





# LESSON TITLE

Date:	Materials Needed:	Due Date:
Objective(s)		
How do you know if you've met the objectives?:		


	<b>Engage (5 minutes)</b> Check out this resource to get an understanding of what you will learn today.
	To <b>engage</b> students at the beginning of a lesson, insert video, image, quote, or another inspirational hook in this box.


	<b>Explore (10 minutes)</b> Here are 2 resources to help you explore the content/skill.
	Curate a collection of resources such as articles, videos, infographics, text excerpts, etc.) for students to <b>explore</b> a topic.


	<b>Explain (20 minutes)</b> Now that you know what you'll be learning, let me explain the objective and clear up any misconceptions.
	Use this section of the HyperDoc to <b>explain</b> the lesson objective through <b>direct instruction</b> using your favorite tech tool, or gather students together to teach the content. Use may use screencastify, or any other tool that allows you to record content. Explain to students any materials they may need to complete the lesson.

	<b>Apply (1-2 assignments; 30 minutes)</b> Here you will apply your knowledge and practice the skill. Make sure you follow the directions for each assignment.
---	---

	<p>Create an assignment for students to <b>apply</b> what they learn by using web tools to create, collaborate, and/or connect beyond the classroom. Be sure to create an assignment that is engaging, creative, and meaningful. Examples:</p> <ul style="list-style-type: none"> <li>Watch an Edpuzzle &amp; answer questions</li> <li>Respond to a prompt on Flipgrid</li> <li>Complete Quizziz assignment</li> <li>Complete questions on Google Doc</li> <li>Create a Google Slide</li> <li>Actively Learn Assignment</li> <li>Work with a partner in a Zoom Breakout Room</li> </ul>
--	--

	<h2>Share</h2> <p>Turn in your assignment no later than the date below.</p>
	<p>Collect student's work to provide feedback, and/or include a section for students to <b>share</b> work with an authentic audience.</p>

	<h2>Reflect</h2> <p>Complete the exit slip below</p>
	<p>Include an opportunity for face-to-face or digital <b>reflection</b> to guide students along their learning progression and set new goals. This can be a simple question, poll, or Google Form</p>

	<h2>Extend</h2> <p>(1 Additional Resource)</p>
	<p>Add links to more activities and online resources to <b>extend</b> the learning.</p>