












# Medway Elementary School

## Remote Learning Schedule - Week of April 27, 2020

	Monday	Tuesday	Wednesday	Thursday	Friday
<b>Morning Meeting</b>	Morning Meeting will be held each day from 9-9:20am. Classroom Teachers will host morning meeting 4 days a week and a guest specialist will host one morning a week. Classroom teachers will meet with small groups of students each day during one of the following times : <b>9:30-10</b> , <b>10:10-10:40</b> .				
<b>ELA</b> 	<b>Learning Target:</b> I can learn about the main character(s) in my book. I can name what my character likes and dislikes. I can name what my character does and says. <div style="border: 1px solid blue; padding: 10px; margin-top: 10px;"> <p style="text-align: center;">Learn about the character.</p>  </div>	<b>Learning Target:</b> I can reread a familiar book to discover new things about the story and learn more about the characters. <div style="border: 1px solid yellow; padding: 10px; margin-top: 10px;"> <p style="text-align: center;">Reread to learn MORE about the characters.</p>  </div>	<b>Learning Target:</b> I can notice when my character's feelings change across the story and change my reading voice to show each new feeling. <div style="border: 1px solid blue; padding: 10px; margin-top: 10px;"> <p style="text-align: center;">Notice when feelings change.</p> <p style="text-align: center;">Then, change your voice.</p>  </div>	<b>Learning Target:</b> I can bring my character to life by sounding like a reading star! <div style="border: 1px solid blue; padding: 10px; margin-top: 10px;"> <p style="text-align: center;">Bring the character to life!</p>  </div> <div style="border: 1px solid blue; padding: 10px; margin-top: 10px;"> <p style="text-align: center;">* Ways to * Sound Like a * * Reading Star! *</p> <ul style="list-style-type: none"> <li>* scoop up lots of words</li> <li>* look out for clues like dialogue tags </li> <li>* change your voice to sound like the characters </li> <li>* show feelings </li> <li>* read some parts s...l...o...w... and some parts <b>fast!</b> </li> <li>* add sound effects </li> <li>* read <b>LOUD</b> and clear </li> </ul> </div>	<b>Independent Learning</b> (See below)

	<p><b>Must Do:</b></p> <p><a href="#">LINK to Mr. Putter and Tabby Pour the Tea</a></p> <p>Reread Mr. Putter and Tabby Pour the Tea(follow link above)</p> <ul style="list-style-type: none"> <li>Name the main characters</li> <li>Use pictures and words to name what the character likes and dislikes</li> <li>Use pictures and words to name what the character does and says.</li> <li>Tell someone at home about these characters.</li> <li>Now it is your turn to pick a character book and learn about a new character.</li> <li>Pick a just right book from this <a href="#">Epic Character Collection</a> or be sure to pick a just right character book from home.*<b><i>You will go back to this book during the week each day as well as record yourself reading this book on Friday.</i></b></li> <li>Name your main characters and what the characters like, dislike, say and do.</li> <li>Tell someone at home about the new characters.</li> <li>Make sure you read for 20 minutes today. .</li> </ul>	<p><b>Must Do:</b></p> <p><a href="#">LINK to Mr. Putter and Tabby Pour the Tea</a></p> <p>Reread Mr. Putter and Tabby Pour the Tea(follow link above)</p> <ul style="list-style-type: none"> <li>What new things did you notice and learn about the book?</li> <li>What new things did you learn or notice about Mr. Putter or Tabby?</li> <li>Tell someone at home about your new learning about these characters.</li> <li>Now it is your turn to reread the character book that you read yesterday.</li> <li>What new things did you notice or learn about the story or the characters?</li> <li>Tell someone at home about your discoveries.</li> <li>Make sure you read for 20 minutes today.</li> </ul>	<p><b>Must Do:</b></p> <p><a href="#">LINK to Mr. Putter and Tabby Pour the Tea</a></p> <p>Reread Mr. Putter and Tabby Pour the Tea(follow link above).</p> <ul style="list-style-type: none"> <li>Using the words and pictures, notice when Mr. Putter's feelings change.</li> <li>How should your voice sound when he is alone in his house? How should your voice sound when the pet store has only kittens? How should your voice sound when Mr. Putter and Tabby share their life together?</li> <li>Now it is your turn to reread the character book that you read yesterday and the day before.</li> <li>How can you make your voice match the character's feelings?</li> <li>Remember if your character's feelings change then your voice should too.</li> <li>Make sure you read today for 20 minutes.</li> </ul>	<p><b>Must Do:</b></p> <p>Today you will read like a reading star and record your reading on Seesaw.</p> <ul style="list-style-type: none"> <li><b><i>Pick the book you have been working on all week.</i></b> This can be Mr. Putter, a book from Epic, or your book from home.</li> <li>Practice reading like a star and bringing your character to life.</li> <li>After practicing a few times, you are ready to record on Seesaw.</li> </ul> <p><b><u>Submit:</u></b></p> <p>Today you will read like a reading star and record your reading on <b>Seesaw (It will be scheduled in Activities)</b>. <i>Note: there is a recording time limit of 5 minutes which is enough time to read a short book or a chapter and bring your character to life.</i></p> <p><b>Before you submit your recording:</b></p> <ul style="list-style-type: none"> <li>Check that you can hear it clearly</li> <li>Check that you are a reading star</li> <li>Check that you brought your character to life</li> </ul>	<p><b>Must Do:</b></p> <p><b>**Please complete the last lesson for the week.</b></p> <p>Your child needs to engage in an ELA must do activity on the days that he/she is not in a small group.</p> <p>For example: Your child meets with the classroom teacher one time a week for a small group. Then your child would complete the ELA must dos the other four days of the week.</p>
--	---	--	--	---	--

	<b>Can Do:</b>  Complete the next iReady reading assignment	<b>Can Do:</b>  Complete the next iReady reading assignment	<b>Can Do:</b>  Complete the next iReady reading assignment	<b>Can Do:</b>  Complete the next iReady reading assignment.	<b>Can Do:</b>  Complete the next iReady reading assignment.
<b>Break – Grab a snack, get some fresh air and check in with your adults</b>					
<b>Math</b>  	<b>Learning Target:</b>  I can estimate and then count a set of items by making groups of ten and counting the remaining cubes	<b>Learning Target:</b>  I can model different ways to show (represent) two-digit numbers as tens and ones using dots and vertical line symbols and equations.	<b>Learning Target:</b>  I can model different ways to show (represent) two-digit numbers as tens and ones using dots and vertical line symbols and equations. I can also decompose (take apart) two-digit numbers in different ways.	<b>Learning Target:</b>  I can write the two-digit number for a group of tens and ones and write how many tens and ones it has.	<b>Independent Learning</b>  (See Below)
	<b>Must Do:</b>  <b>Assigned Lesson on Seesaw in the Activities</b>  Please read the <a href="#">Lesson 21 Family Letter</a> together and complete the activity.  Please complete <a href="#">Student Workbook GREEN Pages 481-482</a>	<b>Must Do:</b>  <b>Assigned Lesson on Seesaw in the Activities</b>  Please complete <a href="#">Student Workbook GREEN Pages 485-486</a> .  <b>Submit:</b> Please submit the Green pages 485-486 on <b>Seesaw</b>	<b>Must Do:</b>  <b>Assigned Lesson on Seesaw in the Activities</b>  Please complete <a href="#">Session 4 Exit Slip</a>	<b>Must Do:</b>  <b>Assigned Lesson on Seesaw in the Activities</b>  Please complete the <a href="#">Fluency &amp; Skills Practice Sheet</a>	<b>Must Do:</b>  **Please complete the “Must Do” the day you were in a small group with your teacher.  <i><b>*Please note that if there is a day that you are unable to complete an activity, it is fine to complete it on a day that is more convenient for you. We understand and whatever works best with your schedule.</b></i>

	<b>Can Do:</b> <a href="#">Fluency Practice Game</a> (bottom left on practice sheet p. 481) <b>"My Path" on iReady</b> Zoom Bounce	<b>Can Do:</b> <b>"My Path" on iReady</b> Zoom Bounce	<b>Can Do:</b> <b>"My Path" on iReady</b> Zoom Bounce	<b>Can Do:</b> <b>"My Path" on iReady</b> Zoom Bounce	<b>Can Do:</b> <a href="#">Lesson 21 Center Activity</a> <a href="#">Lesson 21- Enrichment.</a> <b>"My Path" on iReady</b> Zoom Bounce
<b>Break</b>					
<b>Social Studies</b>   <b>Science</b> 	<b>Science</b>	<b>Social Studies</b>	<b>Science</b>	<b>Social Studies</b>	<b>Science</b>
	<b>Learning Target:</b> I can make a prediction about plant roots.  <b>Must Do:</b> <a href="#">RootVue Project</a> (Open link and press <i>Present</i> )	<b>Learning Target:</b> I can explain why maps are useful.  <b>Must Do:</b> Maps help us find our way. Read <a href="#">"What Is a Map?"</a> to learn why maps are useful and what important information is shown on a map.  Username - engaged Password - learning	<b>Learning Target:</b> I can identify animals and plants in my neighborhood.  <b>Must Do:</b> <a href="#">Neighborhood Scavenger Hunt</a>  Print: <a href="#">Scavenger Hunt Document</a>	<b>Learning Target:</b> I can create a map that will help people locate objects in a room.  <b>Must Do:</b> We learned that maps are useful tools. Draw a map of your bedroom. Think about the most important items to place on your map. Try to include symbols and a map key!	<b>Learning Target:</b> I can explain why penguins can't fly.  <b>Must Do:</b> <a href="#">Why do penguins have wings but can't fly?</a>
	<b>Can Do:</b> Tell a family member your prediction: Will the Onion, Carrot or Radish <u>root</u> grow first?	<b>Can Do:</b> Design your own compass rose. Make sure you include the directions: North, South, East and West. <a href="#">Example</a>	<b>Can Do:</b> <a href="#">Signs of Spring Scavenger Hunt Video</a>	<b>Can Do:</b> Draw a map of another room in your house. Try to include symbols and a map key!	<b>Can Do:</b> Have a discussion with your family or make a list of birds that <b>can fly</b> and a list of birds that <b>cannot fly</b> .
<b>Special Subject</b>	<b>Music</b>	<b>Art</b>	<b>Library</b> Watch <a href="#">this video</a> for a	<b>Health</b> Let's learn more	<b>PE</b> This week we are exploring

	<a href="#">First Grade Video</a>  <a href="#">Listening Video</a>  If you'd like me to see your work post on <a href="#">Padlet!</a>  Follow @mscronanmusic on Instagram for more!	<a href="#">Recreate a famous painting using household objects!</a> (video).  Can be as simple as "Sit like the Mona Lisa". If you feel "stuck" look at the laundry examples in the video. Or look at some Kindergarten examples: <a href="#">padlet</a> . Upload to the <a href="#">Art Padlet</a> if you want to share!	read aloud!  CHALLENGE: make <a href="#">an origami fish</a> and decorate it however you want. Remember that it's okay to make mistakes -- just like Lou :)  ALTERNATIVE CHALLENGE: Draw a picture of lots of colorful fish!  If you'd like me to see your work, post on <a href="#">Padlet!</a>	about our feelings! Watch <a href="#">this video</a> and then complete the Make a Mask activity.  If you would like me to see your mask, post it on my <a href="#">Padlet!</a>	gymnastics! <a href="#">Watch this video</a> that leads you through some different forward roll challenges.  If you would like me to see your work, post it on my <a href="#">Padlet!</a>  Follow <a href="#">@MrShoenfelt</a> on Twitter for more challenges/updates/reminders!
--	---	--	--	--	--

### Lunch and Outside Time

<b>Choice Board</b>	<a href="#">Pick at least one activity to participate in this afternoon</a>	<a href="#">Pick at least one activity to participate in this afternoon</a>	<a href="#">Pick at least one activity to participate in this afternoon</a>	<a href="#">Pick at least one activity to participate in this afternoon</a>	<a href="#">Pick at least one activity to participate in this afternoon</a>
<b>Live Pop-in Lessons this week:</b>	MUSIC:	ART:	LIBRARY	HEALTH	PE