

Lucky Meadow



Head to Lucky Meadow and help the leprechauns reclaim their lost luck!
Travel to Lucky Meadow and meet its most unusual inhabitants!
Witness the first bloom of a rare underwater flower!
Howl in harmony with the wolves!

2 levels: Lucky Meadow and Silty Bottom.
The land is available from March 6 to March 19, 233:59 PST.

Lucky Meadow



Silty Bottom



[Quests](#) [Rewards](#) [Maps](#)

Storage

Lucky Meadow - Storage



Silty Bottom - Tower



Leprechaun Car festive building



In this update, you can get 2 Festive Buildings: one from the Instruction and another for 70% clearing of the Lucky Meadow.

Collect Lucky Person’s Tools in the festive locations and use them to restore Leprechaun Cars. You can get 720 Lucky Person’s Tools in this update.



6 stages: 25+55+65+85+110+140=480

IMPORTANT! Fully built festive buildings will drop not decorations, but ROULETTES!



Packing List

Milk

2

x150

-10

1

+10

UNLOAD

Carrot

2

x250

-10

1

+10

UNLOAD

Wind

1

x40

-10









1






+10

LOAD





Not including Crafts

Quests

Quest	Task	What to do
Green adventures	Go to Lucky Meadow.	
Village of the rich	Reach the leprechaun village in Lucky Meadow.	Go further and find Patrick.
Magic box	Unpack the Laboratory from the Box in Lucky Meadow.	<p>Find 3 Bolt Cutters in 3 pickup boxes in the location and apply them to the Laboratory.</p>  <p>Next, you will need to collect Fairy's Laughters, Wolf Howls and Fish Sayings for the Laboratory. All of them are obtained for completing tasks in the location.</p> 
<div>Howling at the moon</div> 	Get the Song from Patrick O'Shea in Lucky Meadow.	<p>Get Song x160 from Patrick (barter 40 Energy + 40 Wind). After that, apply songs to 4 Faoladhs and get 1 Wolf Howl from each.</p>  <p>Click Patrick</p> 
	Sing the Song to the Faoladhs.	
<div>Ringing laughter</div> 	Ring the Swan Pond bell in Lucky Meadow.	<p>Click on the pond and apply 20 energy. You will get Black feathers, apply them to the fairies to make them laugh.</p> 
	Use Black Feathers to make the Fairies laugh.	
Let's dive in!	Go to the Silty Bottom.	Go further and find Seymour Norton. Move to the Silty Bottom through the teleport.

		
One should listen 	Collect First Bloom at the Silty Bottom. Show the First Bloom to the Wise Salmon.	Collect x300 First Blooms from 6 Underwater Flowers and give them to 5 Wise Salmon in the location. 
Explosion of luck	Make Lucky Dynamite in Lucky Meadow.	Go back to the 1st level and apply all the ingredients to the Laboratory. Reward: x3 150-energy Lucky Dynamites. You'll need 150 Ordinary Logs to charge them. This dynamite can be used once. 

Major goals

Quest	Task	What to do
Clinking of coins 	Examine all Pots with Gold.	There are 4 Pots with Gold in the location, just find and inspect them. The pots will drop Leprechaun Coins, use them to build the Stage to turn it into ROULETTE.  Reward: x3 Migraine Cure +150 energy.
Thoughts about the past 	Remember Happy Memories.	4 Happy Memories in the location, just find and inspect them.  Reward: 4 emeralds.

Roulettes in the location

2 Leprechaun Houses



Stage

Collect Leprechaun Coins from 4 Pots with Gold and use them to build the Stage to turn it into ROULETTE.



Trader in the Lucky Meadow

There's a Trader in the Lucky Meadow, he will gladly swap your Magic Dust for useful items. Cut down any objects in the location to get the Magic Dust (7450 dust in total).

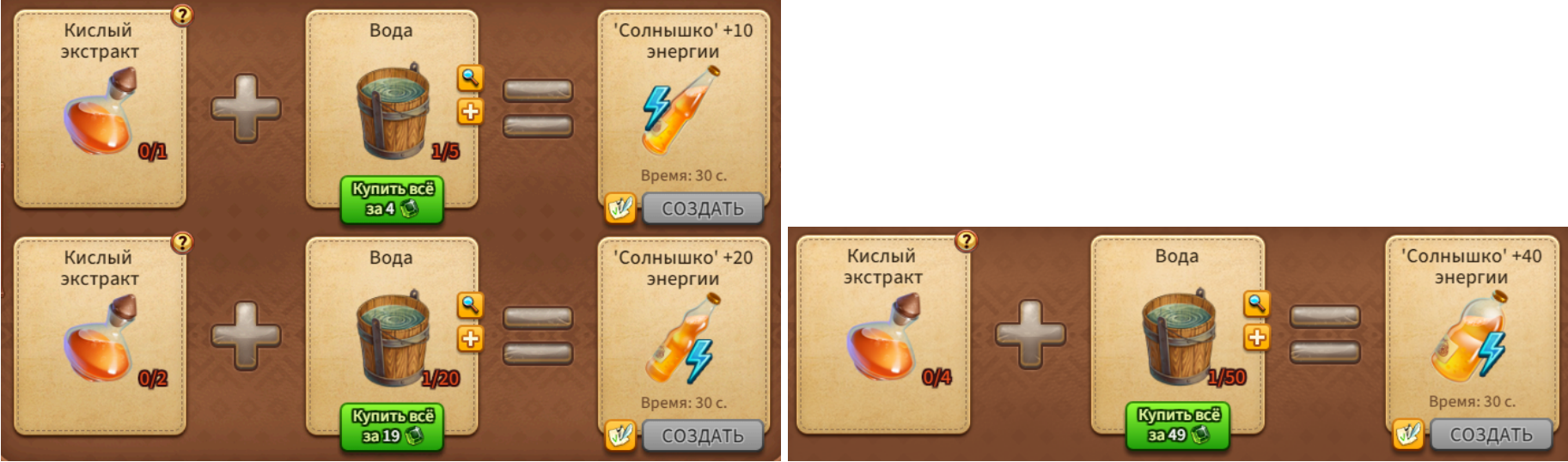


The first item, Sour Extract, is needed for recipes in the Little Sun Apparatus.





Little Sun Apparatus


The screenshots have test time!



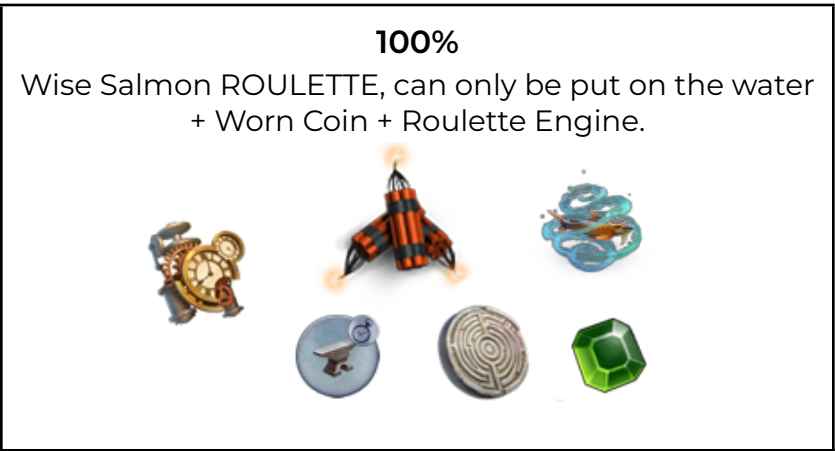
Clearing rewards

Lucky Meadow

<p>20%</p> <p>Laboratory where you can swap your crops for 50 PURE energy, 10 times</p> 	<p>50%</p> <p>Pond MULTIBOX that gives rewards 10 times and leaves an animated decoration.</p> 
<p>70%</p> <p>another Leprechaun Car festive building</p>	<p>100%</p> <p>Alchemist in a Chair ROULETTE and Roulette Engine.</p>



Silty Bottom



20% - Laboratory where you can swap your crops for 50 PURE energy, 10 times.



70% - another Leprechaun Car festive building. Fully built festive buildings will drop ROULETTES!





Maps



