



**John Caplis, AHS Assistant Principal
Assessment Coordinator**

3303 South Third Avenue, Alpena, MI 49707
T: (989) 358-5306 | caplisj@alpenaschools.com

March 23, 2025

Dear AHS Juniors & Parents:

In order to graduate from Alpena High School with a valid Michigan Merit Curriculum (MMC) Diploma endorsed by Michigan Department of Education, all Juniors must complete the Michigan Merit Exam (MME) suite of three assessments. This is a **mandatory graduation requirement** per [Board Policy 2623](#). The MME includes:

- Digital Scholastic Aptitude Test (SAT) with Essay - reading, writing, math
- American College Testing (ACT) WorkKeys - workplace documents, applied math, graphic literacy
- Michigan Student Test of Educational Performance (M-STEP) - science, social studies

The Pre-identification process will occur on:

Wednesday, April 2 @ 8:00 a.m. in Gymnasium - Juniors (A-L)

Thursday, April 3 @ 8:00 a.m. in Gymnasium - Juniors (M-Z)

Monday, April 7 @ 8:00 a.m. on Auditorium Stage (Make-ups)

You will participate in three assessments according to the following schedule:

1. SAT - Wednesday, April 9 @ 7:30 a.m. - 12:00 p.m. in assigned classrooms
2. ACT WorkKeys - Thursday, April 10 @ 7:30 a.m. - 11:00 a.m. in Gymnasium
3. M-STEP - Wednesday, April 16 @ 7:30 - 10 a.m. in Gymnasium - Juniors (A-L)
Thursday, April 17 @ 7:30 - 10 a.m. in Gymnasium - Juniors (M-Z)

Note: on April 9th, Juniors will be allowed to leave campus early after SAT testing concludes. Students will attend a full school day on all other testing dates.

Prior to Test Day

Review the links below for SAT, ACT WorkKeys, and M-STEP information and practice tests:

[What's on the SAT?](#)

[SAT Student Guide 2025](#)

[SAT Practice & Preparation](#)

[ACT WorkKeys Information](#)

[M-STEP Information](#)

[M-STEP Online Tools Training](#)

[M-STEP Grade 11 Science Sample & Answers](#)

[M-STEP Grade 11 Social Studies Sample & Answers](#)

[Desmos Calculator Practice](#)

Test Day - What to Bring

- Acceptable photo ID (i.e. school issued ID) and your student number
- Two No. 2 pencils with erasers; mechanical pencils are **not** allowed
- SAT and M-STEP Bring your **school assigned laptop and charger (personal laptops will not work.)**
- If you do not want to use the Desmos Calculator on SAT, bring an approved calculator ([List of Approved Calculators](#))
- Dress comfortably and in layers; jackets and book bags are not allowed in testing areas
- Snacks and drinks are not permissible in the testing areas; however, students will be provided a snack and water during planned breaks

Test Day - What NOT to Bring

- Hats and hoods are not allowed to be worn during testing
- Any devices, including digital watches (i.e. Apple watch), that can be used to record, transmit, receive or play back audio, photographic text or video content
- Audio players/recorders, tablets, notebooks, i-pads/i-pods, MP3 players or other personal computing devices
- **NO CELL PHONES** or any other texting device allowed in any testing area.

Students are encouraged to leave cell phones and/or any other electronic device, including watches (i.e. Apple watch) at home, in their vehicle, or in their locker (silenced) for security purposes and in order to maintain a quiet testing environment. If a student chooses to bring a cell phone or any other electronic device on testing day, they will be asked to turn off their device and will be required to turn their device in to security personnel at the testing entrance. Once testing is finished and students are dismissed, students will be able to retrieve their electronic devices from security.

If a student is found using a device or a device makes a noise at any time, including during breaks, the student will be dismissed immediately, their scores will be canceled and the device may be confiscated and contents inspected by the State/College Board.

English/Math Credit Recovery Option

Juniors in need of English or math **credit recovery** have a unique “testing out” option. Juniors who successfully achieve the following on the SAT on April 9, 2025 may recover one (1.0) English credit applied to deficiencies from English 9, 10, or 11:

- Score at or above the College Readiness Benchmark Scores in Critical Reading – Evidenced-Based Reading and Writing score of 480.

Juniors who successfully achieve either of the following may recover one (1.0) Math credit to be applied to deficiencies in Algebra or Geometry:

- Score at or above the College Readiness Benchmark Score in Math of 530.

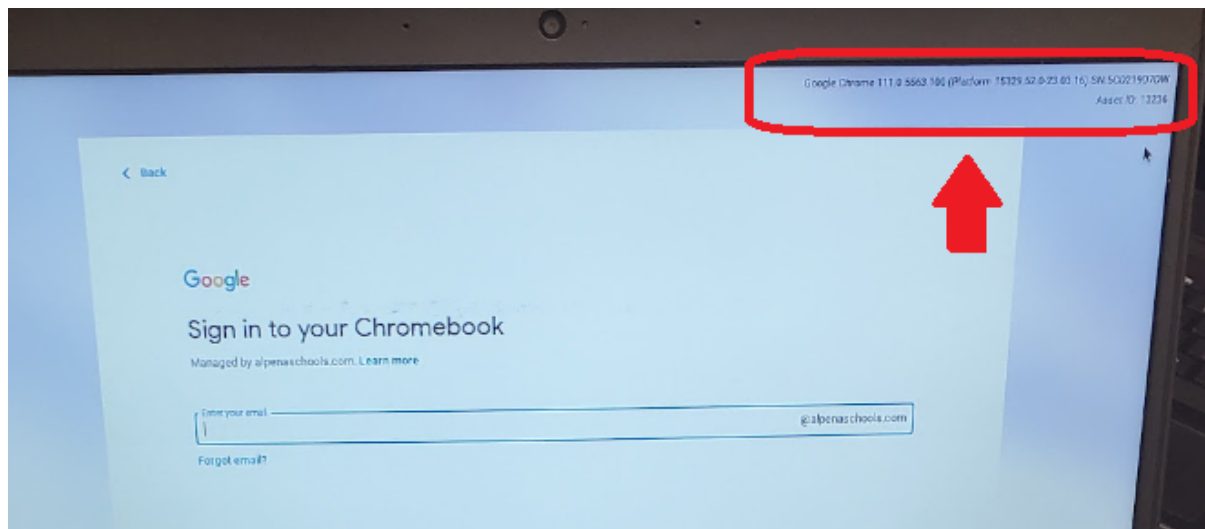

This is strictly an option for **credit recovery** purposes only. Scores on the SAT cannot be used for credit advancement. In order to take advantage of this option, you must:

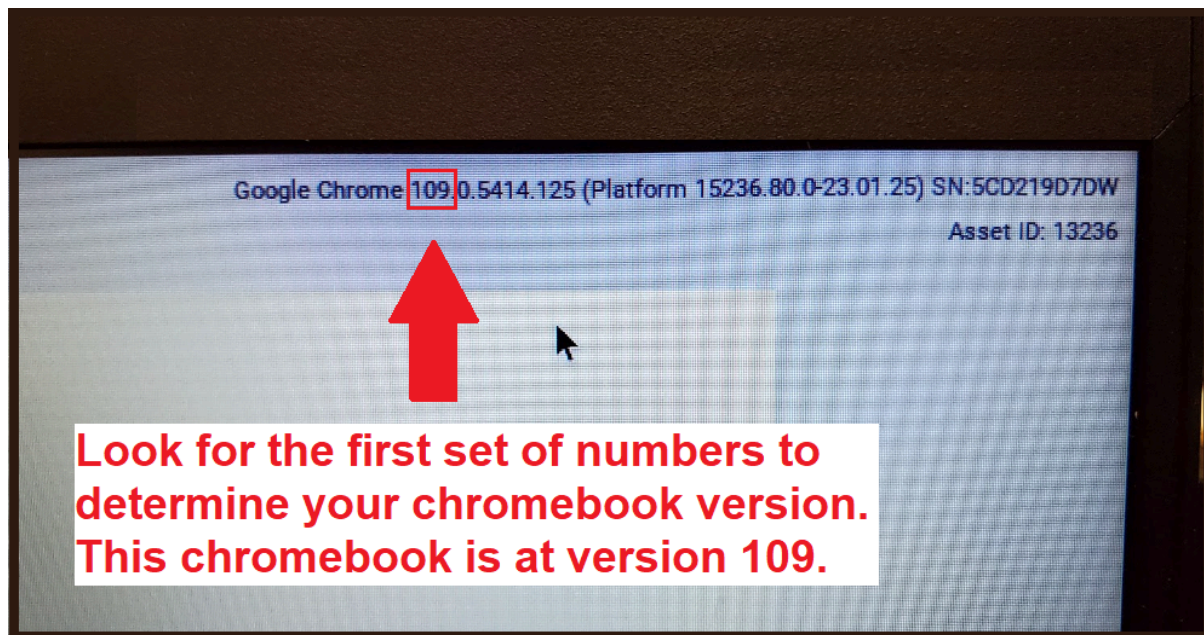
- Do your best on each assessment during the SAT on April 9th.
- Wait for your MME/SAT scores to arrive. Then compare your scores to the requirements above. If you qualify for this option, alert your counselor **immediately**.

Please direct questions about this credit recovery option to your counselor or E-House Principal.

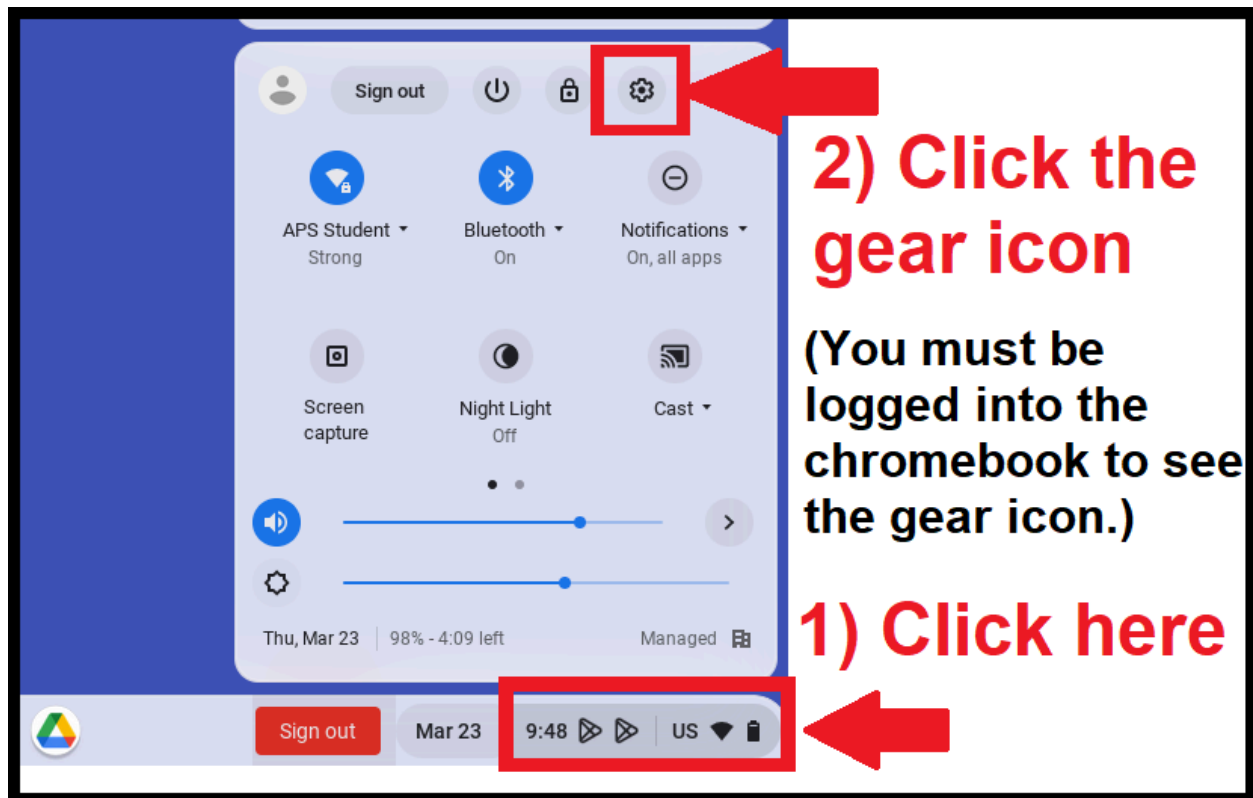
IMPORTANT: Update Your School-Issued Chromebook to v114 or higher

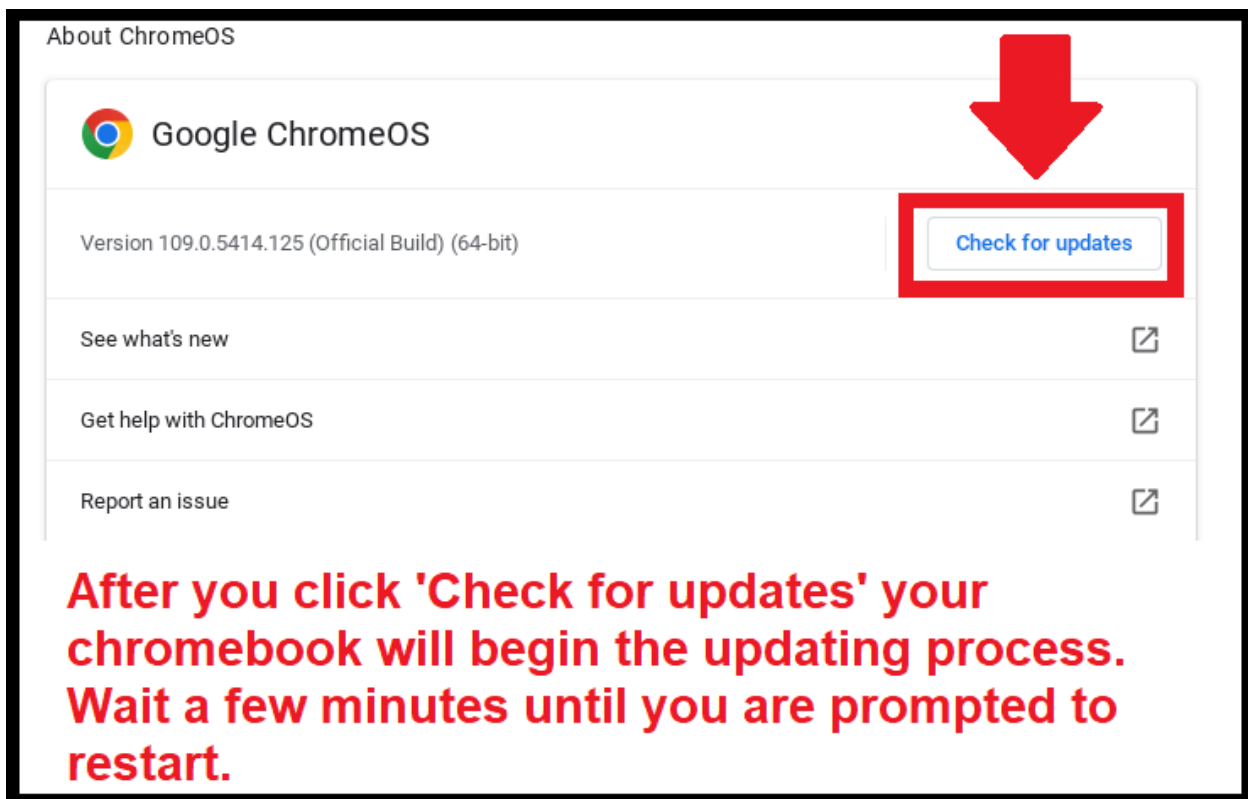
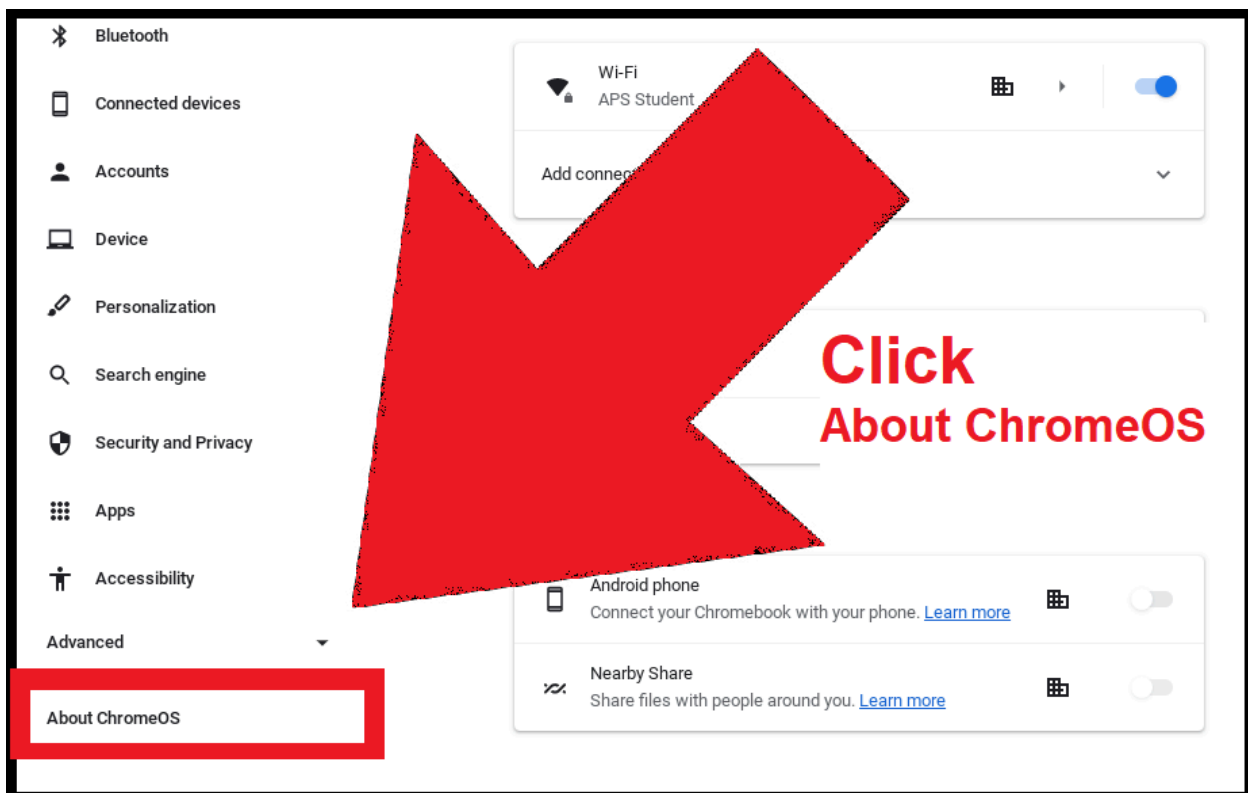
While at the login screen, check your current Chrome OS version: Hold 'ALT' and then press the letter 'V'. Information will be displayed in the upper left corner of the screen.



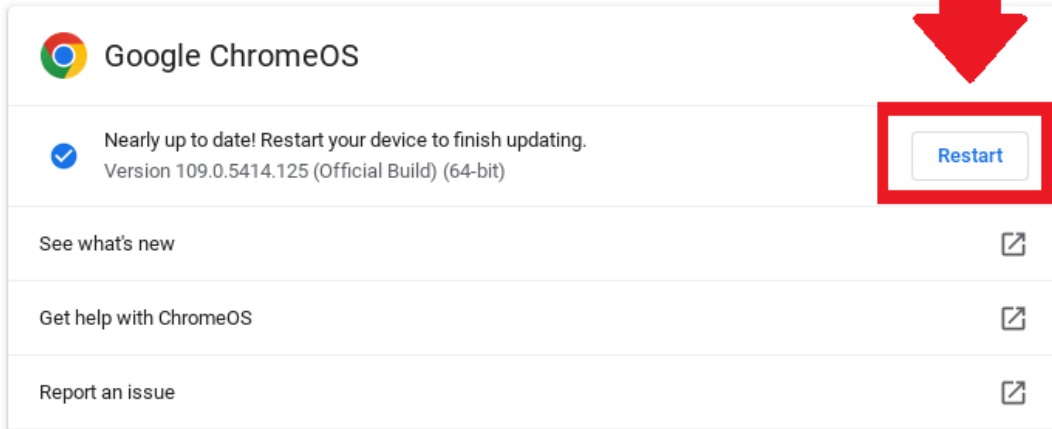


If your Chromebook needs to be updated, login and follow the steps below. Please note: You may need to repeat this process more than once as Chromebooks can only update a couple version increments at a time.





About ChromeOS



The screenshot shows the 'About ChromeOS' page. At the top is the Google ChromeOS logo. Below it, a status message says 'Nearly up to date! Restart your device to finish updating.' followed by 'Version 109.0.5414.125 (Official Build) (64-bit)'. To the right of this message is a blue 'Restart' button, which is highlighted with a red rectangular box. A large red arrow points down from the top right towards this button. Below the status message are three links: 'See what's new', 'Get help with ChromeOS', and 'Report an issue', each with an external link icon.

Click Restart and your chromebook will reboot. Please note:

YOU MAY NEED TO REPEAT THIS PROCESS

Chromebooks can only update a couple versions at a time. After the reboot, check your current version with alt+v again and perform another update if needed.