

**Title:** ch 1.....

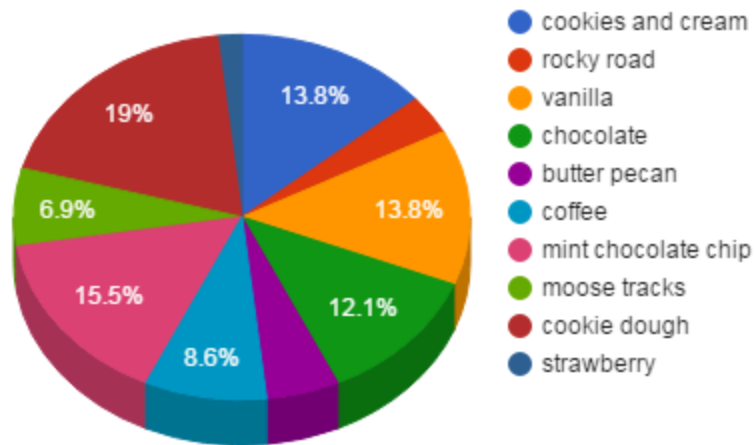
**Purpose:** The purpose of this lab is to construct graphs of hypothesis using data obtained from our class and other classes.

- Taller people can jump higher.
- Older people weigh more.
- Etc

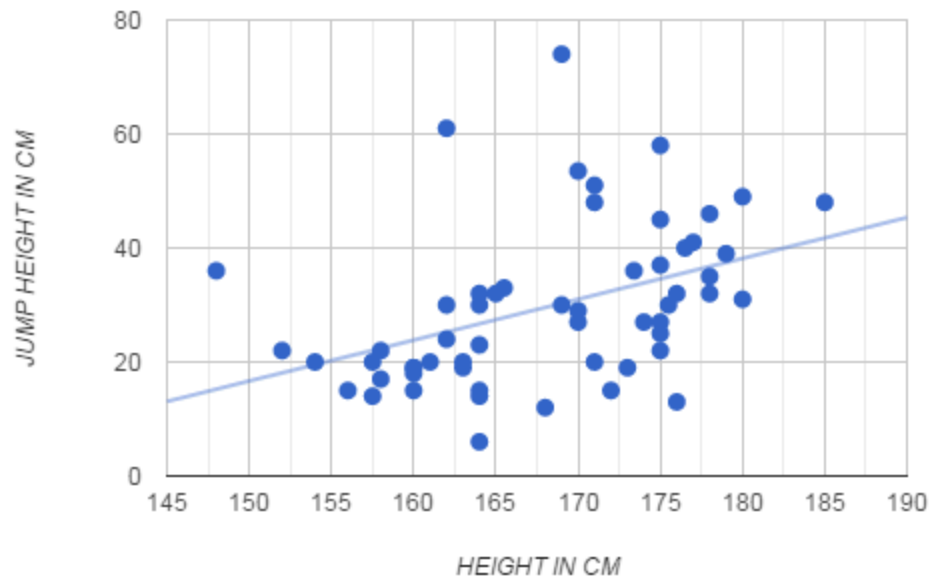
**Background:** independent variable, dependent, line graphs, other types of graphs, experimental data- were numbers accurate- why or why not?, what is a hypothesis as opposed to a theory

**Data:**

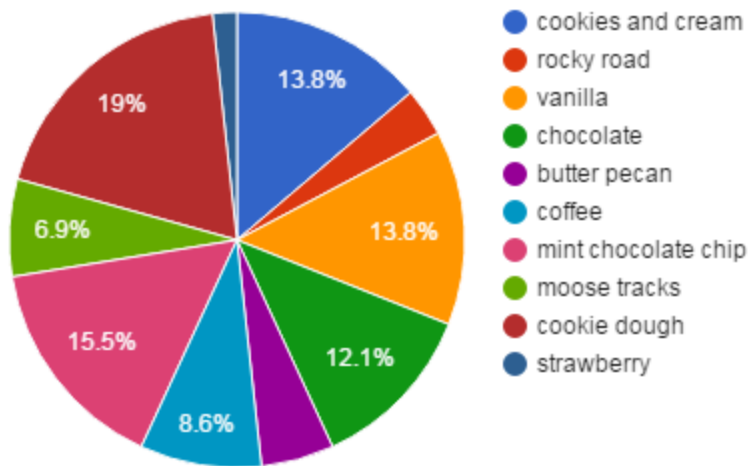
GRAPH 6-FAV ICE CREAM



GRAPH 1- HEIGHT VS. JUMP HEIGHT



GRAPH 6- FAVORITE ICE CREAM FLAVORS OF THE SOPHS



**Conclusion:** discuss whether data corroborated your hypothesis and why they did or didn't.