

## Student Reflections on CircleIn

Most institutions ask for feedback from students at the middle and end of a semester, but by then it can be too late to make adjustments that will benefit the students' success rate in the courses for which they are actively enrolled. CircleIn is being used to allow students to anonymously provide insight into where they most need help each week. This feedback will be sent to both professors and classmates to respond to and is a key metacognitive study strategy that is largely not applied by students.

### How it works

To integrate CircleIn into the course, we recommend that professors, at the beginning or end of each lecture, allow students 5 minutes to complete their Course Feedback on CircleIn. Student responses will be available for Professors to review in the [Insights Platform](#) immediately. Responses are also visible to other classmates who have completed feedback. Students also have the ability to upvote other student responses, if they also align with the feedback.

### Reflection Questions:

Question 1: How are you feeling about this course this week?

Answer choices: Overwhelmed, Anxious, On-Track, Confident

Question 2: What did you learn during the lecture(s) this week?

This is an open ended response.

Question 3: Is there anything you're struggling with or need help with?

Yes answers allow the student to provide additional detail.

No answers will not display to students or professors.

Question 4: Do you have any questions you can't find answers to or any unresolved needs in this class?

Yes answers allow the student to provide additional detail. This question will also post to the Anonymous Question feed so other students can comment directly.

No answers will not display to students or professors.


### How to access the reflections?


Each week, if feedback has been submitted, CircleIn will send an email to the professor including a summary of the total number of feedback submissions they have waiting for review. Within the email is a link to our [Insights Platform](#). Please type in your school name and then use your school ID to login the first time.

## How to login to CircleIn Insights Dashboard

Go to [insights.circleinapp.com](https://insights.circleinapp.com)

In the "Select School" field, type in your school name and pick the correct school from the drop down menu, then once the correct school has been selected, please click the "Select School" button.

A screenshot of the CircleIn login page. At the top is the CircleIn logo. Below it is the text "Find your school". There is a text input field labeled "Select School" with a horizontal line underneath. Below the field is a grey button labeled "Select School". Under the button are two links: "Login As An Admin" and "Can't Find Your School?" with an information icon. At the bottom, it says "Need help? Email us at [support@circleinapp.com](mailto:support@circleinapp.com)".

 **CircleIn**

Find your school

Select School

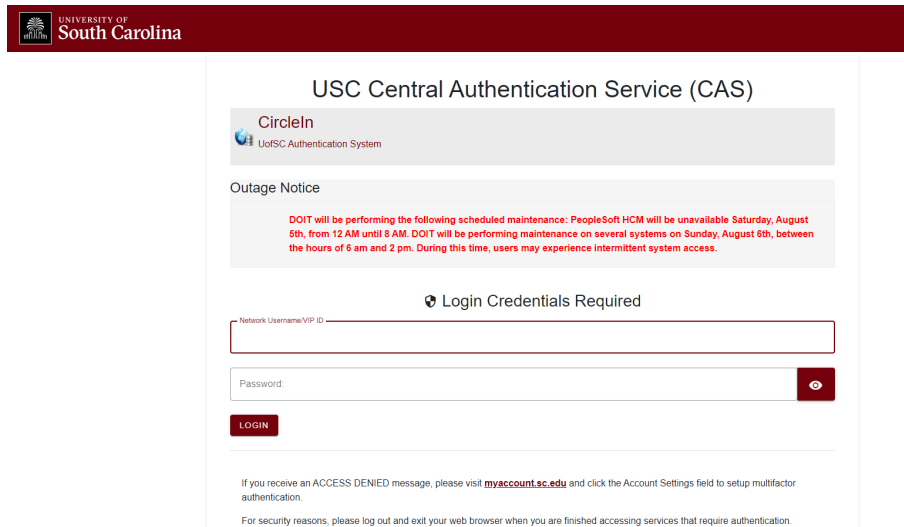
Select School


[Login As An Admin](#)

[Can't Find Your School?](#) ⓘ


Need help? Email us at [support@circleinapp.com](mailto:support@circleinapp.com)

Once at your school's login screen, please use your Institution login and password to connect.

A screenshot of the USC Central Authentication Service (CAS) login page. At the top is the University of South Carolina logo and name. Below it is the title "USC Central Authentication Service (CAS)". There is a section for "CircleIn UofSC Authentication System". Below that is an "Outage Notice" in red text. The main section is "Login Credentials Required" with a "Network Username/VIP ID" field and a "Password" field with a toggle icon. A red "LOGIN" button is below the fields. At the bottom, there is a note about "ACCESS DENIED" messages and a security warning to log out.


 UNIVERSITY OF  
South Carolina

USC Central Authentication Service (CAS)


 **CircleIn**  
UofSC Authentication System

**Outage Notice**

DOIT will be performing the following scheduled maintenance: PeopleSoft HCM will be unavailable Saturday, August 5th, from 12 AM until 8 AM. DOIT will be performing maintenance on several systems on Sunday, August 6th, between the hours of 6 am and 2 pm. During this time, users may experience intermittent system access.

 Login Credentials Required

Network Username/VIP ID

Password 

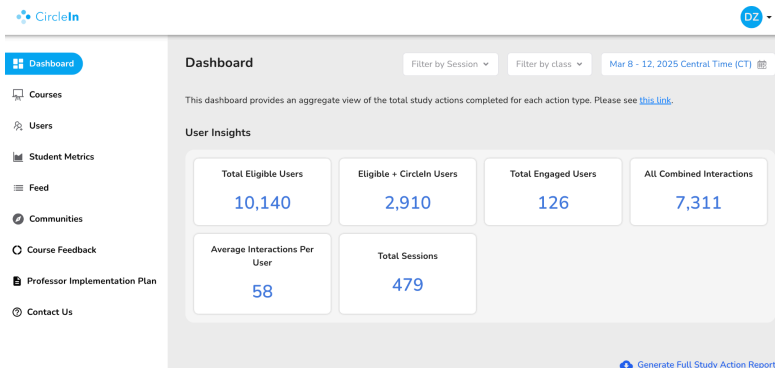
**LOGIN**

If you receive an ACCESS DENIED message, please visit [myaccount.sc.edu](https://myaccount.sc.edu) and click the Account Settings field to setup multifactor authentication.

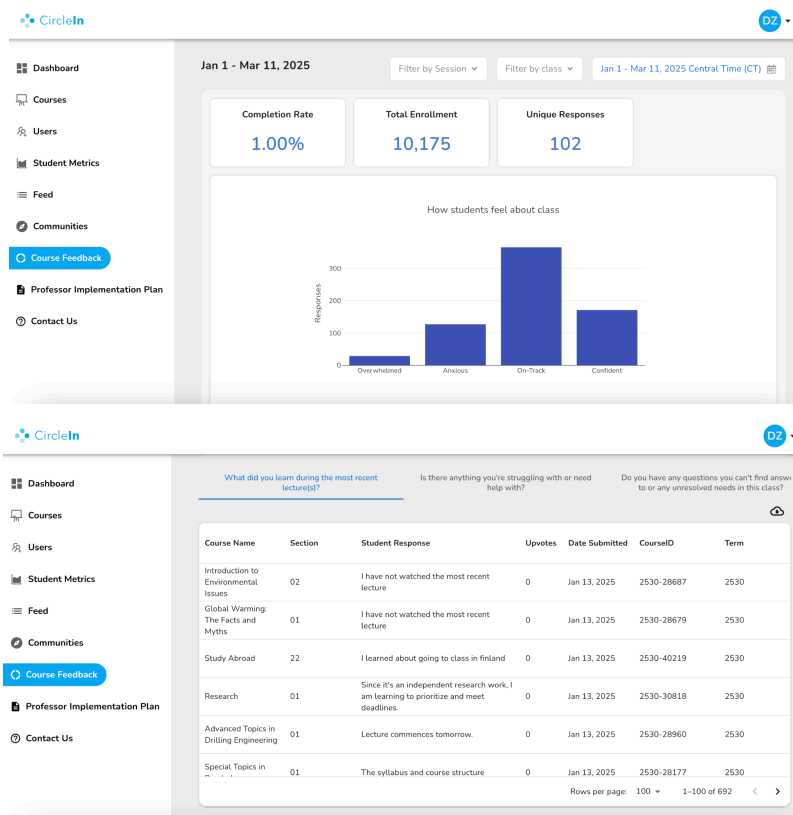
For security reasons, please log out and exit your web browser when you are finished accessing services that require authentication.

[support.circleinapp.com/professors](https://support.circleinapp.com/professors)  
[success@circleinapp.com](mailto:success@circleinapp.com)

Once you're in, you will see the main Dashboard page.



To view your students' feedback, click on the "Course Feedback" button on the left panel. Once in there, you will be able to filter by date, class and section and see their reflections.



If you have any questions, please email [success@circleinapp.com](mailto:success@circleinapp.com). Please include your school name in the body of your email.