

This document is a collection of recommended seating charts for each of the classrooms in the SolBridge building for exam purposes.

Each room's plan has been designed to fit the maximum number of students in the room while maintaining a minimum exam-appropriate distance between each seat.

For most of the classrooms, the layouts recommended here are **NOT the default layout** of their respective classroom's seats.

- You will need to move the seats into these configurations before the exam and then back to the standard configuration after the exam.
- You will also need to push some extra desks to the front of the room, to the back of the room, or out into the hallway in order to make enough space.
(One option is to move the extra seats to the front of the room to make a spot for students to place their bags and smart devices.)

The final pages are for creating a list of which students are assigned to each seat. Delete any unneeded pages.

- I share the seating chart and student list with students in advance on the LMS and post A3 printouts of each outside the exam room.

If you find any errors in this document or want to contribute an additional seating chart, please contact Daniel Corks (danielcorks@solbridge.ac.kr).

--	--	--	--	--	--	--	--	--

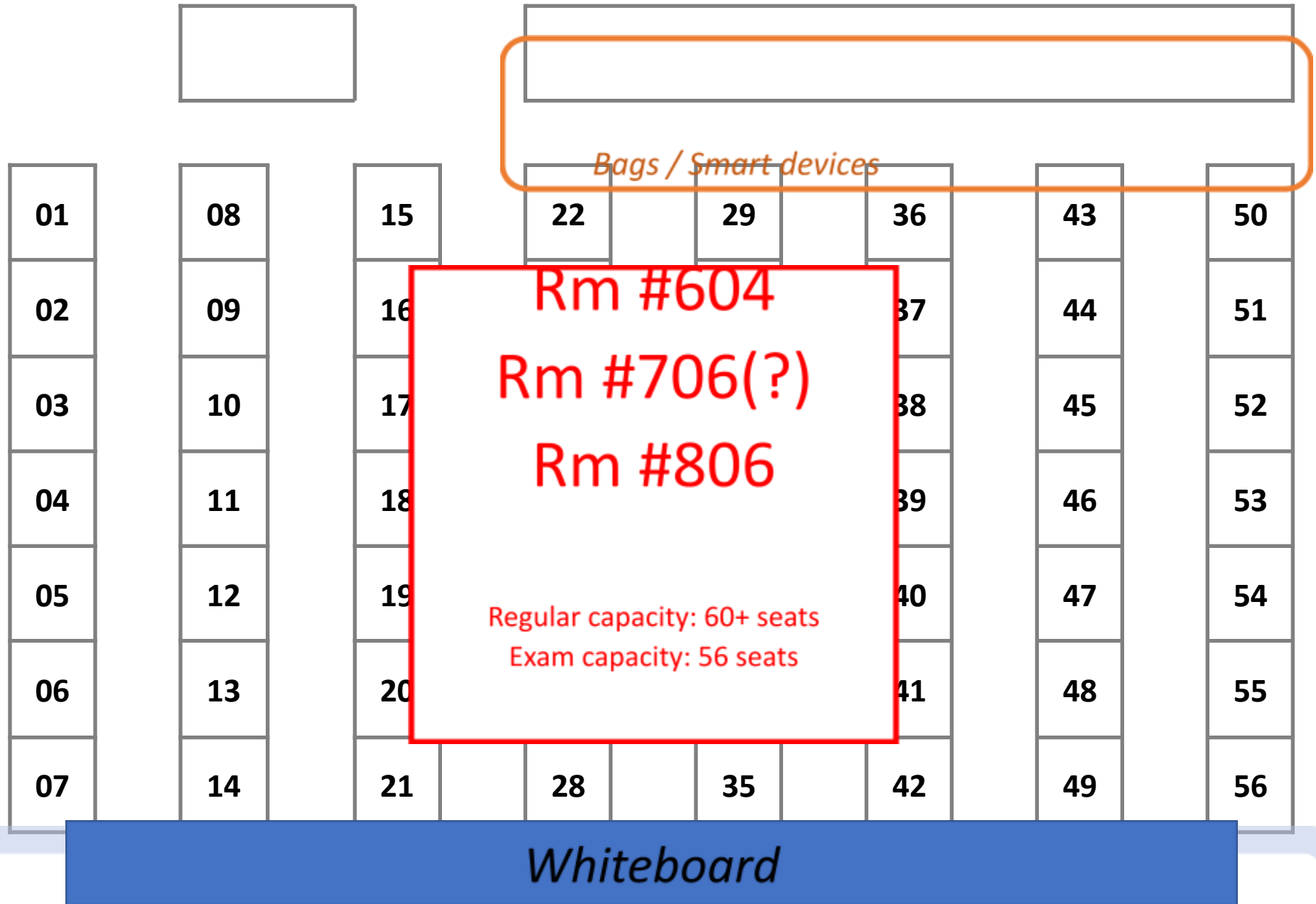
--

Bags / Smart devices

01	08	15	<div>Rm #603 Rm #705(?) Rm #805 Regular capacity: 60+ seats Exam capacity: 56 seats</div>				36	43	50
02	09	16					37	44	51
03	10	17					38	45	52
04	11	18					39	46	53
05	12	19					40	47	54
06	13	20					41	48	55
07	14	21					42	49	56
			27		34				
			28		35				

Whiteboard

Windows



Windows

14	21	28	35	42
13	20	27	34	41
12	19	26	33	40
11	18	25		
10	17	24		
09	16	23		
08	15	22		

Rm #902

Rm #904

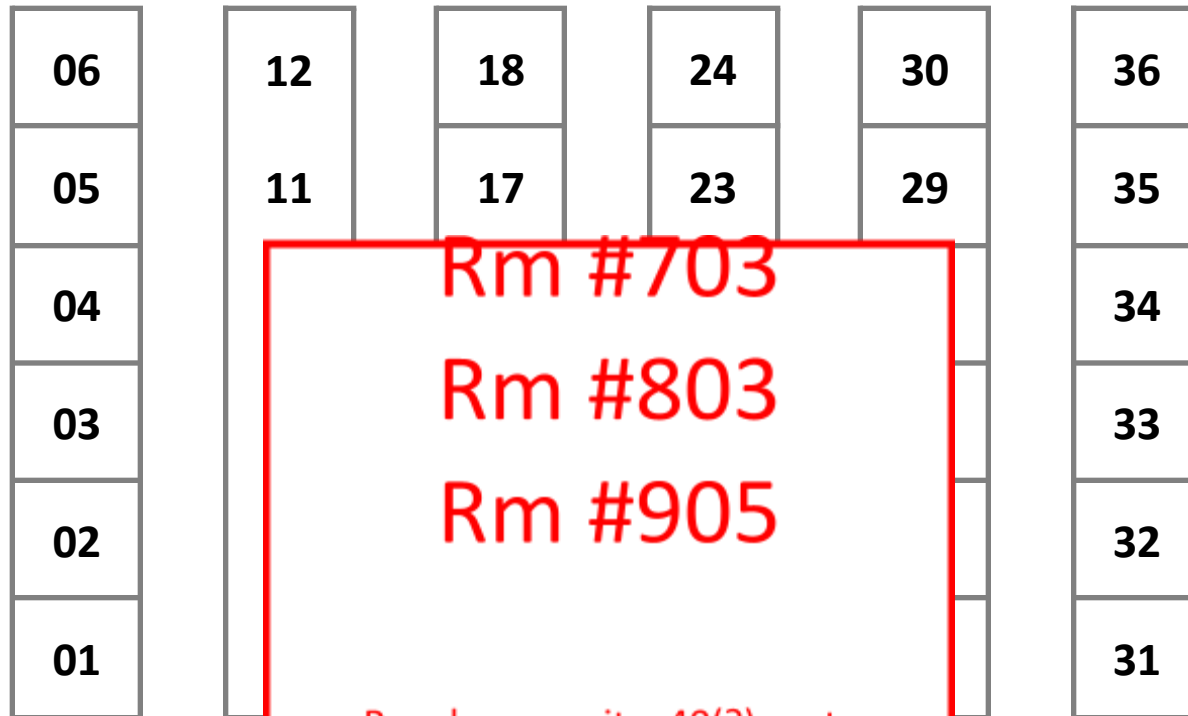
Regular capacity: 60+ seats

Exam capacity: 56 seats

(Each grey cell represents an empty desk)

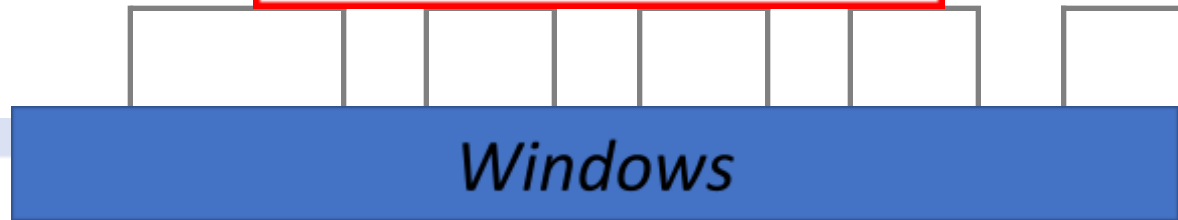
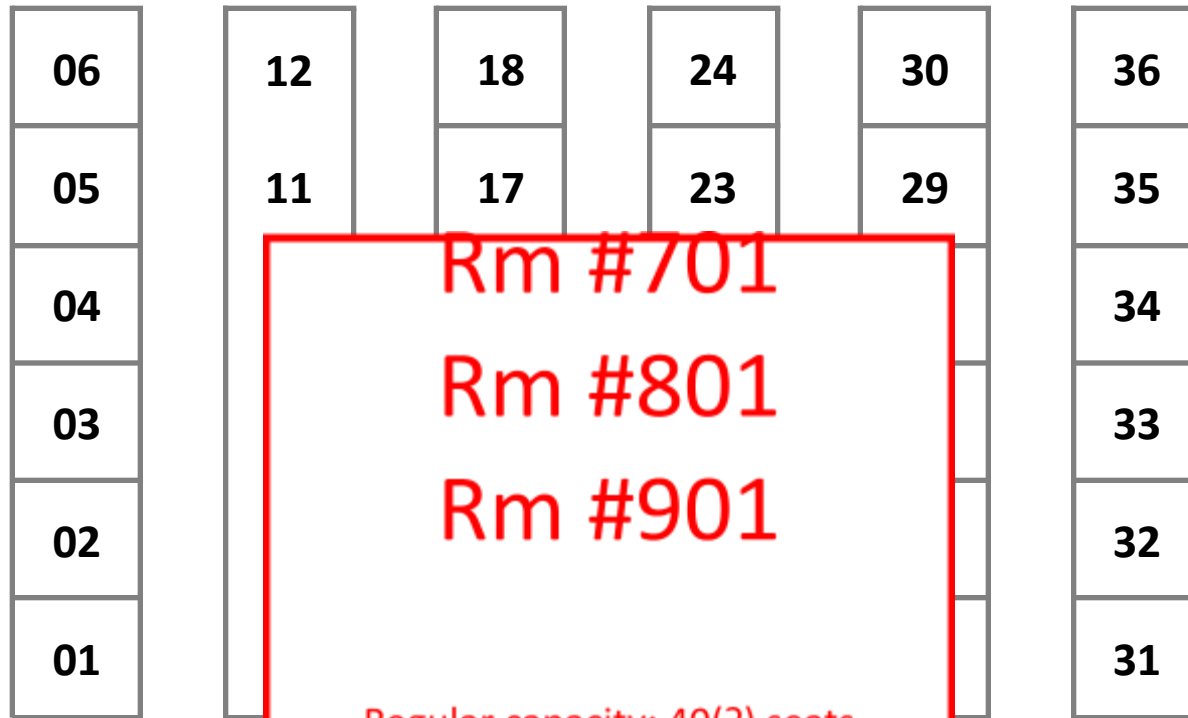
Bags / Smart devices

Jackets



Windows

Bags / Smart devices



Bags / Smart devices

Windows



Rm #230

Regular capacity: ~80 seats

Exam capacity: at least 33 seats
(depending on how you use the
moveable desks in the front row)

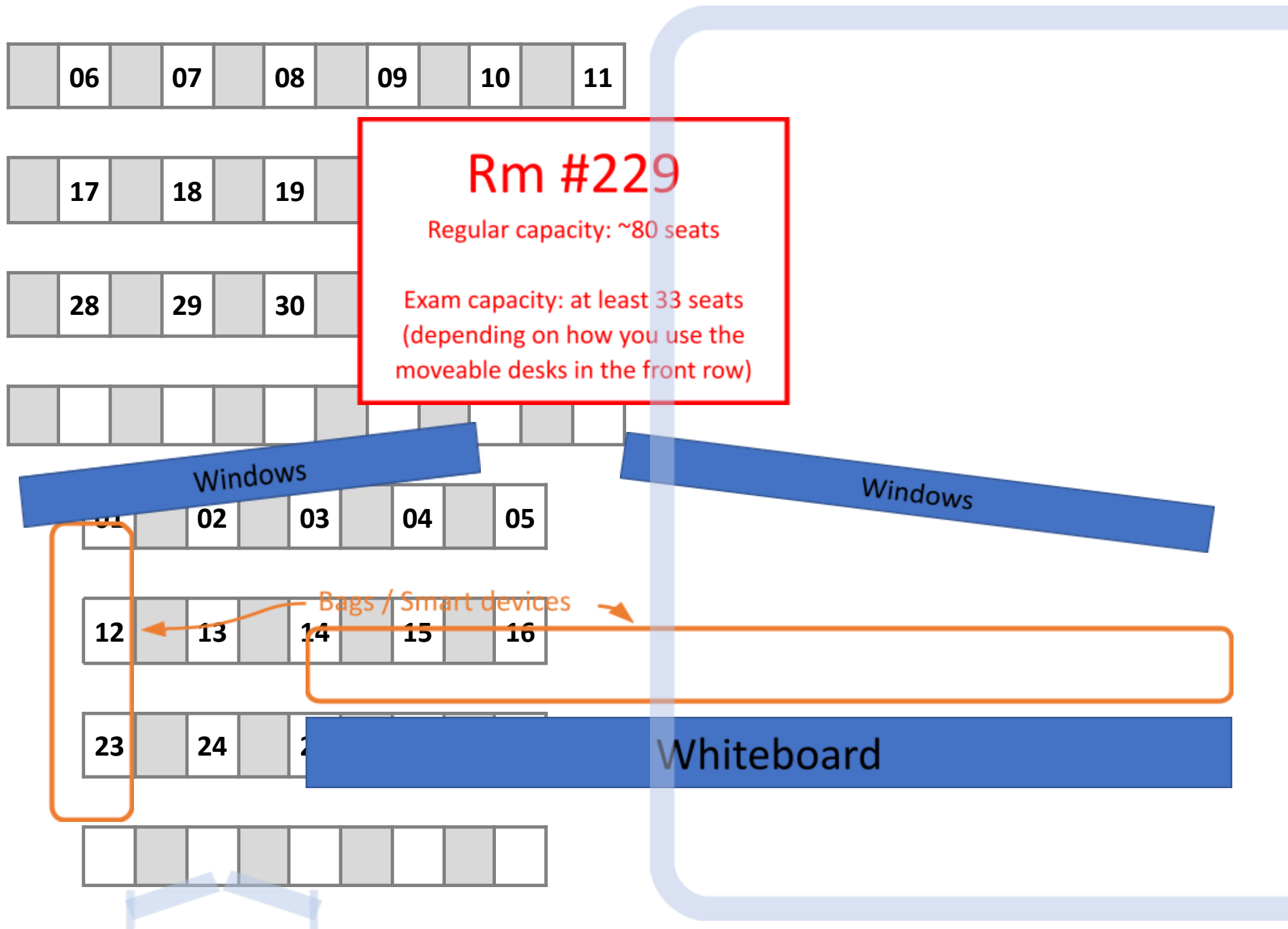


Windows

Rm #230

Bags / Smart devices





Section 001

Seat #	ID	Name
01		
02		
03		
04		
05		
06		
07		
08		
09		
10		
11		
12		
13		
14		
15		
16		
17		
18		
19		
20		
21		
22		
23		
24		
25		
26		
27		
28		
29		
30		
31		
32		
33		
34		
35		
36		
37		
38		
39		
40		
41		
42		
43		
44		
45		
46		
47		
48		
49		
50		
51		
52		
53		
54		
55		
56		

Section 002

Seat #	ID	Name
01		
02		
03		
04		
05		
06		
07		
08		
09		
10		
11		
12		
13		
14		
15		
16		
17		
18		
19		
20		
21		
22		
23		
24		
25		
26		
27		
28		
29		
30		
31		
32		
33		
34		
35		
36		
37		
38		
39		
40		
41		
42		
43		
44		
45		
46		
47		
48		
49		
50		
51		
52		
53		
54		
55		
56		

Section 003

Seat #	ID	Name
01		
02		
03		
04		
05		
06		
07		
08		
09		
10		
11		
12		
13		
14		
15		
16		
17		
18		
19		
20		
21		
22		
23		
24		
25		
26		
27		
28		
29		
30		
31		
32		
33		
34		
35		
36		
37		
38		
39		
40		
41		
42		
43		
44		
45		
46		
47		
48		
49		
50		
51		
52		
53		
54		
55		
56		

Section 004

Seat #	ID	Name
01		
02		
03		
04		
05		
06		
07		
08		
09		
10		
11		
12		
13		
14		
15		
16		
17		
18		
19		
20		
21		
22		
23		
24		
25		
26		
27		
28		
29		
30		
31		
32		
33		
34		
35		
36		
37		
38		
39		
40		
41		
42		
43		
44		
45		
46		
47		
48		
49		
50		
51		
52		
53		
54		
55		
56		

