

Town of La Grange, WI – Compost Site

Introduction:

- Many new Town of La Grange, WI residents are putting yard waste in paper bags, and expecting that it will get picked up with their regular trash and recycling.
- In response to many residents not knowing about or understanding how to compost such things as grass clippings, leaves, brush, and tree limbs, the Town of La Grange is going to post an instructional video on their website.

Learning Objectives:

Upon completion of this training, the learner will be able to:

- Identify the yard waste that can be taken to the compost site.
- Describe the location and hours of the compost site.

Outline:

- New residents are frustrated because their yard waste is not getting picked up with their regular trash and recycling. A neighbor of one of the new residents explains that there is a compost site, where yard waste (grass clippings, leaves, brush, and tree limbs) can be taken.

Characters:

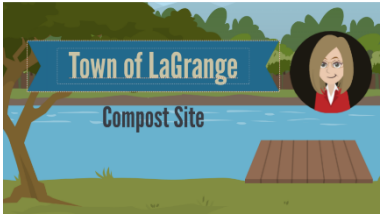
- Don, new resident
- Cheri, neighbor (resident for many years)
- Crystal, Town Clerk/Treasurer

Color Palette: #1b1811, #22698c, #c9c3a6




1. Introduction			
Visuals/Graphic	Script/Audio	Programming/Animation Notes	Comments


Town of La Grange, WI – Compost Site

	<p>Crystal: Hi! Welcome to the Town of LaGrange. My name is Crystal and I am the town clerk. This video will take you through the process of how you should dispose of yard waste such as grass clipping, leaves, brush, and tree limbs.</p>	<p>Iris – Circle – Center Transition to the next scene.</p>	
---	--	---	--

2. Mowing Yard


Visuals/Graphic	Script/Audio	Programming/Animation Notes	Comments
	<p>Don: Wow! This new house sure does have a big yard! I'm glad I have all of these yard waste bags. I really needed them for all of these grass clipping. Now, I need to put them at the end of the driveway for trash pick up later today.</p>	<p>Don will move right to left, showing that he is mowing the lawn. Lawn mower sound to start the scene as he is mowing.</p> <p>Dissolve transition to the next scene.</p>	

3. Don with yard waste bags ready for pick up


Visuals/Graphic	Script/Audio	Programming/Animation Notes	Comments
	<p>Don: Alright! They are ready to be picked up. I assume that Johns Disposal Service will pick up the yard waste. That's how we got rid of yard waste at our last house. Well, I guess we will see what happens later today.</p>	<p>Dissolve transition to the next scene with the garbage truck.</p>	

4. Garbage truck picking up trash


Town of La Grange, WI – Compost Site

Visuals/Graphic	Script/Audio	Programming/Animation Notes	Comments
		<p>Truck moves right to left with sound of a truck. Don is near the garage with a happy face, until he sees that the garbage truck did not pick up the yard waste bags, then he has an angry face.</p> <p>Zoom in on Don's angry face at the end of the scene.</p> <p>Dissolve transition to next slide.</p>	

5. Don with Yard Waste Bags left after trash pick up

Visuals/Graphic	Script/Audio	Programming/Animation Notes	Comments
	<p>Don: Oh no! What am I supposed to do with our yard waste? I did not see any information online and I haven't seen my neighbors put their yard waste out. This is very frustrating.</p>	<p>Zoom out from Don's angry face at the beginning of the scene.</p>	


6. Don with Cheri (neighbor)

Visuals/Graphic	Script/Audio	Programming/Animation Notes	Comments
	<p>Cheri: Hi Don! You look frustrated. What's wrong?</p> <p>Don: Well, I mowed my entire yard, put all of the grass clippings in yard waste bags, but the garbage trucks didn't pick them up. What are we supposed to do with all of our yard waste?</p>	<p>Cheri comes for the left and moves right toward the trash and yard bags.</p> <p>Dissolve transition to the next slide.</p>	

Town of La Grange, WI – Compost Site

	<p>Cheri: Ahh! I can see why you'd be frustrated. Johns Disposal Service only picks up refuse and recycling, so the Town of LaGrange has a compost site.</p> <p>Don: Compost site? I have never heard of something like that. Where is it and what can I take there?</p> <p>Cheri: The compost site is located about 10 to 15 minutes north west of us.</p>		
--	---	--	--


7. Compost Site - Map

Visuals/Graphic	Script/Audio	Programming/Animation Notes	Comments
	<p>Cheri: You just take Highway 12 west like you are going to Whitewater. Just before you get to the Ice Age Trail parking, you will take a right onto Sherwood Forest Rd. You will see the compost site at the top of the three lane hill towards Whitewater.</p>	<p>Truck moves from right to left up Highway 12 and then move up Sherwood Forest Rd. using motion paths.</p> <p>Dissolve transition to zooming in on the pamphlet.</p>	


8. Compost Site Information

Visuals/Graphic	Script/Audio	Programming/Animation Notes	Comments
-----------------	--------------	-----------------------------	----------

Town of La Grange, WI – Compost Site


	<p>Cheri: The site is for grass clippings, leaves, brush and tree limbs up to 6 inches in diameter only. All brush and tree limbs should be put on the brush pile that is close to the entrance. You cannot compost concrete, asphalt or other building materials. You also need to make sure you take all your plastic or paper bags with you after you empty out your grass clippings or leaves.</p>	<p>Zoom in on the pamphlet and scan down.</p>	
---	--	---	--

9. Conclusion – Don with Cheri

Visuals/Graphic	Script/Audio	Programming/Animation Notes	Comments
	<p>Don: Gosh, I am glad I now know what to do with my yard waste now! Thank you so much for the information.</p> <p>Cheri: I am happy to help! If you have any other questions, feel free to knock on our door and ask!</p>	<p>Zoom in on Don as he speaks, then zoom in on Cheri when she speaks.</p> <p>Dissolve transition to next scene.</p>	

10. Conclusion – LaGrange Compost Site Hours

Town of La Grange, WI – Compost Site

Visuals/Graphic	Script/Audio	Programming/Animation Notes	Comments
 A graphic for the Town of LaGrange Compost Site. It features a blue banner at the top with the text 'Town of LaGrange' in white and 'Compost Site' in yellow. Below the banner, there is a circular inset showing a woman with brown hair wearing a red top. To the left of the woman, there is a tree and a wooden compost pile. Text at the bottom of the graphic reads: 'Open: April - October (depending on weather)', 'Saturdays: 10 am - 3 pm', and 'Questions?? Call 262-495-8200'.	<p>Crystal: I am happy that Cheri was able to help Don learn about our compost site. The site is open from April to October, depending on weather. And is open on Saturdays from 10 am to 3 pm.</p> <p>If you have any questions, please contact the town office at 262-495-8200. Thank you for watching our video!</p>	<p>Dates and hours fade in with VO.</p>	