




2024 12 Days of EdTech



Description	Resources
<p>Day 1: Make a Light-up Card Grade Level: 3-12</p> <p>Unleash your creativity with the magic of paper circuits! Add a touch of sparkle to birthdays, holidays, or any occasion with personalized cards that shine. Follow our easy video guide and learn the fundamentals of circuits while crafting a unique gift.</p> <p><u>View more on the Website</u></p> <p>Join Us! EdTech Bytes - Mastering Circuit Card Building Get the inside scoop and a cheat sheet to teach circuit cards like a pro! Everything you need to know in 30 minutes or less. Register in Powerschool</p>	 <p>Watch the Tutorial Lesson Plan Printables Materials Shopping List</p> 
<p>Day 2: A Holiday Snow Globe Adventure Grade Level: 3rd - 8th (Younger students collaborate; older students work independently or in small groups)</p> <p>In this ready-to-go digital escape room, students explore eight holiday-themed snow globes by clicking on images that open interactive slide decks filled with clues. Students enter their answers in a Google Form to escape the wintry attic and learn about global holiday traditions. Teachers simply share the link, and students have a chance to receive one of 500 prize packs available!</p> <p><u>View more on the Website</u></p>	 <p>Student Instructional Video Escape Room Site Lesson Plan (with answers) Teacher Instructional Video</p>

Day 3: Snow Much Fun with Tinkercad

Grade Level: 2-12th

Get ready for some holiday magic with Tinkercad! In this fun, hands-on lesson, you'll become a digital designer and create your own awesome 3D ornaments and decorations.

[**View more on the Website**](#)



[Student Instructional Video](#)
[Activity Template](#)

Day 4: Always Trippin' with Adobe Express

Grade Level: 3-12th

Let your students step into the role of travel vloggers and create a captivating video showcasing their unique winter wonderland destination. Using a provided template and AI tools, students will design their dream location, generate stunning visuals, and learn basic video editing techniques to produce a compelling travel experience. This project encourages creativity, technological exploration, and effective storytelling.

[**View more on the Website**](#)



[Student Instructional Video](#)
[Activity Template](#)
[Intro to Adobe Express Videos](#)

Day 5: Gifts of Google Interactive Activities

Grade Level: 3-8th

Students explore Google tools with activities like a holiday quiz in Forms, winter Mad Libs in Docs, sweater design in Slides, math puzzles in Sheets, image puzzles in Drawings, global expeditions in Maps, and search skills in Chrome.

[**View more on the Website**](#)



[Student Instructional Video](#)
[Activity Template](#)
[Force a Copy Link for Students](#)
[Lesson Plan](#)

Day 6: Animal Art Contest

Grade Level: All

Let your imagination run wild! Use an animal photo to inspire a digital masterpiece and explore fun new tools to bring your ideas to life.

Submit your creation by December 31st for a chance to shine in the Paws & Pixels Art Contest! [Submission Form](#)

[**View more on the Website**](#)



[Tutorial Videos](#)
[Submission Form](#)
[Teacher Informational Video](#)
[Student Directions Video](#)

Day 7: Block Party: Code Edition

Grade Level: All

Join the WorldWide Hour of Code event. Students all around the world will learn the basics of coding with Hour of Code, December 9th - December 13th.

[**View more on the website**](#)

HOUR OF CODE
WINTER 2024
FEATURED GAME

Techtivity Tutorials



Day 8: Super Snowflakes with Google Drawings

Grade Level: 2-12th

Learn how to use the polyline tool in Google Drawings to design your very own unique snowflake. You'll have fun putting geometry and art together in this creative digital activity!

[**View more on the website**](#)

Google Drawings Snowflake Project - 12 Days of EdTech 24-25

DESIGNING A
SNOWFLAKE
PROJECT

Techtivity Tutorials



[Student Instructional Video](#)
[Example Snowflakes](#)

Day 9: Amazing World of YOU! Sticker Party with Seesaw


Grade Level: preK-5


 **Ready for an Adventure in Self-Discovery?**

Pack your bags and get ready to explore the amazing world of YOU! In this fun Seesaw activity, you'll design your own travel gear using a collection of awesome stickers. Customize your water bottle, lunch box, and luggage to reflect your hobbies, dreams, and everything that makes you special.

Here's the challenge: Once you've created your perfect travel gear, tell us the story behind your choices! Why did you choose those particular stickers? How do they represent your personality, your interests, and your goals?

 **Self-Empowerment:** Taking charge of how you express yourself.

 **Growth Mindset:** Recognizing that your personality is always evolving and growing, just like your interests!

 **Creativity:** Letting your imagination run wild as you design your gear.

[**View more on the website**](#)

Sticker Party Personalized Travel Gear
12 Days of EdTech 24-25

PERSONALIZED
TRAVEL GEAR

Techtivity Tutorials



[Student Instructional Video](#)
[Assign the Activity Link](#)
[View Seesaw District Library](#)
[Sticker Pack Download](#)

Day 10: Pixel Paradise with Minecraft

Grade Level: All Ages

Grab your virtual shovel and get ready to build! Step into a Minecraft world where the sun always shines and the beach stretches as far as the eye can see.

But this isn't just any ordinary beach – it's a blank canvas waiting for your pixel art creations! Imagine crafting amazing 2D designs in this 3D paradise. Create a majestic sandcastle, a playful dolphin leaping from the waves, or a mysterious underwater scene teeming with life. Sharpen your problem-solving skills as you translate your ideas into pixelated masterpieces.

Start your pixel art adventure today!

[View more on the website](#)



[Student Instructional Video](#)
[Link to download the Minecraft world](#)

Day 11: Castle of Cards with Canva

Grade Level: 3-12

Unleash your inner artist this holiday season with Canva's user-friendly design tools! Create personalized holiday cards bursting with creativity and festive cheer, perfect for sharing with loved ones over email or social media.

[View more on the website](#)



[Student Instructional Video](#)
[Lesson Plan](#)

Day 12: Pixel Art Party with Google Sheets

Grade Level: K-12

Dive into the fun with these Pixel Art Party mystery pictures and creative pixel art designs! Some activities are self-checking, letting students practice math facts, typing, and letter matching while creating awesome pixel art. Other activities focus purely on creative pixel art design, so there's something for everyone to enjoy!

[View more on the website](#)



[Student Instructional Video](#)
[Winter Pixel Art Template](#)