









2025-2026	Glasgow Middle School	Mrs. Karleen Fossum	Week of September 22-26, 2025
-----------	-----------------------	---------------------	-------------------------------

	FCS 8th Period 6	FCS 7th Period 7
Monday	<p>Lab demonstration: Prep trays for Lab tomorrow</p> <p>Handout Review sheet for Final Test: Test on Monday Sept. 29</p>	<p>Sewing on Pillowcases</p> <p>Handout: Review sheet for Final test</p>
	FCS 8th Period 6	FCS 7th Period 7
Tuesday	<p>Lab: Pizza Dough</p> <p>All classworks worksheets etc. due today</p> <p>Evaluation:</p>	<p>Sewing on pillowcases</p>
	FCS 8th Period 6	FCS 7th Period 7

Wednesday	Lab: Pizza Evaluation	Demonstrate How to Iron and what the settings on the iron mean Have students iron their pillowcase for sewing Start pinning together pillowcases
	FCS 8th Period 6	FCS 7th Period 7
Thursday	Bingo Review on equivalents and abbreviations Handback all correct paperwork on information	Last day for sewing on pillowcases Handback corrected papers on information for the test for them to study off of.
	FCS 8th Period 6	FCS 7th
Friday	No School!	No School!

2025-2026	Glasgow Middle School	Mrs. Karleen Fossum	Week of September 15-19, 2025
-----------	-----------------------	---------------------	-------------------------------




	FCS 8th Period 6	FCS 7th Period 7
Monday	<p>Lab demonstration: Baked Caramel French toast</p> <p>Handout: Diagram of the egg and have students label the parts</p> <p>Last day to work on chapter 32 on Eggs</p> <p>Prep trays for Lab tomorrow</p>	<p>Sewing on patchwork pillows</p> <p>Reminder that sewing machine parts and identification are due tomorrow</p>
	FCS 8th Period 6	FCS 7th Period 7
Tuesday	<p>Lab: Baked Caramel French Toast</p> <p>Evaluation:</p>	<p>Parts of the sewing machine w.s. Due today</p> <p>Sewing on patchwork pillows</p> <p>Demonstrate how to sew closure by hand</p>
	FCS 8th Period 6	FCS 7th Period 7


Wednesday	<p>Students choose lab groups for the final lab on Pizza</p> <p>Choose toppings and meat</p> <p>Handout on cutting skills and parts of the knife</p> <p>Lesson: Cutting skills</p> <p>Practice on potatoes, Carrots and onions</p> <p>Different cuts: julienne, cube, dice bayonet, mince, rondelle and bias cuts</p> <p>Combine vegetables with group members. Bag it with water</p>	<p>Demonstrate How to Iron and what the settings on the iron mean</p> <p>Have students iron their pillowcase for sewing</p> <p>Start pinning together pillowcases</p>
	FCS 8th Period 6	FCS 7th Period 7
Thursday	<p>Lab: Making soup with vegetables from yesterday</p> <p>Creating own recipe using 5 ingredients from Mrs. Fossum</p> <p>Bingo Review on equivalents and abbreviations</p>	<p>Sewing on projects And pillowcase kits</p>
	FCS 8th Period 6	FCS 7th

Friday	No School!	No School!
---------------	------------	------------

2025-2026	Glasgow Middle School	Mrs. Karleen Fossum	Week of September 8-12, 2025
------------------	------------------------------	----------------------------	-------------------------------------





	FCS 8th Period 6	FCS 7th Period 7
Monday	https://www.youtube.com/watch?v=J885uAooPzM Demonstrate Lab Breakfast Pizza: Handout equivalents and abbreviations w.s. For completing during demonstration Go over parts of the egg Assign: Lab groups and pick toppings	Start cutting out squares for the patchwork pillow. Handout: w.s. On Parts of the machine Sewing Rules: Students Sign and turn in Handout: sewing equipment and tools w.s.



	Handout: Chapter 32 Eggs	
	FCS 8th Period 6	FCS 7th Period 7
Tuesday	Lab: Breakfast Pizza Evaluation: Breakfast Pizza	Handout: sewing equipment and tools w.s. Video: How to thread the Bernina sewing Machine
	FCS 8th Period 6	FCS 7th Period 7
Wednesday	Working on Chapter 32 Assign: New Lab Groups for lab on Baked Caramel French Toast	Demonstrate How to thread the machines in the sewing lab Practice threading and sewing on fabric Start sewing patchwork pillows together
	FCS 8th Period 6	FCS 7th Period 7

Thursday	Lab demonstration: Baked Caramel French toast Last day to work on chapter 32 on Eggs	Sewing on projects
	FCS 8th Period 6	FCS 7th
Friday	No School! Teacher Workday!	No School! Teacher Workday!

2025-2026	Glasgow Middle School	Mrs. Karleen Fossum	Week of September 1-5, 2025
------------------	------------------------------	----------------------------	------------------------------------

--	--	--	--




	FCS 8th Period 6	FCS 7th Period 7
Monday	No School Labor Day! 	No School Labor Day! 
	FCS 8th Period 6	FCS 7th Period 7
Tuesday	<p>Lab Demonstration Fry Bread (IFEA: origination of the fry bread and examples) W.s. to go with the lab demonstration</p> <p>Handout: Food Safety Symbols</p> <p>W.S. due on Chapter 17 Kitchen safety</p>	<p>Place students into a seating chart in the room.</p> <p>Go over Laundry sort activity</p> <p>Handout packets of laundry baskets Sort the laundry and large construction paper</p> <p>If time demonstrate how to use the rotary cutters and mats to cut our squares for stain removal</p>
	FCS 8th Period 6	FCS 7th Period 7


Wednesday	Lab: Fry Bread Evaluation Fry Bread Handout: Chapter 32 Eggs	Finish cutting out laundry squares for staining project Stain fabric pieces and place in boxes Go over laundry care products
	FCS 8th Period 6	FCS 7th Period 7
Thursday	Lab: Indian Taco's Evaluation Indian Taco's Handout Chapter 32 Eggs	Removing stains from fabric squares Cut out squares for patchwork pillow Handout: Parts of the machine Go over sewing equipment and tools
	FCS 8th Period 6	FCS 7th

Friday	<p>Demonstrate Lab Breakfast Pizza:</p> <p>Handout equivalents and abbreviations w.s. For completing during demonstration</p> <p>Assign Groups: Choose toppings for breakfast pizza</p>	<p>Continue cutting out squares for patchwork pillow</p> <p>Go over the parts of the machine</p> <p>Handout: Directions for patchwork pillow</p> <p>Pick sewing machines in the lab</p>
---------------	---	---

2025-2026	Glasgow Middle School	Mrs. Karleen Fossum	Week of August 25-29, 2025
------------------	------------------------------	----------------------------	-----------------------------------


	FCS 8th Period 6	FCS 7th Period 7
Monday	<p>Go over Emergency drills and procedures for the classroom</p> <p>Slide presentations about me</p> <p>Pre-Test on cooking unit</p>	<p>Go over Emergency drills and procedures for the classroom</p> <p>Final Day for working on Shields</p>




	FCS 8th Period 6	FCS 7th Period 7
Tuesday	<p>Continue going over slide presentations</p> <p>Go over pretest on the cooking unit</p> <p>Handout: Chapter 17 W.S. on kitchen safety and sanitation</p>	<p>Presenting presentations on themselves</p> <p>Make sure everyone has a pillowcase kit</p> <p>Remind them of the syllabus and money for project</p>
	FCS 8th Period 6	FCS 7th Period 7
Wednesday	<p>Food Safety Video: https://www.youtube.com/watch?v=n7jWt7IF3QY</p> <p>Complete Chapter 17 w.s. On Food Safety and sanitation</p> <p>Handwashing activity with black light</p> <p>Working on safety and sanitation W.S.</p>	<p>Seating arrangement assignment</p> <p>Start Laundry Care Unit</p> <p>Handout notes on laundry</p> <p>Video: How to do your laundry https://www.youtube.com/watch?v=iI36DiRaXcc</p> <p>Laundry word find w.s.</p> <p>Demonstrate how to use the wash machine and the dryer</p>
	FCS 8th Period 6	FCS 7th Period 7

Thursday	<p>Lab Demonstration Fry Bread (IFEA: origination of the fry bread and examples)</p> <p>Equivalents and abbreviations sheet during demonstration</p> <p>Line up ingredients on trays for recipe for Monday</p>	<p>Laundry sort activity</p> <p>Handout packets of laundry baskets Sort the laundry</p> <p>If time demonstrate how to use the rotary cutters and mats to cut our squares for stain removal</p>
	FCS 8th Period 6	FCS 7th
Friday	No School!	No School!

2025-2026	Glasgow Middle School	Mrs. Karleen Fossum	Week of August 18-22, 2025
------------------	------------------------------	----------------------------	-----------------------------------

	FCS 8th Period 6	FCS 7th Period 7
--	-----------------------------	-----------------------------

Monday	<p>Classroom Mixer</p> <p>Handout: Folders Beginning day questionnaires</p> <p>Assign: Sewing Boxes and label</p> <p>Discuss: Syllabus/Rules/Grading</p>	<p>Classroom Mixer</p> <p>Handout: Folders Beginning day questionnaires</p> <p>Video: What is FCS? Discuss topics learned in FCS</p> <p>Assign: Sewing Boxes and label</p> <p>Discuss: Syllabus/Rules/Grading</p>
	FCS 8th Period 6	FCS 7th Period 7
Tuesday	<p>Go over Emergency drills and procedures for the classroom</p> <p>Discuss: Sewing Projects Handout Letter to go home to the parents</p> <p>Have students pick out different shorts or pants and order.</p> <p>Go over Personal Slide Presentations.</p> <p>Go through each category and discuss how points are given etc.</p>	<p>Go over Emergency drills and procedures for the classroom</p> <p>Discuss: Sewing Projects Handout Letter to go home to the parents</p> <p>Have students pick out different pillowcase kits Go over “about me” Poster Assign.</p> <p>Go through each category and discuss how points are given etc.</p>

	Discuss the importance of having pride in your work and completing slide presentation	Discuss the importance of having pride in your work and completing poster
	FCS 8th Period 6	FCS 7th Period 7
Wednesday	<p>Continue working on slide presentations in class</p> <p>Collect money, syllabus signature sheets</p>	<p>Continue working on Posters in class</p> <p>Collect money, syllabus signature sheets</p>
	FCS 8th Period 6	FCS 7th Period 7
Thursday	<p>Last day working on Slides.</p> <p>Presentations will be conducted on Monday August 25, 2025</p> <p>If everyone is done we may start presentations</p>	<p>Last day working on Posters.</p> <p>Presentations will be conducted on Monday August 25, 2025</p> <p>If everyone is done we may start presentations</p>
	FCS 8th Period 6	FCS 7th

Friday	No School! Teacher Workday!	No School! Teacher Workday!
---------------	------------------------------------	------------------------------------