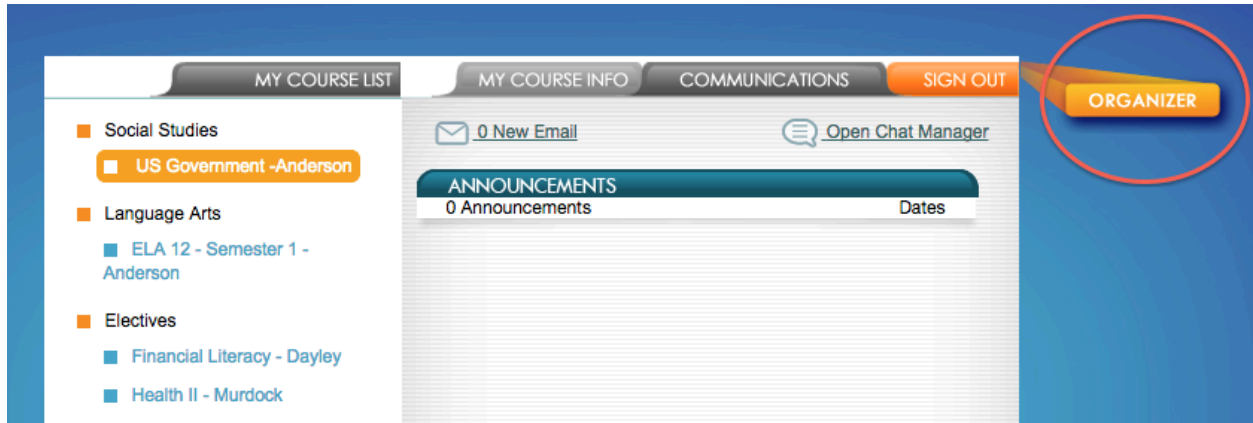



# Am I on Pace?

Launch your course.


Click on Organizer



Select Reports



Select Progress Reports



This is what you will see:



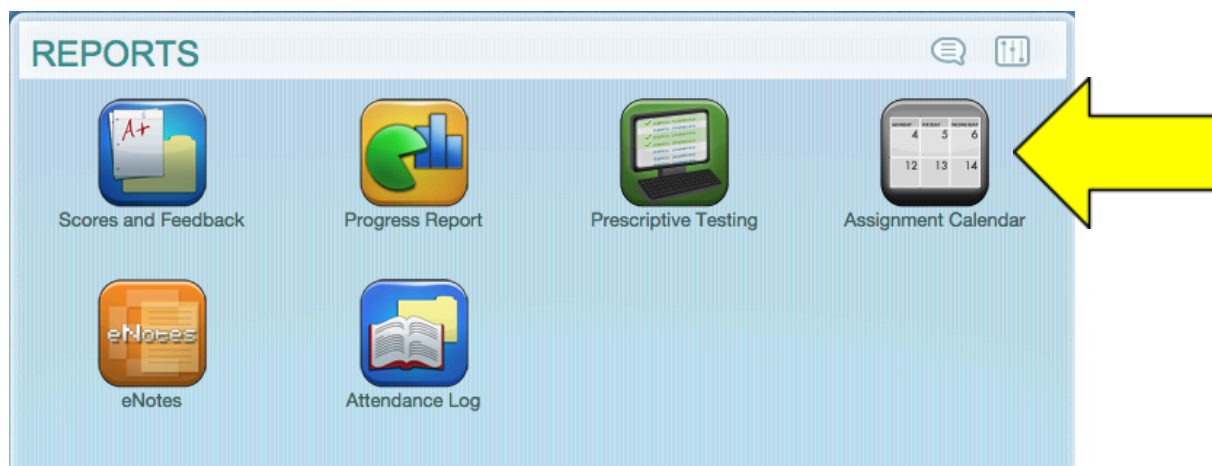
On the left side of the graphic above:

- **Course Completed** Percentage of the course that is complete.
- **Overall Grade** The quality of work grade. If you have done two assignments and have 100% on both, you will have 100% for Overall Grade.
- Anything in red on your progress report is alerting you that you are behind. Blue is great and green is outstanding! You CAN finish courses early!!!

On the right side:

- **Relative Grade** is the grade you would earn for a final grade if you quit working this very minute and never did any more work for the rest of the semester. This will eventually be your final grade.
- **Actual Grade** is the quality of your completed work that also factors in pacing. If you have completed two assignments at 100% but should have completed four assignments by that time in the course, zeros are added for those that are incomplete. *This grade will be entered in PowerSchool until the last two weeks of the semester. At that point, the Relative grade will be entered and is used for your final grade.*

Be sure to check the Assignments Calendar (Organizer > Reports > Assignments Calendar) to see what assignments should be completed each day to keep you on pace. **Change the week to the current week to show the current information.**



Your pacing is adjusted for your individual start date based on when you were enrolled in your class.