

Please proceed to the following [link](#)

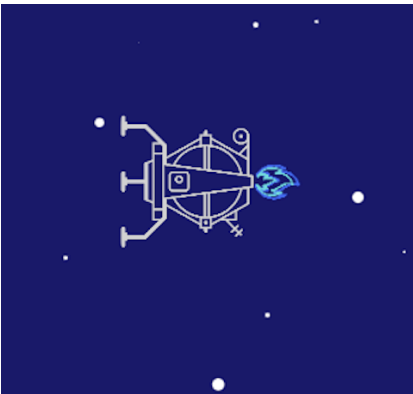
Key

When the rocket thrusters are on at the rear of the rocket, there is a net force pointing **to the right**.



Net Force pointing 

When the rocket thrusters are on at the front of the rocket, there is a net force pointing **to the left**.



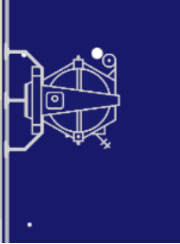
 **Net Force pointing**

When the rocket thrusters are off, there is **NO** net force acting on the rocket



NO Net Force

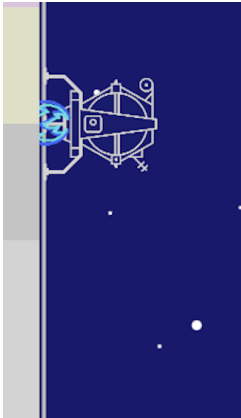
Rocket starting from rest (was stopped)



When the rocket is at rest, and there is NO net force (thrusters are off), what kind of motion will it undergo? Pick from the options below.

- **Staying stopped**
- **Constant Speed**
- **Gaining Speed**
- **Losing Speed**

When the rocket is at rest, and you turn on the rear thrusters of the rocket, (hold down the right arrow key for about 4-5 seconds) meaning that there is a net force what kind of motion will it undergo? Look at the dot pattern! Pick from the options below.



- **Staying stopped**
- **Constant Speed**
- **Gaining Speed**
- **Losing Speed**

Now refresh the page and hold down the right arrow key for about 4 seconds, to get the rocket moving the right!

Rocket is in motion (was moving)

When the rocket is moving to the right, and the thrusters are off (NO net force), what kind of motion will it undergo? Look at the dot pattern! Pick from the options below.



Moving ----->

NO Net Force

- Staying stopped
- Constant Speed
- Gaining Speed
- Losing Speed

When the rocket is moving to the right, and the rear thrusters are on (Net force pointing to the right), what kind of motion will it undergo? Look at the dot pattern! Pick from the options below.

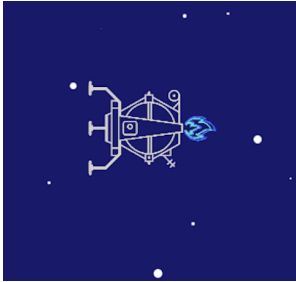


Moving ----->

Net Force pointing 

- Staying stopped
- Constant Speed
- Gaining Speed
- Losing Speed

When the rocket is moving to the right, and the front thrusters are on (Net force pointing to the left), what kind of motion will it undergo? Look at the dot pattern! Pick from the options below.



Moving ----->

← **Net Force pointing**

- **Staying stopped**
- **Constant Speed**
- **Gaining Speed**
- **Losing Speed**

From our experiments above, see if you can match the types of motion with the correct slot in the table below

- **Staying stopped**
- **Constant Speed**
- **Gaining Speed**
- **Losing Speed**

Was stopped	No Net Force = <input data-bbox="824 564 1417 634" type="text"/> Net Force = <input data-bbox="824 779 1417 848" type="text"/>
Was Moving	No Net Force = <input data-bbox="824 951 1417 1020" type="text"/> Net Force with motion = <input data-bbox="824 1165 1417 1234" type="text"/> Net Force against motion = <input data-bbox="824 1379 1417 1449" type="text"/>