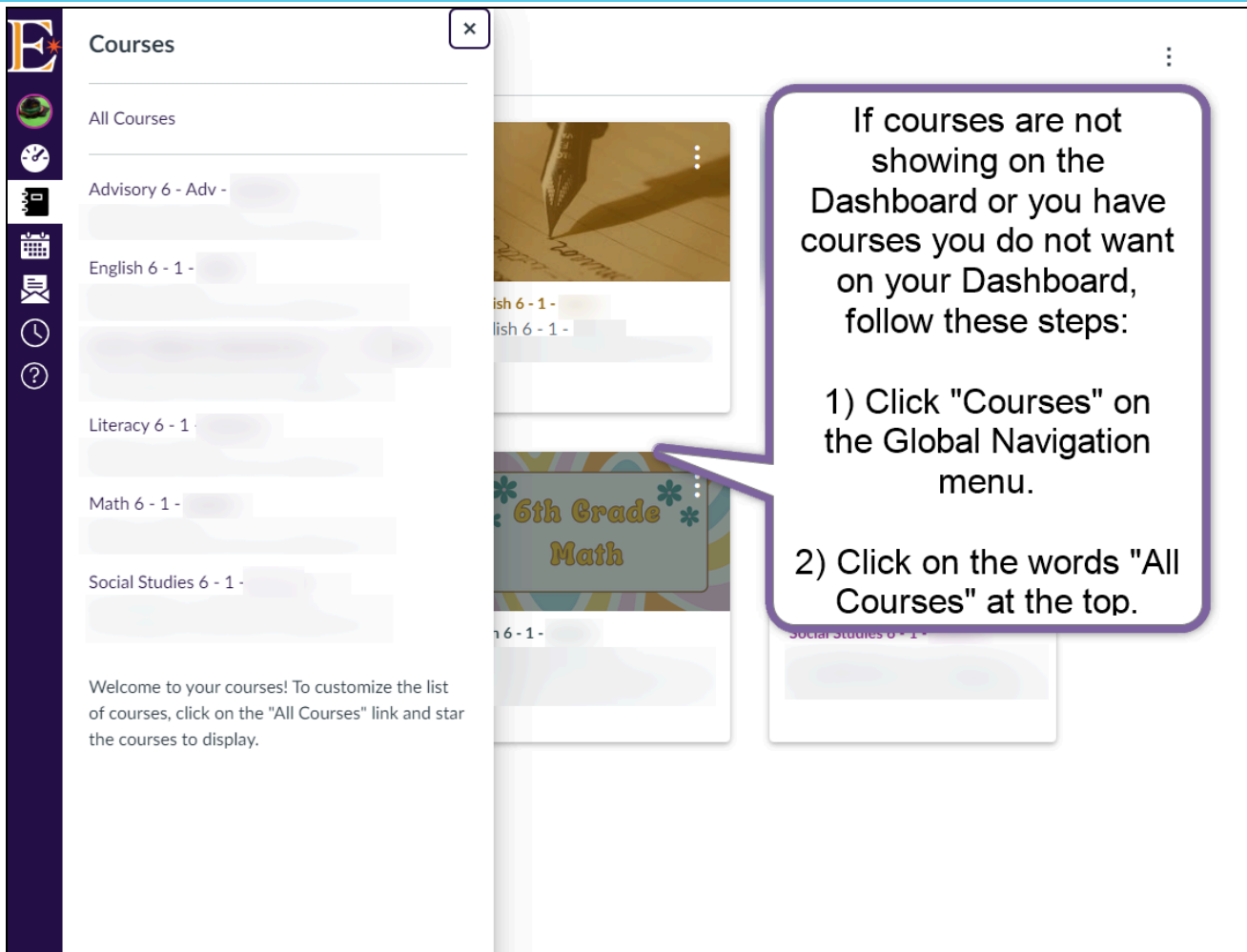


Finding/Hiding Courses on the Dashboard



Courses

All Courses

Advisory 6 - Adv -

English 6 - 1 -

Literacy 6 - 1 -







Math 6 - 1 -

Social Studies 6 - 1 -

Welcome to your courses! To customize the list of courses, click on the "All Courses" link and star the courses to display.

If courses are not showing on the Dashboard or you have courses you do not want on your Dashboard, follow these steps:

- 1) Click "Courses" on the Global Navigation menu.
- 2) Click on the words "All Courses" at the top.

All Courses

[Browse More Courses](#)

Favorite	Course	Term	Enrolled as	Published
☆	Advisory 6 - Adv -	Semester 1 24-25	Student	Yes
☆	English 6 - 1 -	Semester 1 24-25	Student	Yes
☆		Semester 1 24-25	Student	Yes
☆	Literacy 6 - 1 -	Semester 1 24-25	Student	Yes
★	Math 6 -	Semester 1 24-25	Student	Yes
★	Social Studies 6 - 1 -	Semester 1 24-25	Student	Yes
☆	7 - ART FACS ENGR	Semester 1 24-25	Student	No
☆	Canvas - PT -	Semester 1 24-25	Student	No
☆	Science 6 - 1	Semester 1 24-25	Student	No
☆			Student	No

Listed here are all of the courses you are registered for according to Infinite Campus.

Click the star at the front of the courses you want to show up on your Dashboard.

Note for students: You will notice the last column will tell you if the course is published (for viewing) or not. (If they are not published, you will not be able to "star" them so they will appear on your Dashboard.) You will need to talk to the teacher of those courses to find out when the course will be published for you to view.