

많이 쓰는 질문 - 기본 명령 **OK Google / Hey Google**

시간/ 일자

- 지금 몇시야? 지금 파리 몇시야?
- 10분 알람 설정해줘
- 올해 추석/ 구정은 언제야?

언어/ 구글 번역

- ---을 영어로 하면?
- ---을 중국어로 하면?

날씨/ 미세먼지

- 내일 날씨 어때?
- 이번 주말에 비가 올까?
- 오늘 오후 7시 날씨는?
- 목요일에 ---에서 비와?

교통상황

- 대한항공 ---편 언제 도착해?

음악

- 록음악 틀어줘; 콜드플레이 틀어줘
- 클래식 음악 틀어줘

사실확인/ 검색

- 세종대왕은 언제 태어났어?
- 백두산의 높이는?

볼륨 조정

- 볼륨 줄여줘
- 볼륨 크게해

Recipe

- 된장찌개 끓이는 법이 뭐야?
- 파스타 조리법 알려줘?

예약/ 기억시키기/ 리마인더

- 마트 에서 우유 사기 오후 7시에 리마인더 설정해 (location based reminder)
- 내 리마인더 들려줘
- 리마인더 삭제

- 전원 켜고, 와이파이 연결된 상태에서 스마트 폰으로 구글 계정 연결하기
- 기본 명령 **OK Google / Hey Google**
- What time is it?
 - Set a timer for ...; How much time is left on my timer?
 - 알람 설정 Set an alarm for 7:30am, snooze alarm, cancel my alarm for...,
 - What time is it in Paris?





- Play some (rock, classic, indie) music, Play (album), Play Mozart, Next, Play Coldplay
 - Play the song that goes, 'is this the real life?'
 - Skip forward 2 minutes, skip backward 30 seconds
 - What is the name of this music?
 - Dislike this song
 - Play xxx on YouTube
 - Chromecast와 연동해서 유튜브 시청/ 유튜브에서 가장 인기있는 영상 TV에서 재생하기/ 유튜브에 있는 특정 가수의 인기 곡을 재생하기
 - Sing a happy birthday song to me
 - Can you do bitbox
- Volume down, Volume up, Volume level five, turn it up, louder, turn it to 11 (max volume is 11)

Control volume using these voice commands.




To do this:	Say "Ok Google or "Hey Google," then:	What Google Home says or does:
Increase volume	"Turn it up"	Increases volume by a 10% increment
Decrease volume	"Turn it down"	Decreases volume by a 10% decrement
Set specific volume level	"Volume level five / Volume to 65%"	Sets volume at a specific level. Scale is 1-10 or 1-100%.
Maximize volume	"Max volume"	Sets volume at level 10
Minimum volume	"Minimum volume"	Sets volume at level 1
Change volume by X amount	"Increase volume by 10%", "Decrease volume by 10%"	Changes volume by amount specified
Hear current volume level	"What's the volume?"	Says the current volume level

Control volume by touch

To do this:	Touch the device like this:	Image

<p>Turn up the volume</p> 	<p>Swipe clockwise on the top of the device.</p>	
<p>Turn down the volume</p> 	<p>Swipe counterclockwise on the top of the device.</p>	

Control volume using the Google Home app

1. Make sure your mobile device or tablet is connected to the same Wi-Fi as your Google Home device.
 2. Open the Google Home app .
 3. In the top right corner of the Home screen, tap **Devices**  to see available Google Home devices.
 4. Scroll to find the device card for the Google Home that is currently playing media.
 5. Tap the volume button  on the device card.
 6. Move the slider to the left or right to adjust the volume. Sliding to the right increases the volume, sliding to the left decreases the volume.
- Stop. Pause, Be quiet
 - 검색형 질문, 사실관계 질문
 - What is 354 times 11?
 - How many liters are in 4 gallons? 숫자 계산 - 3파운드는 몇 킬로그램
 - How much is 100 euros in dollars
 - How are Alphabet's stocks doing?

- What does xxx mean? Spell xxx
- When is the event... (Thanksgiving...)
- Who is the person? How tall is the person
- What does xxx sound like?
- How far is xxx from here?
- What are the nearest restaurants to me?
- How late is xxx open?
- Give me a quote

- What sound does chicken make?
- Recipe.
 - How do you make chicken soup?
- Google Translate. Translate good night into Japanese
 - How do you say xxx in xxx language?
- 기억시키기
 - Remember I put my wallet in the first drawer / where is my wallet
 - Add to my shopping list; what's on my shopping list
- Where am I?
- What is the traffic like on the way to work?
- Good morning... 뉴스와 날씨 읽어 줘
 - 뉴스 듣기 - NPR, Fox, Bloomberg, BBC
 - How is the weather today? Do I need an umbrella today?
 - 기온 단위 설정

- Easter eggs
 - Always be closing
 - What is your guest?
 - I am your father
 - Set phasers to kill
 - Are you SkyNet?
 - Make me a sandwich
 - Up up down down left right left right B A Start
 - Do a barrel roll
 - It is my birthday
 - It is not my birthday
 - Did you fart?
 - 조크 얘기하라고 하기

- [The complete list of Google Home commands so far](#)

Summoning the Google Assistant

You can begin a conversation with the Google Home by simply saying, "**OK, Google,**" or "**Hey, Google.**" Summoning the Google Assistant on your phone works the same way, but your account will know to only respond on one of the devices, even if both hear you.

Conversational commands

The Google Home allows you to ask lines of questions that are connected. For instance, you could say, "Hey, Google, play 'Lose Yourself to Dance.'" Then, "OK, Google, what album is this from?" Then, "Hey, Google, play that album."

Even though you aren't using the name of the album, Google Assistant understands the context and supplies the answer.

Basic commands

- Ask for help: "OK, Google, help."
- Control the volume: "OK, Google, turn it up," "OK, Google, Louder" or "OK, Google, Turn it to 11." (Yes, the max is 11.)
- Halt an action: "OK Google, stop," "Pause" or "Be quiet."

String two commands together

Google recently enabled a new feature on Google Home which allows you to speak two consecutive commands in one sentence. For example, you can say things like, "Alexa, play Hammock on Spotify and set the volume to 10" or "Alexa, what's the weather and turn on the living room lights."

Almost any two of the above commands can be used together, but some commands will only work when phrased a specific way. To make things easier, you can use the voice shortcut feature to pair two commands using a short phrase. For instance, you could set the shortcut phrase to "Time to clean" for the longer version, "OK, Google, play Between the Buried and Me and set the volume to nine."

Your day

- Hear your daily briefing: "OK, Google, tell me about my day" or "OK, Google, good morning." (This includes a personalized greeting, info on weather, traffic, reminders, calendar entries, flight status and curated news stories.)
- Weather: "OK, Google, how's the weather today?" or "OK, Google, do I need an umbrella today?"
- Traffic: "OK, Google, what's traffic like?"
- Create a reminder: "OK, Google, remind me to [title] on [day] and [time]" or "OK, Google, remind me to [title] every day at [time]."
-
- Play reminders: "OK, Google, what are my reminders?" or "OK, Google, what are my reminders tomorrow?" or "OK, what is my reminder for [title]?"
- Delete reminders: "OK, Google, delete my reminders for tomorrow" or "OK, Google, delete my reminder to [title]" or "OK, Google, delete all of my reminders."
-
- Check notifications: "OK, Google, what's up?" or "OK, Google, what are my notifications?"
- Create a new calendar event: "OK, Google new calendar event" or "OK, Google, add [event] to my calendar" or "OK, Google, schedule [event] for me on Saturday at 8 p.m."
- List next calendar event: "OK, Google, what's next on my calendar" or "What/where/when is my next meeting?"
- List calendar events for a day: "OK, Google, list all events for January 1," "OK, Google, what's on my agenda for today?" or "OK, Google, what's on my calendar for Friday?"

Numbers

- Math: "OK, Google, what's 354 times 11?" or "OK, Google, 546 plus 406?"
- Count: "OK, Google, count to 20."
- Measurements: "OK, Google, how many liters are in 4 gallons."
- Roll a die: "OK, Google, roll a die" or "OK, Google, roll a 12-sided die."
- Flip a coin: "OK, Google, flip a coin."
- Random number: "OK, Google, give me a random number between five and 50."
- Currency conversion: "OK, Google, how much is 100 Euros in dollars?"
-

Time

- Time: "OK, Google, what time is it?"
- Time in other locations: "OK, Google, what's the time in London?"
- Alarm: "OK, Google, set an alarm for [time]" or "OK, Google, set an alarm for every day at [time]."
- Snooze alarm: "OK, Google, snooze alarm."
- Cancel alarm: "OK, Google, cancel my alarm for [time]."
- Timer: "OK Google, set a timer for [time]."

- Multiple timers: "OK, Google, set a second timer for [time]" or "OK, Google, set a pizza timer for [time]."
- Check timer: "OK, Google, how much time is left on my timer?"
- Cancel timer: "OK, Google, cancel my timer."

Tools

- Recipes: "OK, Google, how do I make [dish]?"
- Uber: "OK, Google, order an Uber."
- Tune an instrument: "OK, Google, tune my instrument" or "OK, Google, play an F sharp." (If you don't specify "flat" or "sharp," you must say "note" after stating which note you want Google Home to play, such as "play an A note.")
- Remember things: "OK, Google, remember that I put my passport in the filing cabinet" or "Remember that my password is 'money'."
- Recall remembered things: "OK, Google, where is my passport?" or "What is my password?"
- Location: "OK, Google, where am I?"
-
- Translations: "OK, Google, how do you say [word] in [language]?"

Search

- Stocks: "OK, Google, how are Alphabet's stocks doing?"
- Words: "OK, Google, what does [word] mean?"
- Spelling: "OK, Google, spell [word]."
- Special events: "OK, Google, when is [event]?" (Easter, for example.)
- People: "OK, Google, who is [person]?"
- Facts: "OK, Google, how tall is [person]?"
- Things: "OK, Google, what is [thing]?"
- Places: "OK, Google, what country is [location] in?"
- Animal sounds: "OK, Google, what does [animal] sound like?"
- Distance: "OK, Google, how far is [business name] from here?"
- Restaurants: "OK, Google, what are the nearest restaurants to me?"
- Businesses: "OK, Google, are there any [business type] around here?"
- Business information: "OK, Google, how late is [business] open?" or "Is [business] open now?"
- Quotes: "OK, Google, give me a quote" or "OK, Google, give me a love quote."
- Medical information: "OK, Google, what is a torn meniscus?"
- Calories: "OK, Google, how many calories are in [food item]?"
- Authors: "OK, Google, who wrote [book title]?"

- Inventors: "OK, Google, who invented [item]?"

Shopping

- Get voice shopping instructions: "OK, Google, how do I shop?"
- Order items from Google Express: "OK, Google, buy dish soap."
- Reorder a previously purchased item: "OK, Google, reorder Old Spice deodorant."
- Add to shopping list: "OK, Google, add [item] to my shopping list."
- Check shopping list: "OK, Google, what's on my shopping list?"

Media

- Play music: "OK, Google, play some music" or "Play some [genre] music."
- Play ambient sounds: "OK, Google, help me relax" or "OK, Google, play white noise" or "OK, Google play forest sounds."
- Play an artist or song: "OK, Google, play [artist]" or "Play [song]."
- Play a song by lyrics: "OK, Google, play the song that goes, 'Is this the real life?'"
- Play a Google Play playlist or album: "OK, Google, play some indie music" or "OK, Google, play [album]."
- Ask what's playing: "OK, Google, what song is this?" or "OK, Google, what album is this?"
- Get more information: "OK, Google, when did this album come out?"
- Fast forward and rewind: "OK, Google, skip forward two minutes" or "OK, Google, skip backward 30 seconds."
-
-
- Play music on Spotify: "OK, Google, play [artist] on Spotify."
- Play music on Pandora: "OK, Google, play [artist] on Pandora."
- Like or dislike a song on Pandora: "OK, Google, dislike this song."
- Play music on YouTube Music: "OK, Google, play [artist] on YouTube."
- Play stations on TuneIn: "OK, Google, play [station] on TuneIn."
- Pull up lists on YouTube: "OK, Google, let's look at what's trending on YouTube on [TV name]."
- Play a movie or TV show on Netflix using Chromecast: "OK, Google, play [show or movie title] on the [TV name]."

Chromecast

- Turn on/off the TV with Chromecast: "OK, Google, turn on the [Chromecast]" or "OK, Google, turn off the [Chromecast]."
- Play music through other speakers using Chromecast (\$35.00 at Dell Home): "OK, Google, play [song] on [Chromecast]."

- Play videos on YouTube using Chromecast: "OK, Google, play [video] on the [Chromecast]."
- Play and pause Chromecast: "OK, Google, play/pause [Chromecast]."
- Stop Chromecast: "OK, Google, stop [Chromecast]."
-
- Scrub the Chromecast: "OK, Google, skip to five minutes on [Chromecast]" or "OK, Google, skip forward/back two minutes on [Chromecast]."
- Change Chromecast volume: "OK, Google, set [Chromecast] volume to 50 percent" or "OK, Google, volume down on [Chromecast]."
-
- Mute Chromecast: "OK, Google, mute [Chromecast]" or "OK, Google, unmute [Chromecast]."

Entertainment

- Sports updates: "OK, Google, who is [team] playing next?" or "OK, Google, did the [team] win last night?"
- Sports scores: "OK, Google, what was the score for the last [team] game?"
- Team information: "OK, Google, tell me about [team]."
- Movies: "OK, Google, what movies came out last Friday?"
- Casting for movies: "OK, Google, what actors are in [movie]?"
- Shows by network: "OK, Google, what shows are on [network]?"

Travel

- Get flight prices to a destination: "OK, Google, how much is a round-trip flight to New York?"
- Get flights with a specific airline: "OK, Google, find me flights with Jet Blue."
- Check on your flights: "OK, Google, when is my next flight?" or "OK, Google, my flights in [month]."
- Discover places to visit: "OK, Google, what is there to see in Paris?"
- Find restaurants to try: "OK, Google, what's the best restaurant in Berlin?"

Smart home

Google Home now works with more than 1,000 devices and over 150 brands, including August, Lifx, TP-Link and more.

- Turn smart lights on/off: "OK, Google, turn on/off my lights."
- Dim smart lights: "OK, Google, dim my lights to fifty percent."
- Change smart bulb colors: "OK, Google, turn my lights [color]."
- Control Nest thermostat: "OK, Google, turn the temperature to [temp]."

- Make incremental temperature changes: "OK, Google, raise the temperature 1 degree."
- Control August Smart Lock: "OK, Google, lock the front door."
- Turn on the TV with Logitech Harmony: "OK, Google, turn on the TV."
- Change the channel with Logitech Harmony: "OK, Google, turn the TV to the Travel Channel."
- Customize trigger phrases for IFTTT. For example: "OK, Google, let's get this party started."

Phone

Google Home can interact with your phone in a number of ways. It can place calls to anyone in your contacts list , find your lost phone and even stream music from your phone via Bluetooth.

- Place a call: "OK, Google, call mom" or "OK, Google, call [contact name]" or "OK, Google, call the nearest coffee shop."
- Hang up: "OK, Google, hang up."
- Find your phone: "OK, Google, find my phone" or "OK, Google, ring my phone."
-
- Pair with Bluetooth: "OK, Google, Bluetooth pairing."
- Check Bluetooth status: "OK, Google, is Bluetooth active?" or "OK, Google, is Bluetooth paired?" or "OK, Google, is Bluetooth connected?"
- Cancel Bluetooth pairing: "OK, Google, cancel" or "OK, Google, cancel pairing."
- Clear paired Bluetooth devices: "OK, Google, clear all devices" or "OK, Google, clear all Bluetooth devices" or "OK, Google, unpair devices."

Broadcast

If you have more than one Google Home speaker in your home, you can broadcast messages to all speakers (except the one you give the command to) using one of the built-in commands. Or you can create your own broadcast message.

- Wake up: "OK, Google, broadcast wake everyone up" or "OK, Google, broadcast it's time to wake up."
- Breakfast: "OK, Google, broadcast breakfast is ready" or "OK, Google, broadcast breakfast is served" or "OK, Google, broadcast it's time for breakfast."
- Lunch: "OK, Google, broadcast lunch is ready" or "OK, Google, broadcast it's lunch time."
- Dinner: "OK, Google, broadcast dinner is ready/served" or "OK, Google, broadcast ring the dinner bell" or "OK, Google, broadcast it's dinner time."
- Time to leave: "OK, Google, broadcast time to leave" or "OK, Google, broadcast time to get out."

- Arrived home: "OK, Google, broadcast I'm home" or "OK, Google, broadcast I'm here."
- On the way: "OK, Google, broadcast I'm on the way" or "OK, Google, broadcast I'll be home soon."
- Movie time: "OK, Google, broadcast it's movie time" or "OK, Google, broadcast the movie is about to start" or "OK, Google, broadcast let's go to the movie."
- TV time: "OK, Google, broadcast the show is about to start" or "OK, Google, broadcast it's time to watch TV" or "OK, Google, broadcast TV time."
- Bedtime: "OK, Google, broadcast time for bed" or "OK, Google, broadcast it's time to go to bed" or "OK, Google, broadcast sleep time."
- Custom: "OK, Google, broadcast/shout/announce/tell everyone [custom message]."

Third-party actions

Earlier this month, Google rolled out what it calls Actions for Google Assistant. These are third-party services and integrations that work much like Alexa skills, except you don't have to activate them one by one. Actions are enabled by default.

You can find the full list of Actions in the Google Home app by going to **More settings >**

Services. You will also find sample invocations there, which will tell you how to interact with the different services available.

- 21 Blackjack: "OK, Google, let me talk to 21 Blackjack."
- Best Dad Jokes: "OK, Google, talk to Best Dad Jokes."
- Domino's: "OK, Google, talk to Domino's and get my Easy Order."
- Product Hunt: "OK, Google, talk to Product Hunt."
- Tender: "OK, Google, can I talk to Tender about drinks like an old fashioned?"
- Todoist: "OK, Google, tell me what my next task is with Todoist."

Poems and songs

- Sing a song: "OK, Google, sing me a song."
-
- Sing Happy Birthday: "OK, Google, sing me Happy Birthday."
- Read a poem: "OK, Google, read a poem."
- Tell a story: "OK, Google, tell me a story" or "OK, Google, tell me a scary story."
- Sing a lullaby: "OK, Google, sing a lullaby."
- Sing nursery rhymes: "OK, Google, sing ABC" or "OK, Google, sing Yankee Doodle" or "OK, Google, sing Old MacDonald."

Easter eggs

- "OK, Google, always be closing."
- "OK, Google, what is your quest?"
- "OK, Google, I am your father."
- "OK, Google, set phasers to kill."
- "OK, Google, are you SkyNet?"
- "OK, Google, make me a sandwich."
- "OK, Google, up up down down left right left right B A Start."
- "OK, Google, do a barrel roll."
- "OK, Google, it's my birthday."
- "OK, Google, it's not my birthday."
- "OK, Google, did you fart?"

[How to turn Google Home into a white noise machine](#)

[9 ways to use Google Home in the bed room](#)

<https://brunch.co.kr/@leejeonghwan/35>

<https://goo.gl/2h508z>

Making Google Home more private

Google is the master of gathering data on people who use its services, and Home is no different. Similar to Alexa, Google Home collects and analyzes your data to offer more personalized results and targeted advertisements. You can stop it from collecting quite so much, but it's hardly an airtight fix and will cause Google Home to function at less than its full potential.

Use the touch panel on top of Google Home to mute the microphone. Until reactivated, doing so stops the device from recording anything.

Use your Google account settings to pick and choose what information Google can know about you. You can also delete old search queries and commands. Navigate to the **My Activity** dashboard to manage everything from location services to searches to advertisements. To help sift through the cornucopia of settings, see Comparitech's tutorials on deleting Google account history and prevent Google tracking.

Refrain from linking important accounts to Google Home. Keep anything dealing with money or private information on devices that only you have access to. **Google Home cannot differentiate the owner's voice from anyone else**, which leaves it vulnerable to abuse.

Stay alert of the LED lights that change color when Google Home is listening. It could be triggered by accident and upload an unintentional recording. Even if you take the nuclear option and wipe the slate

clean on your Google account, Google still collects some information about you. That includes service-related details about your account like which Google products you use and when, the devices you connect with, and what language you speak.

If location services are denied access, Google will simply approximate the user's location using an IP address. Note that while Google Home and Amazon Echo are both constantly listening by default, not everything you say is uploaded to the cloud. They listen in short bursts of a few seconds until the trigger phrase is spoken. Only then is any information sent to Google or Amazon servers. Otherwise, no information leaves the device.

Google shares some user information with third parties detailed in its privacy policy.