

CATCH-UP FRIDAYS TEACHING GUIDE

(FOR VALUES, PEACE, AND HEALTH ED)

Catch-up Subject:	National Reading Program ENGLISH		Grade Level:	4
Quarterly Theme:	Drop Everything and Read (refer to Enclosure No. 2 of DM 001, s. 2024, Quarter 3)		Date:	MARCH 15, 2024
Duration:	140 minutes			
Session Objectives:	Identify the main idea, key sentences, and supporting details from text listened to	Subject and Time:	(schedule as per existing Class Program)	
References:	K to 12 Basic Education Curriculum			
Materials:	•			
Lesson Proper	Duration	Activities		
Pre Reading	30 minutes	<div>1. Introduction to Main Idea and Supporting Details (10 minutes):<ul style="list-style-type: none"><li>Begin the lesson by explaining to learners what the main idea of a story is. Use simple language to define main idea as the most important point or message the author wants to convey.</li><li>Introduce the concept of supporting details as information that helps explain or support the main idea.</li></ul></div> <div>2. Brainstorming Activity (10 minutes):<ul style="list-style-type: none"><li>Engage learners in a brainstorming session where they generate ideas about how to identify the main idea and supporting details in a story.</li></ul></div> <div>Read the pairs of sentences below. Identify the general and specific statements.</div> <div>1. The meal is tasty.</div> <div>2. Birds help control insects.</div> <div>3. It was a warm sunny day for a picnic.</div> <div>4. Birds eat almost twice theit own weight.</div> <div>5. We can feel the warm summer wind coming from the sea, blowing on our faces.</div> <div><ul style="list-style-type: none"><li>Encourage learners to think about asking questions like "What is the story mostly about?" and "What are some important things the author tells us about the main idea?"</li></ul></div> <div>Spider catch food in different ways. They spin silk to catch insects. Some leap into the air to catch their prey.some spiders use sheets of silk to wrap their prey like mummies.</div> <div>Comprehensive Questions:</div> <div>1. What is the topic discussed in the paragraph?</div> <div>2. Which is the key sentence that contains the main idea of a paragraph and is expressed in a complete thought?</div> <div>3. What is the main idea of the paragraph that the key sentence tells us about the topic?</div> <div>4. Which sentences support the key sentence?</div> <div>3. Story Introduction (10 minutes):</div>		

CATCH-UP FRIDAYS TEACHING GUIDE


(FOR VALUES, PEACE, AND HEALTH ED)

		<ul style="list-style-type: none"><li>Introduce the story that will be listened to during the DEAR (Drop Everything and Read) session.</li></ul> <p><b>Can you please read it again.</b></p> <p>Spider catch food in different ways. They spin silk to catch insects. Some leap into the air to catch their prey.some spiders use sheets of silk to wrap their prey like mummies.</p> <p>In this paragraph, the main idea is a sentence that tells what the paragraph is about. It is what the writer wants us to know and remember about the topic in the paragraph. To identify the main idea, answer the question, what is the most important thing that the paragraph tells me about the topic?</p> <p>So the paragraph tells us that spiders have different ways of catching food and the first sentence give that.</p> <ul style="list-style-type: none"><li>Provide a brief overview of the characters, setting, and main events of the story to prepare learners for listening.</li></ul>						
During Reading	120 minutes	<p>1. DEAR Session with Story Listening (60 minutes):</p> <ul style="list-style-type: none"><li>Play an audio recording or read aloud a story to the learners.</li></ul> <p>Complete the graphic organizer below with the information being asked for.</p> <p>READ THE PARAGRAPH</p> <p>Swans are the most majestic of the waterfowls. They are graceful in the air and stately on the water. This large waterfowls have long necks, heavy bodies, and a big feet. They are the largest animals in the duck-geese family.</p> <table><tr><th>MAIN IDEA:</th><th>KEY SENTENCE :</th><th>UPPORTIN G DETAILS</th></tr><tr><td></td><td></td><td></td></tr></table> <p><ul style="list-style-type: none"><li>Instruct learners to listen carefully to the story, paying attention to the main idea and supporting details.</li></ul></p> <p>2. Story Discussion and Analysis (60 minutes):</p> <ul style="list-style-type: none"><li>After the story is finished, gather learners together for a group discussion on the main idea and supporting details.</li><li>Use guiding questions such as "What was the story mostly about?" and "What are some important things that happened in the story?"</li></ul>	MAIN IDEA:	KEY SENTENCE :	UPPORTIN G DETAILS			
MAIN IDEA:	KEY SENTENCE :	UPPORTIN G DETAILS						

CATCH-UP FRIDAYS TEACHING GUIDE


(FOR VALUES, PEACE, AND HEALTH ED)

		<ul style="list-style-type: none"><li>Encourage learners to share their thoughts and ideas about the story, and guide them in identifying key sentences and supporting details.</li></ul>
Post-reading	30 minutes	<ol style="list-style-type: none"><li>Group Activity: Story Retelling (15 minutes):<ul style="list-style-type: none"><li>Divide learners into small groups and have each group work together to retell the story in their own words.</li><li>Encourage learners to include the main idea and important supporting details in their retelling.</li></ul></li><li>Individual Activity: Story Illustration (15 minutes):<ul style="list-style-type: none"><li>Provide learners with paper and art supplies.</li><li>Instruct learners to choose a scene from the story and illustrate it, focusing on including key details that support the main idea.</li></ul></li></ol>




*Turtles have ways to protect themselves from enemies. Some species, such as the box turtle, can withdraw the head, leg, and tail and tightly close for protection. Powerful jaws and claws are the snapping turtle's best defense against enemies. Side-necked turtles have necks that fold sideways along the inner edge.*

**SOURCE:** turtle. (2012). Britannica Student Library. Encyclopedia Britannica Ultimate Reference Suite. Chicago: Encyclopedia Britannica.




A beehive consists of three types of bees with its own important job. There is only one queen bee who fills the hive with eggs. Male bees are called drones who mate with the queen. Worker bees take care of the babies, build honeycombs, and keep the hive cool.

**Source:** Beehive Excerpt, <https://www.teacherspayteachers.com/Product/Main-Idea-and-Details-1459991>



There are things that we must do to keep ourselves safe during thunderstorms. First, go inside a sturdy building or a vehicle and close the windows. Furthermore, the NDRRMC recommends that you stay inside for at least thirty minutes after the last rumble of thunder is heard. Do not use telephones or electrical equipment. Avoid water, high ground, and metal objects.



*Bees vary greatly in nesting practices depending upon the species. Social bees are members of colonies cooperating with others to build the nest and to feed and protect the young. Solitary bees care only for themselves and their immediate brood. Parasitic bees, or guest bees, have no body parts for collecting pollen and do not feed or care for their offspring.*

**BEES.** (2012). Britannica Student Library. Encyclopedia Britannica Ultimate Reference Suite. Chicago: Encyclopedia Britannica.

**CATCH-UP FRIDAYS TEACHING GUIDE**  
*(FOR VALUES, PEACE, AND HEALTH ED)*

Prepared By:

Deped-tambaya.com

Teacher I

Recommending Approval:

Deped-tambaya.com

Approved:

Deped-tambaya.com