

# **WORKLOAD ASSESSMENT**

## **TARI JAWA TIMUR AREK**

SENDRATASIK EDUCATION STUDY PROGRAM  
FACULTY OF LANGUAGES AND ARTS  
SURABAYA STATE UNIVERSITY

# **ASSESSMENT WORKLOADS**

**East Javanese Arek Dance**

**Academic Year 2018/2019**

## **Coordinator:**

Dr. Trisakti, M.Sc.

## **Team:**

Dr. Trisakti, M.Sc

Drs. Djoko Tutuko, M.Sn.

**DRAMA, DANCE AND MUSIC EDUCATION STUDY PROGRAM  
FACULTY OF LANGUAGES AND ARTS  
SURABAYA STATE UNIVERSITY**

## **CONTENTS**

A. Learning Activities Plan and Course Assessment

B. Course Evaluation and Development

1. Calculation of Student Workload
2. Learning Outcomes Program (PLO)
3. Course Learning Outcomes (CLO)
4. Assessment of PLO


Appendices:

1. Assessment Rubric

2. Course Activity Records

- a) Sample of Student Attendance
- b) Course Logbook
- c) Sample of Student Assignments
- d) Sample of Mid-term and End-term Tests
- e) Sample of Student's Answer to Assignment, Mid-term, and End-term Test

## A. Lesson Plan and Course Assessment

|  |   |   |                     |               |                              |                         |
|--|---|---|---------------------|---------------|------------------------------|-------------------------|
|  <b>UNESA</b><br>Universitas Negeri Surabaya | <b>Surabaya State University Faculty<br/>of Languages and Arts<br/>Drama, Dance And Music Education Study<br/>Program</b>   |   |                     |               |                              | <b>Document Code</b>    |
| <b>1Lesson Plans</b>   |   |   |                     |               |                              |                         |
| <b>COURSE</b>  | <b>code</b>   | <b>Clusters</b>   | <b>credits</b>      |               | <b>Semester</b>              | <b>Compilation Date</b> |
| <b>East Javanese Arek Dance</b>  | <....>  | <....>  | <b>T=....</b>       | <b>P=....</b> | Odd                          | 2018                    |
| <b>AUTHORIZATION</b>   | <b>Lesson Plan Developer</b>  |   | <b>Coordinator</b>  |               | <b>Head of Study Program</b> |                         |
|  | Dr. Retnayu Prasetyanti Sekti, M.Sc.  |   | Dr. Trisakti, M.Sc. |               | Dr. Anik Juwariyah, M.Sc     |                         |
| <b>Learning Outcome Program (PLO)</b>  | <b>PLO</b>  |   |                     |               |                              |                         |
|  | PLO – 2   | An appreciative attitude towards the development of arts and education in drama, dance and music                                      |                     |               |                              |                         |
|  | PLOS – 10   | Skilled in presenting drama, dance, music and performing arts   |                     |               |                              |                         |
|  | <b>Course Learning Outcome (CLO)</b>  |   |                     |               |                              |                         |
|  | CLOS – 1  | Utilizing learning resources and ICT to support learning the Remo Putra dance and the Beskalan Putri dance.                           |                     |               |                              |                         |
|  | CLOS – 2  | Having knowledge about the background and supporting elements of the Remo Putra dance and the Beskalan Putri dance                    |                     |               |                              |                         |
|  | CLOS – 3  | Have the skills to dance the Remo Putra dance and the Beskalan Putri dance, as well as being skilled implementing supporting elements |                     |               |                              |                         |
|  | CLOs – 4  | Have a responsible attitude in the process to the implementation of good dance skills practice individual or group                    |                     |               |                              |                         |
| <b>Course Descriptions</b>   | Understanding and mastering the traditional dance skills of the East Javanese Arek Ethnic, namely the Remo Putra dance and the Beskalan Putri dance through exposure to dance background, introduction to dance supporting elements, and mastery of dance skills. Lecture activities ended with the practice of dance skills using make-up and dance attire in group presentations. |   |                     |               |                              |                         |

|                                   |                     |   |  |   |         |                  |         |
|-----------------------------------|---------------------|---|--|---|---------|------------------|---------|
| <b>Learning Materials/ Topics</b> |                     | 1. The background is the Remo Putra and Beskalan Putri dances<br>2.Supporting elements of the Remo Putra and Beskalan Putri dances<br>3.Remo male and female Beskalan dance skills<br>4. Remo Men's and Beskalan Women's make-up and clothing skills. |  |   |         |                  |         |
| <b>References</b>                 |                     | <b>Primary</b>  | 1. Handayaniingrum, Warih. Abdilah, Autar. Arumynathan, Pamela. Vong, John. 2021. <i>Conservation management of performing art in East Java: a case study of traditional dances</i> . Journal Conservation Science in Cultural Heritage (CSO)<br><u>2.</u> 2. Hidajat, Robby. 2017. Tari Remo & Tari Beskalan Kajian Strukturalisme Model levi Strauss. Jurnal Terob.<br><br><u>3.</u><br><a href="https://www.jurnalterob.stkw-surabaya.ac.id">https://www.jurnalterob.stkw-surabaya.ac.id</a><br>4. Peacock, James L. 1968. Rites of Modernization (Symbolic and Aspect Of Indonesian Drama. The University of Chicago Chicago.<br>5. Prasetyanti Sekti, Retnayu. 2021. Tari Remo Gaya <i>Surabayan</i> Dalam Penyajian Tari Remo Ludruk Dan Tari Remo Lepa Hand Out.<br>6. Prasetyanti, Retnayu. 2015." <i>The Renewal of Tradition Dance in Urban Society (A case Study of Surabaya Remo dan The Journal of Asean Research in Arts and Design (JARAD)</i> vol. 2 no.1 January-June 2015.<br><u>7.</u> Trisakti, Juwariyah, Anik. 2017. <i>ELearning Tari Beskalan Putri</i> . YouTubu Elearning tari jatim unesa- <a href="https://www.youtube.com/watch?v=hlhvgoAL_E4">https://www.youtube.com/watch?v=hlhvgoAL_E4</a><br>8. Trisakti, Juwariyah, Anik. 2015. <i>ELearning Tari Remo Sanggit</i> . Youtube Elearning tari Jatim Unesa <a href="https://www.youtube.com/watch?v=s_7K51LzvEI">https://www.youtube.com/watch?v=s_7K51LzvEI</a><br>9. Wibisono, Tribroto. 2015. <i>Tari Ngremo Catatan Dari Panggung Ke Panggung</i> . Dewan Kesenian Propinsi Jawa Timur. Surabaya |   |         |                  |         |
|                                   |                     |   | <b>Supplementary</b>   | -                                       |         |                  |         |
| <b>Lecturer(s)</b>                |                     | 1. Dr. Trisakti, M.Sc.<br>2. Drs. Djoko Tutuko, M.Sn.   |  |   |         |                  |         |
| <b>Prerequisite</b>               |                     |   |  |   |         |                  |         |
| week                              | Learning Objectives | Assessment  |  | Learning Activities and Time Allocation |         | Learning Sources | scoring |
|                                   |                     | Indicators  | Criteria/Forms/ type   | Offline                                 | On line |                  |         |
| (1)                               | (2)                 | (3)   | (4)  | (5)                                     | (6)     | (7)              | (8)     |

|    |  |   |   |  |  |                                       |    |
|----|--|---|---|--|--|---------------------------------------|----|
| 1  | Explaining the background, synopsis, movements in the <i>Remo Putra Sanggit</i> dance group (movement A. beginning/budhalan, movement B core/now, movement C ending/reversing) | <p>1. Explaining the background of the <i>Remo Putra Sanggit</i> dance</p> <p>2. Explaining the synopsis of the <i>Remo Putra Sanggit</i> dance</p> <p>3. Mention the movements in the <i>Remo Putra Sanggit</i> dance group (initial movements/<i>budhalan</i>, core movements/<i>sekarang</i>, final movements/<i>ulihan</i>)</p> | <p>1. Technique: Oral test<br/>Form: List of questions</p> <p>2. Technique: Writing Test<br/>Format: essay</p> <p>Assessment criteria:<br/>4: the description is correct<br/>3: the description is generally correct, there is one aspect that the explanation is not correct<br/>2: the description is generally correct, there is more than one aspect of the explanation not exactly<br/>1: the description is wrong</p>                                       | <p>Discussion<br/>Question and answer<br/>2 x 50 minutes</p> <p>Project Based Learning (PjBL)/Practice Learning</p>          |  | Reference:<br>No. 1, 2, 3, 4, 5, 7, 8 | 10 |
| 2. | Demonstrating the basic movements and transitional movements of the <i>Remo Putra Sanggit</i> dance  | <p>1. Demonstrating the basic movements of the <i>Remo Putra Sanggit</i> dance.</p> <p>2. Demonstrating the transitional movements of the <i>Remo Putra Sanggit</i> dance</p>   | <p>Practical test of the basic movements and transitional movements of the <i>Remo Putra Sanggit</i> dance</p> <p>Assessment criteria:<br/>4: the movements are carried out correctly and precisely, according to the count, rhythm and musical accompaniment.<br/>3: the movements are generally carried out correctly and precisely, according to the count, rhythm, and musical accompaniment, but there is one aspect where the movements are carried out</p> | <p>Demonstrations, Drills, Question and answer<br/>2 x 50 Minutes</p> <p>Project Based Learning (PjBL)/Practice Learning</p> |  | Reference:<br>No. 4, 5, 7             | 5  |

|    |   |  |   |   |  |                        |   |
|----|---|--|---|---|--|------------------------|---|
|    |   |  | <p>incorrectly</p> <p>2: movements are generally performed correctly and precisely, according to the count, rhythm and musical accompaniment.</p> <p>however there is more than one movement done incorrectly</p> <p>1: wrong move</p>  |   |  |                        |   |
| 3. | Demonstrate the movements in movement group Abeginning/ budhalan Remo Putra Sanggit dance | Demonstrate movement group Abeginning/ budhalan, namely: <i>lampah tindak lombo, adeg, gedruk lombo - rangkep, iket, ulap-usap -, iket - beat, lampah tindak lombo, ulap - ulap - usap</i> <i>gejungan putar kiri.</i> | <p>Practice test: movement group Abeginning / budhalan</p> <p>Assessment criteria:</p> <p>4: the movements are carried out correctly and precisely, according to the count, rhythm and musical accompaniment.</p> <p>3: the movements are generally carried out correctly and precisely, according to the count, rhythm, and musical accompaniment, but there is one aspect where the movements are carried out incorrectly</p> <p>2: movements are generally performed correctly and precisely, according to the count, rhythm and musical</p> | <p>Demonstration Drills</p> <p>Question and answer</p> <p>2 x 50 minutes</p> <p>Project Based Learning (PjBL)/Practice Learning</p> |  | Reference: No. 4, 5, 7 | 5 |

|    |   |  |  |  |  |                                   |   |
|----|---|--|--|--|--|-----------------------------------|---|
|    |   |  | <p>accompaniment.<br/>however there is more than<br/>one movement done<br/>incorrectly<br/>1: wrong move</p>   |  |  |                                   |   |
| 4. | <p>Demonstrate the<br/>movements in movement<br/>group Bcore/ Now the<br/><i>Remo Putra Sanggit</i> dance</p> | <p>Demonstrate the movements in<br/>movement group B core /<br/><i>sekar</i>, namely:<br/><i>kipatan sampur – selut, gedrugan<br/>lombo, ogek gastric – nggedewa,<br/>ulap – ulap, iket, penthangan ukel<br/>remo, Ceklek'an – kipatan<br/>sampur, miwir sampur –<br/>gedrugan lombo, iket sabetan</i></p> | <p>Practical test: movement group<br/>B core / now</p> <p>Assessment criteria:<br/>4: the movements are<br/>carried out correctly<br/>and precisely,<br/>according to the count,<br/>rhythm and musical<br/>accompaniment.<br/>3: the movements are<br/>generally carried out<br/>correctly and precisely,<br/>according to the count,<br/>rhythm, and musical<br/>accompaniment, but<br/>there is one aspect<br/>where the movements<br/>are carried out<br/>incorrectly<br/>2: movements are<br/>generally performed<br/>correctly and precisely,<br/>according to the count,<br/>rhythm and musical<br/>accompaniment.<br/>however there is more than<br/>one movement done<br/>incorrectly<br/>1: wrong move</p> | <p>Demonstration<br/>Drills<br/>Question and answer<br/><br/>2 x 50 minutes</p> <p>Project Based Learning<br/>(PjBL)/Practice<br/>Learning</p> |  | <p>Reference:<br/>No. 4, 5, 7</p> | 5 |



|    |  |  |   |  |  |                           |    |
|----|--|--|---|--|--|---------------------------|----|
| 5. | Demonstrate the movements in movement group Cend/replay of the <i>Remo Putra Sanggit</i> dance | Demonstrate the movements in the final/group C <i>ulihan</i> the <i>Remo Putra Sanggit</i> dance, namely: <i>bumi langit kanan, iket sabetan, bumilangit tengah depan, iket – tancep, tindak lenggang lombo.</i>   | <p>Practice test:<br/>movement group Cend / final</p> <p>Assessment criteria:<br/>4: the movements are carried out correctly and precisely, according to the count, rhythm and musical accompaniment.<br/>3: the movements are generally carried out correctly and precisely, according to the count, rhythm, and musical accompaniment, but there is one aspect where the movements are carried out incorrectly<br/>2: movements are generally performed correctly and precisely, according to the count, rhythm and musical accompaniment.<br/>however there is more than one movement done incorrectly<br/>1: wrong move</p> | <p>Demonstration Drills<br/>Question and answer</p> <p>2 x 50 minutes</p> <p>Project Based Learning (PjBL)/Practice Learning</p> |  | Reference:<br>No. 4, 5, 7 | 5  |
| 6. | Demonstrating <i>Remo Putra Sanggit</i> 's make-up and dance attire                            | <p>1. Demonstrating the make-up of the <i>Remo Putra Sanggit</i> dance, including the facial make-up: eyebrows, sideburns, mustache, jawes, and make-up.</p> <p>2. Demonstrating the use of <i>Remo Putra Sanggit</i> dance attire, including: clothes, trousers, long cloth, ther vest, <i>sampur, rapek, boro-boro, stagen belt, epek timang belt,</i></p> | <p>1. Practice test:<br/>Remo dance make-up of Sanggit's son</p> <p>Assessment criteria:<br/>4: make-up demonstrations are carried out in general correctly and correctly<br/>3: the demonstration of make-up was generally carried out correctly and</p>   | <p>Demonstration Drills<br/>Question and answer</p> <p>Discussion</p> <p>2 x 50 minutes</p>                                      |  | Reference:<br>No. 4, 5, 7 | 10 |

|    |  |  |   |   |  |                           |    |
|----|--|--|---|---|--|---------------------------|----|
|    |  | <i>udeng/iket, gongseng.</i>   | <p>correctly, but there was one aspect of the make-up that was done incorrectly</p> <p>2: the demonstration of make-up is generally done correctly and correctly, but there is more than one make-up done incorrectly</p> <p>1: demonstration of makeup done wrong</p> <p>2. Practice test:<br/>The costume for the Remo dance of Sanggit's son</p> <p>Assessment criteria:</p> <p>4: Demonstration of fashion is generally done correctly and correctly</p> <p>3: the demonstration of the dress code was generally done correctly and correctly, but there was one aspect of the make-up that was done incorrectly</p> <p>2: the demonstration of the attire is generally done correctly and correctly, but there is more than one make-up done incorrectly</p> <p>1: Demonstration of fashion done wrong</p> | <p>Project Based Learning (PjBL)/Practice Learning</p> <p>Brainstorming opinions and ideas in a classical way</p> |  |                           |    |
| 7. | Demonstrating the entire <i>Remo Putra Sanggit</i> dance movement, including movement groups A, B, and C | Demonstrating the entire <i>Remo Putra Sanggit</i> dance movement, including groups of gera A, B, and C. The movements are carried out in the right and correct form, technique, | Practice test:<br><i>Remo Putra Sanggit</i> dance movements as a whole, including movement groups A, B, and C. The movements are carried out  | Demonstration Drills<br>Question and answer<br>Discussion   |  | Reference:<br>No. 4, 5, 7 | 10 |

|  |  |   |   |  |  |  |  |
|--|--|---|---|--|--|--|--|
|  |  | <p>adjusting the count, rhythm and musical accompaniment.</p> | <p>with correct and correct forms, techniques, adjusting the count, rhythm and musical accompaniment.</p> <p>Assessment criteria:</p> <p>4: Demonstration of movements carried out in general with forms, techniques correctly and correctly, adjusting the count, rhythm and musical accompaniment.</p> <p>3: Demonstration of movements carried out in general with forms, techniques correctly and correctly, adjusting the count, rhythm and musical accompaniment. , but there is one aspect of the movement being carried out incorrectly and correctly.</p> <p>2: Demonstration of movements carried out in general with forms, techniques correctly and correctly, adjusting the count, rhythm and musical accompaniment. , but there is more than one movement done incorrectly and correctly</p> <p>1: demonstration of wrong movements, both in terms of form, technique and wrong count, rhythm and musical accompaniment</p> | <p>2 x 50 minutes</p> <p>Project Based Learning (PjBL)/ Practical Learning</p> |  |  |  |
|--|--|---|---|--|--|--|--|

| 8.  | UTS   |  |   |   |  |                        |    |
|-----|---|--|---|---|--|------------------------|----|
| 9.  | Explain the background, synopsis, movement structure of the <i>Beskalan Putri</i> dance group (movement A. beginning/opening, movement B core/now, movement C ending/closing) | 1. Explaining the background of the <i>Beskalan Putri</i> dance<br>2. Explaining the synopsis of the <i>Beskalan Putri</i> dance<br>3. Mention the structural movements in the <i>Beskalan Putri</i> dance group (movement A. beginning/opening, movement B core/ <i>sekaran</i> , movement C ending/closing)  | 1. Technique: Oral test<br>Form: List of questions<br>2. Technique: Writing Test<br>Format: essay<br><br>Assessment criteria:<br>4: the description is correct<br>3: the description is generally correct, there is one aspect that the explanation is not correct<br>2: the description is generally correct, there is more than one aspect of the explanation not exactly<br>1: the description is wrong            | Discussion<br>Drills<br>Question and answer<br><br>2 x 50 minutes<br><br>Project Based Learning (PjBL)/Practice Learning    |  | Reference: No. 1, 2, 6 | 5  |
| 10. | Demonstrating basic movements, transitional movements, and movement group A/beginning of the <i>Beskalan Putri</i> dance  | 1. Demonstrate the basic movements of the <i>Beskalan Putri</i> dance<br>2. Demonstrating the transitional movements of the <i>Beskalan Putri</i> dance<br>3. Demonstrating movement group A/beginning of the <i>Beskalan Putri</i> dance, including:<br><i>Trisik kebyok – kebyak sampur</i> direction of the crossroads, <i>tanjak gejugan, lampah gejug lenggut, gedrug tandakan, sabetan, tanjak gejugan, kebyok – kebyak,</i> | Basic movement practice tests, transition movements, and movement group A/beginning of dance Princess Beskal<br>Assessment criteria:<br>4: the movements are carried out correctly and precisely, according to the count, rhythm and musical accompaniment.<br>3: the movements are generally carried out correctly and precisely, according to the count, rhythm, and musical accompaniment, but there is one aspect | Demonstration<br>Drills<br>Question and answer<br><br>2 x 50 minutes<br><br>Project Based Learning (PjBL)/Practice Learning |  | Reference no. 2 and 6  | 10 |

|     |  |  |  |   |  |                       |   |
|-----|--|--|--|---|--|-----------------------|---|
|     |  | <i>seblak sampur</i>   | <p>where the movements are carried out incorrectly</p> <p>2: movements are generally performed correctly and precisely, according to the count, rhythm and musical accompaniment.</p> <p>however there is more than one movement done incorrectly</p> <p>1: wrong move</p>   |   |  |                       |   |
| 11. | Demonstrating the movement group B/core (now) <i>Beskalan Puteri</i> dance | <p>Demonstrating movement group B 1/core (now) <i>Beskalan Puteri</i> dance, including:</p> <p><i>Kebyok – kebyak kipat sampur penthangan, selut ngrawit nglincir, selut ngrawit putar kanan, tatasan bopongan (lombo – rangkep), selut, sogokan</i></p> | <p>Group B 1 practice test/ core (now) <i>Beskalan Puteri</i> dance</p> <p>Assessment criteria:</p> <p>4: the movements are carried out correctly and precisely, according to the count, rhythm and musical accompaniment.</p> <p>3: the movements are generally carried out correctly and precisely, according to the count, rhythm, and musical accompaniment, but there is one aspect where the movements are carried out incorrectly</p> <p>2: movements are generally performed correctly and precisely, according to the count, rhythm and musical</p> | <p>Demonstration Drills</p> <p>Question and answer</p> <p>2 x 50 minutes</p> <p>Project Based Learning (PjBL)/Practice Learning</p> |  | Reference no. 2 and 6 | 5 |

|     |   |   |   |  |  |                                  |          |
|-----|---|---|---|--|--|----------------------------------|----------|
|     |   |   | <p>accompaniment.<br/>however there is more than<br/>one movement done<br/>incorrectly<br/>1: wrong move</p>  |  |  |                                  |          |
| 12. | <p>Demonstrating the<br/>movement group B/core<br/>(now) <i>Beskalan Puteri</i><br/>dance</p> | <p>Demonstrating movement<br/>group B 2/core (now)<br/><i>Beskalan Puteri</i> dance,<br/>including:</p> <p><i>Ngancap kebyok sampur,<br/>penthangan gejugan mundur,<br/>tindak lombo pentangan,<br/>penthangan gejugan mundur,<br/>tindak lembean lombo, tindak<br/>egol ridhong sampur, seblak,<br/>kontrengan, gejugan putar<br/>pentangan, kebyok – kebyak<br/>sampur – gejugan mundur<br/>penthangan, kebyok – kebyak<br/>sampur – jogetan ombak banyu,<br/>kebyok seblak sampur – ngancap,<br/>lampah ridong sampur maju<br/>mundur arah perempatan,<br/>penthangan embat – embat,<br/>kebyok – kebyak sampur gejugan<br/>mundur penthangan, jalan labas</i></p> | <p>Group B 2 practice test / imti<br/>(now) the <i>Beskalan Puteri</i><br/>dance<br/>Assessment criteria:<br/>4: the movements are<br/>carried out correctly<br/>and precisely,<br/>according to the<br/>count, rhythm and<br/>musical<br/>accompaniment.<br/>3: the movements are<br/>generally carried out<br/>correctly and<br/>precisely, according to<br/>the count, rhythm, and<br/>musical<br/>accompaniment, but<br/>there is one aspect<br/>where the movements<br/>are carried out<br/>incorrectly<br/>2: movements are<br/>generally performed<br/>correctly and<br/>precisely, according to<br/>the count, rhythm and<br/>musical<br/>accompaniment.<br/>however there is more than<br/>one movement done<br/>incorrectly<br/>1: wrong move</p> | <p>Demonstration<br/>Drills<br/>Question and answer</p> <p>2 x 50 minutes</p> <p>Project Based Learning<br/>(PjBL)/Practice<br/>Learning</p> |  | <p>Reference no. 2<br/>and 6</p> | <p>5</p> |

|     |  |  |   |   |  |                       |   |
|-----|--|--|---|---|--|-----------------------|---|
| 13. | Demonstrate movement group C / the end (closing) of the <i>Beskalan Puteri</i> dance | <p>Demonstrating the movements in movement group C at the end of the <i>Beskalan Puteri</i> dance (closing), that is:</p> <p><i>Trisik kebyok – kebyak sampur arah perempatan, penthangan gejugan, kebyok – kebyak seblak sampur, bumi langit kanan, kebyok sampur kiri – seblak ngancap, sembahan, trisik kebyok – kebyak sampur.</i></p> | <p>Group C practice test / end (closing) of the <i>Beskalan Puteri</i> dance</p> <p>Assessment criteria:</p> <p>4: the movements are carried out correctly and precisely, according to the count, rhythm and musical accompaniment.</p> <p>3: the movements are generally carried out correctly and precisely, according to the count, rhythm, and musical accompaniment, but there is one aspect where the movements are carried out incorrectly</p> <p>2: movements are generally performed correctly and precisely, according to the count, rhythm and musical accompaniment.</p> <p>however there is more than one movement done incorrectly</p> <p>1: wrong move</p> | <p>Demonstration Drills</p> <p>Question and answer</p> <p>2 x 50 minutes</p> <p>Project Based Learning (PjBL)/Practice Learning</p> |  | Reference no. 2 and 6 | 5 |
|-----|--|--|---|---|--|-----------------------|---|

|     |   |  |  |   |  |                       |    |
|-----|---|--|--|---|--|-----------------------|----|
| 14. | Demonstrating <i>Beskalan Puteri</i> make-up and clothing | <p>1. Demonstrating the make-up of the <i>Beskalan Puteri</i> dance, including facial make-up: eyebrows and make-up.</p> <p>2. Demonstrating the use of the <i>Beskalan Puteri</i> dance dress, including: <i>mekak, ilat – ilatan dada, kain panjang, sampur, rapek, sabuk timangan, sanggul, bunga karang melok, rangkaian bunga sinthingan, gongseng.</i></p> | <p>Practice test:<br/>Beskalan Princess dance make-up.</p> <p>Assessment criteria:<br/>4: make-up demonstrations are carried out in general correctly and correctly<br/>3: the demonstration of make-up was generally carried out correctly and correctly, but there was one aspect of the make-up that was done incorrectly<br/>2: the demonstration of make-up is generally done correctly and correctly, but there is more than one make-up done incorrectly<br/>1: demonstration of makeup done wrong</p> <p>Practice test:<br/>Princess beskalan dance attire</p> <p>Assessment criteria:<br/>4: Demonstration of fashion is generally done correctly and correctly<br/>3: the demonstration of the dress code was generally done correctly and correctly, but there was one aspect of the make-up that was done incorrectly<br/>2: the demonstration of the attire is generally done</p> | <p>Demonstration Drills<br/>Discussion<br/>Question and answer</p> <p>2 x 50 minutes</p> <p>Project Based Learning (PjBL)/Practice Learning</p> |  | Reference no. 2 and 6 | 10 |
|-----|---|--|--|---|--|-----------------------|----|



|     |  |   |  |   |  |                          |    |
|-----|--|---|--|---|--|--------------------------|----|
|     |  |   | correctly and correctly,<br>but there is more than<br>one make-up done<br>incorrectly<br>1: Demonstration of fashion<br>done wrong   |   |  |                          |    |
| 15. | Demonstrating the overall<br>movements of the <i>Beskalan<br/>Puteri</i> dance, including<br>movement groups A, B and<br>C | Demonstrating the overall<br>movements of the <i>Beskalan<br/>Puteri</i> dance, including groups<br>A, B, and C. The movements<br>are carried out in the right and<br>correct form, technique,<br>adjusting the count, rhythm<br>and musical accompaniment. | Practice test:<br>The movements of the<br><i>Beskalan Puteri</i> dance as a<br>whole, include movement<br>groups A, B, and C. The<br>movements are carried out in<br>the right and correct form,<br>technique, adjusting the<br>count, rhythm and musical<br>accompaniment.<br><br>Assessment criteria:<br>4: Demonstration of<br>movements carried out in<br>general with forms,<br>techniques correctly and<br>correctly, adjusting the<br>count, rhythm and musical<br>accompaniment.<br><br>3: Demonstration of<br>movements carried out in<br>general with forms,<br>techniques correctly and<br>correctly, adjusting the<br>count, rhythm and musical<br>accompaniment.<br>, but there is one aspect<br>of the movement being<br>carried out incorrectly<br>and correctly.<br>2: Demonstration of<br>movements carried out in<br>general with forms, | Demonstration<br>Drills<br>Discussion<br>Question and answer<br><br>2 x 50 minutes<br><br>Project Based Learning<br>(PjBL)/Practice<br>Learning |  | Reference no. 2<br>and 6 | 10 |

|     |     |  |  |  |  |  |  |
|-----|-----|--|--|--|--|--|--|
|     |     |  | <p>techniques correctly and correctly, adjusting the count, rhythm and musical accompaniment.</p> <p>, but there is more than one movement done incorrectly and correctly</p> <p>1: demonstration of wrong movements, both in terms of form, technique and wrong count, rhythm and musical accompaniment</p> |  |  |  |  |
| 16. | UAS |  |  |  |  |  |  |

**B. Course Evaluation and Development**

1. Calculation of Student Workload

| Credit Units<br>(CU) | ECTS | Meeting<br>Hours | structured<br>Assignments | Independent<br>Study |
|----------------------|------|------------------|---------------------------|----------------------|
| 2 cu                 | 3.18 | 78.4 hours       | 3.3 hours                 | 2.3 hours            |

2. Learning Outcome Program (PLO)

**PLO 2**Appreciative attitude towards the development of arts and drama, dance and music education

**PLO10**Skilled in presenting works of drama, dance, and music, as well as applying performing arts.

3. Course Learning Outcomes

**CLO1** Utilize learning resources and ICT to support the learning of Remo Putra dance and Beskalan dance

**CLO2** Have knowledge about the background and supporting elements of the Remo Putra dance and the Beskalan Putri dance.

**CLO3** Have the skills to dance Remo Putra and Beskalan Putri dance and have skills in applying the supporting elements.

**CLOS 4**Have a responsible attitude in the process up to the implementation of dance skills practice both physically and mentally individually or group

Student Performance

| ASSESSMENT<br>PLANS | PLOs     |  |          |          |          |          |          |          |          |  |           |           |
|---------------------|----------|--|----------|----------|----------|----------|----------|----------|----------|--|-----------|-----------|
|                     | PLO<br>1 | PLO2   | PLO<br>3 | PLO<br>4 | PLO<br>5 | PLO<br>6 | PLO<br>7 | PLO<br>8 | PLO<br>9 | PLO10  | PLO1<br>1 | PLO1<br>2 |
| CLOs                |          |  |          |          |          |          |          |          |          |  |           |           |
| CLO1                |          | Assignment,<br>Mid-semester test,<br>Final semester test |          |          |          |          |          |          |          | Assignment,<br>Mid-semester test,<br>Final semester test |           |           |

|             |  |  |  |  |  |  |  |  |  |  |  |  |
|-------------|--|--|--|--|--|--|--|--|--|--|--|--|
| <b>CLO2</b> |  | Assignment,<br>Mid-semester test,<br>Final semester test |  |  |  |  |  |  |  | Assignment,<br>Mid-semester test,<br>Final semester test |  |  |
| <b>CLO3</b> |  | Assignment,<br>Mid-semester test,<br>Final semester test |  |  |  |  |  |  |  | Assignment,<br>Mid-semester test,<br>Final semester test |  |  |
| <b>CLO4</b> |  | Assignment,<br>Mid-semester test,<br>Final semester test |  |  |  |  |  |  |  | Assignment,<br>Mid-semester test,<br>Final semester test |  |  |

#### 4. Assessment of PLO

##### **STUDENT PERFORMANCE**

UNDERGRADUATE SENDRATASIK EDUCATION STUDY PROGRAM

COURSE :East Java Dance Arek

CLASS :

CREDIT :2

ACADEMIC YEARS :2018–2019

Original data :



|   | UAS | NA   | Hu |
|---|-----|------|----|
| 5 | 87  | 86.6 | A  |
| 8 | 85  | 82.6 | A  |

|    |    |      |   |
|----|----|------|---|
| 80 | 81 | 83.2 | A |
| 79 | 83 | 83   | A |
| 73 | 85 | 81   | A |
| 78 | 85 | 83.4 | A |
| 75 | 80 | 79.3 | B |
| 70 | 85 | 85   | A |
| 73 | 85 | 83   | A |

|   |    |      |   |
|---|----|------|---|
| 5 | 87 | 86.3 | A |
| 3 | 85 | 85   | A |
| 2 | 85 | 85.4 | A |
| 2 | 87 | 85.7 | A |
| 0 | 84 | 84.1 | A |
| 5 | 85 | 85.4 | A |

|   |    |      |   |
|---|----|------|---|
|   | 87 | 84.4 | A |
| 6 | 86 | 85.6 | A |
| 5 | 85 | 83.1 | A |
| 8 | 86 | 84.3 | A |
| 0 | 85 | 84.7 | A |
| 0 | 86 | 85   | A |
| 7 | 87 | 86.7 | A |

- |   |    |      |   |
|---|----|------|---|
| 5 | 84 | 80.8 | A |
| 7 | 85 | 83.5 | A |
| 5 | 87 | 86.6 | A |
| 6 | 85 | 84.2 | A |
| 9 | 85 | 84.8 | A |
|   |    |      |   |
|   |    |      |   |

|  |  |  |  |  |  |
|--|--|--|--|--|--|
|  |  |  |  |  |  |
|  |  |  |  |  |  |
|  |  |  |  |  |  |
|  |  |  |  |  |  |
|  |  |  |  |  |  |

Original data :

[illegible]

|   | UAS | NA   | Hu |
|---|-----|------|----|
| 5 | 87  | 85.4 | A  |
| 2 | 87  | 83.5 | A  |

|   |    |      |   |
|---|----|------|---|
| 6 | 87 | 86.2 | A |
| 2 | 87 | 84.2 | A |
| 6 | 87 | 85.3 | A |
| 5 | 85 | 84.2 | A |
| 2 | 87 | 83.9 | A |
| 3 | 85 | 85.3 | A |
| 2 | 87 | 82.3 | A |

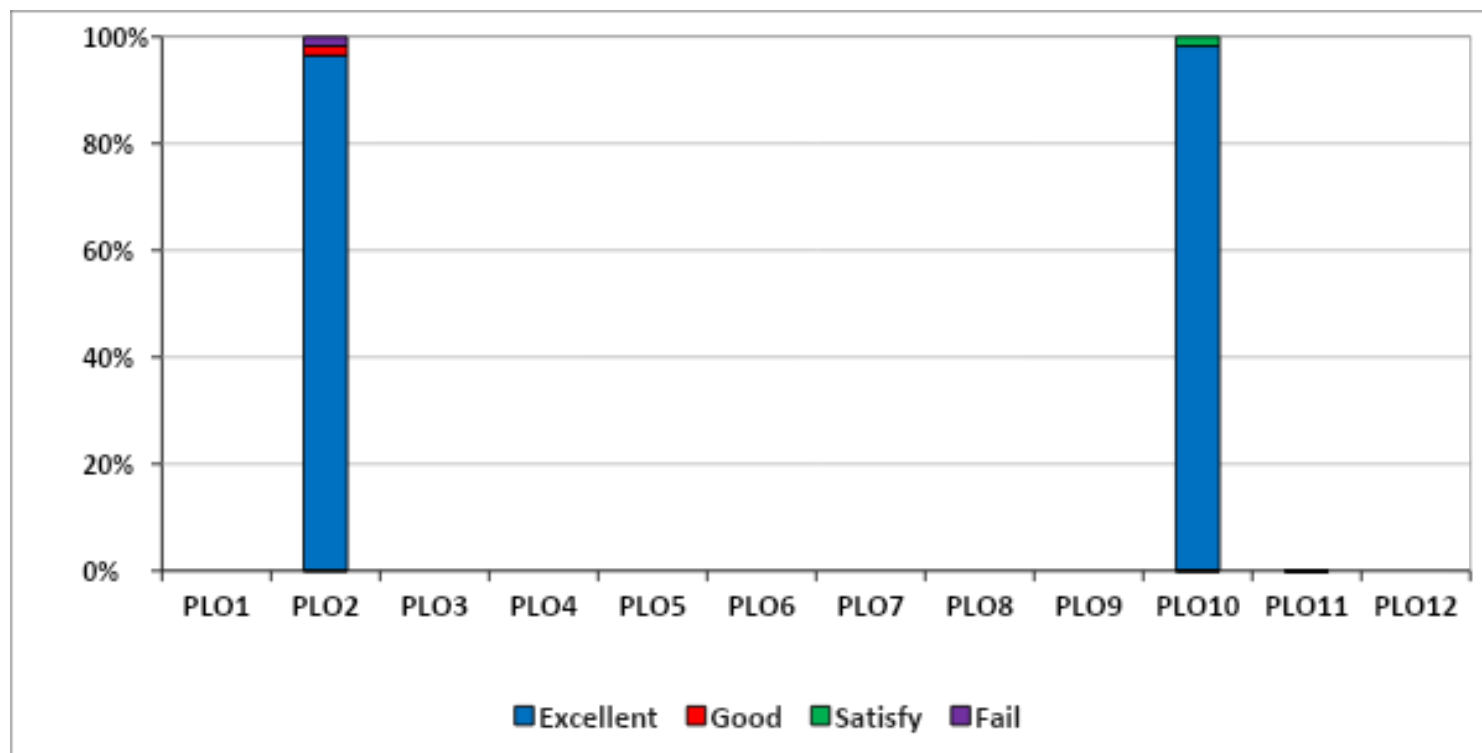
- |   |    |      |   |
|---|----|------|---|
| 0 | 0  | 12   |   |
| 5 | 86 | 84.2 | A |
| 8 | 86 | 83.8 | A |
| 3 | 85 | 83.8 | A |
| 6 | 87 | 86.2 | A |
| 6 | 86 | 82   | A |

|   |    |      |   |
|---|----|------|---|
|   | 87 | 84.4 | A |
| 5 | 86 | 83.6 | A |
| 7 | 87 | 84.5 | A |
| 5 | 86 | 84.2 | A |
| 5 | 86 | 84.5 | A |
| 6 | 86 | 84.4 | A |
| 6 | 86 | 84.7 | A |

## Assessment Plan

## STUDENTS' PERFORMANCE

[illegible]



## APPENDICES

### APPENDIX 1 ASSESSMENT RUBRIC

#### Course Assessments

##### A. Assessment Rubric

##### 1) Attitudes/Affective Domains

In this domain, the evaluation of student participation in class includes communication skills, discipline and responsibility. The rubrics used are as follows:

| Criteria   | score      |
|--|------------|
| Communicate effectively, appreciate others' opinions; always attend the class on time; always submit the assignment on time; and always participate in the completion of group assignments | 85 SA 100  |
| Communicate effectively, appreciate others' opinions; 80% of attendance; submit 90% of the assignment; and often participate in the completion of group assignments.                       | 70 SA < 85 |
| Communicate ineffectively, appreciate others' opinions; 75% of attendance; submit the 70% of assignments on time; and participate in the completion of group assignments.                  | 55 SA < 70 |
| Communicate ineffectively, don't appreciate it others' opinions; rarely attend classes; rarely submit the assignment; and rarely participates in the completion of group assignments       | SA < 55    |

##### 2) Knowledge/Cognitive Domains

The students' knowledge is assessed through assignments (individual and group) and tests (mid-term and End-term tests).

##### a. Assignment Rubric

The criteria of assignment according to Assignment Rubrics:

| No | Aspect<br>s  | Max.<br>score |
|----|--|---------------|
| 1  | <b>Finding the financial data:</b><br>a. Data collected from reputable sources, ie Indonesian Capital Market ( <a href="http://www.idx.co.id">www.idx.co.id</a> )<br>(Excellent = 3, Good = 2, Fair = 1) | 3             |



|   |  |   |
|---|--|---|
|   | <b>Finding the financial data:</b><br>b. Financial data is an audited Annual Report for the observed:<br>(Excellent = 3, Good = 2, Fair = 1)   | 3 |
| 2 | <b>Calculate data</b><br>a. Choose the correct formula<br>(Excellent = 3, Good = 2, Fair = 1)  | 3 |
|   | <b>Calculate data</b><br>b. Correct calculation and results<br>(Excellent = 3, Good = 2, Fair = 1)   | 3 |
| 3 | <b>Description of the calculation results</b><br>Make a description about the calculated result and explain the meaning of the calculation result<br>(Excellent = 3, Good = 2, Fair = 1) | 3 |
| 4 | <b>Conclusion</b><br>Make a conclusion including a suggestion for a better performance for the company according to the analysis<br>(Excellent = 3, Good = 2, Fair = 1)                  | 3 |
| 5 | <b>Assignment result paper</b><br>a. Systematic report<br>(Excellent = 3, Good = 2, Fair = 1)  | 3 |
|   | <b>Assignment result paper</b><br>b. Language use<br>(Excellent = 3, Good = 2, Fair = 1)   | 3 |
|   | <b>Assignment result paper</b><br>c. Presentations<br>(Excellent = 3, Good = 2, Fair = 1)  | 3 |

**b) test (mid-term and end-term tests)**

The criteria of mid-term and end-term tests in this course are:

1. The ability to give answers correctly according to the key and rubrics;
2. The ability to provide robust argumentation according to theory;
3. The ability to provide systematic explanations; and
4. The ability to apply the essential concepts in a particular situation comprehensively.

**B. Surabaya State University's Grading System**

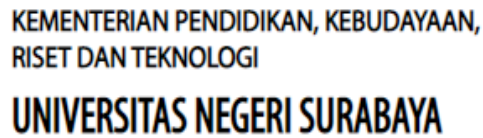
University students are considered to be competent and pass if at least get 40% of the maximum End-term grade. The End-term grade (NA) is calculated based on the following weight:

| <b>Assessment Components</b>                  | <b>Percentages</b> |
|---|--------------------|
| Participation (including attitudes/affective) | 20%                |
| Assignments                                   | 30%                |
| Mid-term test                                 | 20%                |
| end-term test                                 | 30%                |

**Scoring Conversion**

| <b>Scoring Intervals<br/>(out of 100)</b> | <b>Point</b> | <b>Grade</b> |
|---|--------------|--------------|
| 85 NA 100                                 | 4.00         | A            |
| 80 NA < 85                                | 3.75         | A-           |
| 75 NA < 80                                | 3.50         | B+           |
| 70 NA < 75                                | 3.00         | B            |
| 65 NA < 70                                | 2.75         | B-           |
| 60 NA < 65                                | 2.50         | C+           |
| 55 NA < 60                                | 2.00         | C            |
| 40 NA < 55                                | 1.00         | D            |
| 0 NA < 40                                 | 0            | E            |

### a. Sample of Student Attendance



## PRESENSI KULIAH

Mata Kuliah : Tari Jawa Timur Etnis Arek  
Kelas : 2018A  
Prodi : S1 Pendidikan Seni Drama, Tari Dan Musik

[illegible]

## b. Sample of Course Log Book



KEMENTERIAN PENDIDIKAN, KEBUDAYAAN, RISET, DAN  
TEKNOLOGI

UNIVERSITAS NEGERI SURABAYA

Kampus Ketintang  
Jalan Ketintang, Surabaya 60231  
T: +6231-8293484  
F: +6231-8293484  
laman: unesa.ac.id  
email : bakpk@unesa.ac.id

### Aktivitas Perkuliahan

Nama Matakuliah : Tari Jawa Timur Etnis Arek

Dosen : DJOKO TUTUKO (195807271987011002)

Kelas : 2018A

Jadwal & Ruang : T11.03.03 (08.40 - 10.20) R.

| No. | Tanggal    | Pertemuan      | Topik  | Peserta | Status    | Dosen        | Kesesuaian | Saran |
|-----|------------|----------------|--|---------|-----------|--------------|------------|-------|
| 1   | 29-08-2018 | Pertemuan ke 1 | 1) Pertunjukan Kesenian Ludruk<br>2) Latar belakang tari Ngremo Putra dan Beskalan Putri 3. Sinopsis tari Ngremo Putra dan tari Beskalan putri | 27      | Terjadwal | Djoko Tutuko |            |       |
| 2   | 05-09-2018 | Pertemuan ke 2 | 1) Wilayah Etnik Jawa Timur 2) Pertunjukan tari Ngremo Gaya Surabaya dan Gaya Jombang  | 27      | Terjadwal | Djoko Tutuko |            |       |
| 3   | 12-09-2018 | Pertemuan ke 3 | Gerak dasar tari Ngremo: gerak <i>iket, sabetan dan sikap tanjak gejug/gedrug</i>  | 27      | Terjadwal | Djoko Tutuko |            |       |
| 4   | 19-09-2018 | Pertemuan ke 4 | Gerak Tari Beskalan Putri ragam A 13 E   | 27      | Terjadwal | Djoko Tutuko |            |       |
| 5   | 26-09-2018 | Pertemuan ke 5 | Gerak Tari Beskalan Putri ragam A 13 E   | 27      | Terjadwal | Djoko Tutuko |            |       |

|    |            |                 |  |    |           |              |  |  |
|----|------------|-----------------|--|----|-----------|--------------|--|--|
| 6  | 03-10-2018 | Pertemuan ke 6  | Gerak Tari Beskalan Putri ragam A 13 E                 | 27 | Terjadwal | Djoko Tutuko |  |  |
| 7  | 10-10-2018 | Pertemuan ke 7  | Gerak Tari Beskalan Putri ragam A 13 E                 | 27 | Terjadwal | Djoko Tutuko |  |  |
| 8  | 17-10-2018 | Pertemuan ke 8  | Gerak Tari Beskalan Putri ragam A 13 E                 | 27 | Terjadwal | Djoko Tutuko |  |  |
| 9  | 24-10-2018 | Pertemuan ke 9  | UTS  | 27 | Terjadwal | Djoko Tutuko |  |  |
| 10 | 22-08-2018 | Pertemuan ke 10 | Gerak Tari Beskalan Putri ragam F 13 H<br>             | 27 | Terjadwal | Djoko Tutuko |  |  |
| 11 | 31-10-2018 | Pertemuan ke 11 | Gerak Tari Beskalan Putri ragam F 13 H                 | 27 | Terjadwal | Djoko Tutuko |  |  |
| 12 | 07-11-2018 | Pertemuan ke 12 | Gerak Tari Beskalan Putri ragam F 13 H                 | 27 | Terjadwal | Djoko Tutuko |  |  |
| 13 | 14-11-2018 | Pertemuan ke 13 | Pola Lantai Tari Kelompok                              | 27 | Terjadwal | Djoko Tutuko |  |  |
| 14 | 21-11-2018 | Pertemuan ke 14 | Pola Lantai Tari Kelompok dan Tes Harian               | 27 | Terjadwal | Djoko Tutuko |  |  |
| 15 | 28-11-2018 | Pertemuan ke 15 | Pemantapan Tari Beskalan dan Remo PutraRias dan Busana | 27 | Terjadwal | Djoko Tutuko |  |  |

### c. Sample of Mid-term Test



KEMENTERIAN RISET, TEKNOLOGI, DAN PENDIDIKAN TINGGI  
UNIVERSITAS NEGERI SURABAYA  
FAKULTAS BAHASA DAN SENI  
GOGUS PENJAMINAN MUTU

Kampus Utara Wetan Surabaya  
Telp: +62.31.7522876  
<http://www.unesa.ac.id>  
[www.fbs.unesa.ac.id](http://www.fbs.unesa.ac.id)

#### Instrumen Validasi Soal UTS Semester Gasal Tahun 2018/2019

Program Studi : S1 Pendidikan Seni Drama, Tari dan Musik  
Nama Mata Kuliah : TARI JAWA TIMUR ETNIS AREK  
Angkatan / Kode Mata Kuliah : 2018B  
Jumlah SKS : 2 SKS  
Dosen Pengampu : Dr. Trisakti, M.Si.  
Hari dan tanggal pelaksanaan : Rabu, 10 Oktober 2018  
Alokasi waktu pengerjaan : 100 menit

Berikan tanda  $\checkmark$  (*correct*) pada pilihan Ya/Ada atau Tidak!

| No                       | Uraian   | Pilihan |       |
|--------------------------|--|---------|-------|
|                          |  | Ya/Ada  | Tidak |
| <b>A. Ketentuan Umum</b> |  |         |       |
| 1.                       | Soal ditulis di atas kertas A4 dengan kertas ber kop surat jurusan/prodi                                       | ✓       |       |
| 2.                       | Soal ditulis dengan Huruf Times New Roman 12 (spasi 1/1,5/semuanyakun) / disesuaikan karakteristik mata kuliah | ✓       |       |
| <b>B. Identitas Soal</b> |  |         |       |
| 1.                       | UTS / UAS semester Ganap / Gasal Tahun   | ✓       |       |
| 2.                       | Nama mata kuliah   | ✓       |       |
| 3.                       | Angkatan   | ✓       |       |
| 4.                       | Kode mata kuliah   | ✓       |       |
| 5.                       | Jumlah SKS   | ✓       |       |
| 6.                       | Dosen Pengampu   | ✓       |       |
| 7.                       | Hari dan tanggal pelaksanaan   | ✓       |       |
| 8.                       | Alokasi waktu pengerjaan   | ✓       |       |
| <b>C. Perunjuk Soal</b>  |  |         |       |
| 1.                       | Perintah/petunjuk soal/prosedur kinerja  | ✓       |       |
| 2.                       | Kejelasan perintah/petunjuk pengerjaan soal/prosedur kinerja   | ✓       |       |
| <b>D. Isi Soal</b>       |  |         |       |
| 1.                       | Kesesuaian isi soal dengan materi RPS  | ✓       |       |
| 2.                       | Keruntutan soal sesuai dengan urutan materi RPS  | ✓       |       |
| 3.                       | Kesesuaian jumlah soal dengan alokasi waktu  | ✓       |       |
| <b>E. Bahasa</b>         |  |         |       |
| 1.                       | Bahasa yang digunakan komunikatif  | ✓       |       |
| 2.                       | Menggunakan istilah-istilah teknis keilmuan  | ✓       |       |
| <b>F. Penilaian</b>      |  |         |       |
| 1.                       | Rubrik / kriteria penilaian  | ✓       |       |
| 2.                       | Kunci jawaban / rambu-rambu kunci jawaban (pada lampiran terpisah dan ditunjukkan saja kepada validator)       | ✓       |       |

#### Keterangan:

- Tanda  $\checkmark$  Coret yang tidak perlu ; Instrumen Validasi disetujui RPS ; Validasi boleh dilakukan lebih dari satu kali sampai kriteria pilihan semuanya Ya/Ada ; Soal layak untuk digunakan jika semua pilihan dinyatakan Ya/Ada dan telah ditandatangani Validator (UPM) ; Soal layak diberikan dengan paraf Validator (UPM) pada bagian bawah kanan tiap lembar soal dan tetap digunakan jika ada ditanggul oleh dosen pengampu mata kuliah ke kelas KEKAD-UNESA.
- Soal yang telah ditandatangani Validator (UPM) dan diteliti oleh Ketua GPM digunakan sebagai acuan jurusan/prodi

Mengetahui,  
Ketua GPM FBS

Dr. Trisakti, M.Si.  
NIP. 196509281991032001

Surabaya, 1 Oktober 2018  
Validator (UPM) Jurusan Sendratasik

Dhani Kristiandri, S.Pd, M.Sn.  
NIP. 197903102005011004



=====

**Ujian Tengah Semester Gasal Tahun 2018/2019**

Program Studi : Pendidikan Sendratasik  
Nama mata kuliah : Tari Jawa Timur Etnik Arek  
Angkatan : 2018  
Jumlah SKS : 2 SKS  
Dosen Pengampu : Dr. Trisakti, M.Si / Drs. Djoko Tunako, M.Sn  
Hari dan tanggal pelaksanaan : Rabu, 10 Oktober 2018  
Alokasi waktu pengerjaan : 100 menit

**Tes Praktek**

**Prosedur:**

Lakukan gerak tari Remo Sanggit (gaya Surabaya) dari gerak awal sampai akhir dengan baik.

**Rubrik Penilaian**

| No                            | Kriteria | Bobot | Skor |   |   |   | Jumlah |
|-------------------------------|----------|-------|------|---|---|---|--------|
|                               |          |       | 1    | 2 | 3 | 4 |        |
| 1                             | Winga    | 4     |      |   |   |   |        |
| 2                             | Wirama   | 3     |      |   |   |   |        |
| 3                             | Wirasa   | 3     |      |   |   |   |        |
| Jumlah                        |          |       |      |   |   |   |        |
| Nilai Akhir (Jumlah :40) x 10 |          |       |      |   |   |   |        |

**Keterangan:**

Skor 4 : Gerak dilakukan dengan baik dan tepat

Skor 3 : Gerak dilakukan dengan baik tetapi masih ada yang kurang tepat

Skor 2 : Gerak dilakukan kurang baik dan kurang tepat

Skor 1 : Gerak dilakukan kurang baik dan belum tepat

**Keterangan Kreteria Penilaian**

1. Kriteria Winga jika mahasiswa dapat melakukan gerak tari Remo Sanggit mulai dari gerak awal hingga akhir dengan benar (*runut*) dan teknik tepat.
2. Kriteria Wirama jika mahasiswa dapat melakukan gerak tari Remo Sanggit mulai dari gerak awal hingga akhir dengan benar (*runut*) dan teknik tepat serta tepat dalam irama.
3. Wirasa jika mahasiswa dapat melakukan gerak tari Remo Sanggit mulai dari gerak awal hingga akhir dengan benar (*runut*), teknik tepat irama tepat dan dilakukan dengan ekspresi yang tepat.

Paraf Validasi :

#### d. Sample of End-term Test



KEMENTERIAN RISET, TEKNOLOGI, DAN PENDIDIKAN TINGGI  
UNIVERSITAS NEGERI SURABAYA  
FAKULTAS BAHASA DAN SENI  
GUGUS PENJAMINAN MUTU

Kampus Utara Widyadarmas Surabaya  
Telp: +62 31 7522876  
[info@unesa.ac.id](mailto:info@unesa.ac.id)  
[www.fbs.unesa.ac.id](http://www.fbs.unesa.ac.id)

##### Instrumen Validasi Soal UAS Semester Gasal Tahun 2018/2019

Program Studi : S1 Pendidikan Seni Drama, Tari dan Musik  
Nama Mata Kuliah : TARI JAWA TIMUR ETNIS AREK  
Angkatan / Kode Mata Kuliah : 2018B  
Jumlah SKS : 2 SKS  
Dosen Pengampu : Dr. Trisakti, M.Si.  
Hari dan tanggal pelaksanaan : Rabu, 19 Desember 2018  
Alokasi waktu pengerjaan : 100 menit

Berikan tanda ✓ (*correct*) pada pilihan Ya/Ada atau Tidak!

| No        | Uraian   | Pilihan |       |
|-----------|--|---------|-------|
|           |  | Ya/Ada  | Tidak |
| <b>A.</b> | <b>Ketentuan Umum</b>  |         |       |
| 1.        | Soal ditulis di atas kertas A4 dengan kertas ber kop surat jurusan/prodi                                       | ✓       |       |
| 2.        | Soal ditulis dengan Huruf Times New Roman 12 (opsi 1/1,5/menyesuaikan) / disesuaikan karakteristik mata kuliah | ✓       |       |
| <b>B.</b> | <b>Identitas Soal</b>  |         |       |
| 1.        | UTS / UAS semester Genap / Gasal Tahun   | ✓       |       |
| 2.        | Nama mata kuliah   | ✓       |       |
| 3.        | Angkatan   | ✓       |       |
| 4.        | Kode mata kuliah   | ✓       |       |
| 5.        | Jumlah SKS   | ✓       |       |
| 6.        | Dosen Pengampu   | ✓       |       |
| 7.        | Hari dan tanggal pelaksanaan   | ✓       |       |
| 8.        | Alokasi waktu pengerjaan   | ✓       |       |
| <b>C.</b> | <b>Petunjuk Soal</b>   |         |       |
| 1.        | Perintah/petunjuk soal/prosedur kinerja  | ✓       |       |
| 2.        | Kejelasan perintah/petunjuk pengerjaan soal/prosedur kinerja   | ✓       |       |
| <b>D.</b> | <b>Isi Soal</b>  |         |       |
| 1.        | Kesesuaian isi soal dengan materi RPS  | ✓       |       |
| 2.        | Keruntutan soal sesuai dengan urutan materi RPS  | ✓       |       |
| 3.        | Kesesuaian jumlah soal dengan alokasi waktu  | ✓       |       |
| <b>E.</b> | <b>Bahasa</b>  |         |       |
| 1.        | Bahasa yang digunakan komunikatif  | ✓       |       |
| 2.        | Menggunakan istilah-istilah teknis kehumasan   | ✓       |       |
| <b>F.</b> | <b>Penilaian</b>   |         |       |
| 1.        | Rubrik / kriteria penilaian  | ✓       |       |
| 2.        | Kunci jawaban / rambu-rambu kunci jawaban (pada lampiran terpisah dan dirumuskan saja kepada validator)        | ✓       |       |

Keterangan:  
- Tanda ✓/Correct yang tidak perlu; Instrumen Validasi disertai RPS; Validasi boleh dilakukan lebih dari satu kali sampai kriteria pilihan sempurna  
Ya/Ada; Soal layak untuk digunakan jika semua pilihan dinyatakan Ya/Ada dan telah ditandatangani Validator (UPM); Soal layak digunakan dengan paraf Validator (UPM) pada bagian bawah kanan tiap lembar soal dan siap digunakan ujian serta disimpan oleh dosen pengampu mata kuliah ke lamar SIACAD UNESA.  
- Soal yang telah ditandatangani Validator (UPM) dan diketahui oleh Ketua GPM digunakan sebagai arsip jurusan/prodi

Mengetahui,  
Ketua GPM FBS

Dr. Trisakti, M.Si.  
NIP. 196509281991032001

Surabaya, 3 Desember 2018  
Validator (UPM) Jurusan Sendratasik

Dhani Kristiandri, S.Pd, M.Sn.  
NIP. 197903102005011004





=====

**Ujian Akhir Semester Gasal Tahun 2018/2019**

Program Studi : Pendidikan Sendratasik  
Nama mata kuliah : Tari Jawa Timur Etnik Arek  
Angkatan : 2018  
Jumlah SKS : 2 SKS  
Dosen Pengampu : Dr. Trisakti, M.Si  
Alokasi waktu pengerjaan : 100 menit

**Tes Praktek**

**Prosedur:**

Pilih salah satu materi dengan kelompok saudara (ditentukan pada akhir perkuliahan)

1. Lakukan gerak tari Remo Sanggit (gaya Surabaya) dari gerak awal sampai akhir secara berkelompok dengan menggunakan komposisi/pola lantai.
2. Lakukan gerak tari Beksalan Putri (gaya Malang) dari gerak awal sampai akhir secara berkelompok dengan menggunakan komposisi/pola lantai.

**Rubrik Penilaian**

| No                              | Kriteria | Bobot | Skor |   |   |   | Jumlah |
|---------------------------------|----------|-------|------|---|---|---|--------|
|                                 |          |       | 1    | 2 | 3 | 4 |        |
| 1                               | Wirago   | 2     |      |   |   |   |        |
| 2                               | Wirama   | 2     |      |   |   |   |        |
| 3                               | Wirasa   | 2     |      |   |   |   |        |
| 4                               | Harmoni  | 4     |      |   |   |   |        |
| Jumlah                          |          |       |      |   |   |   |        |
| Nilai Akhir ( Jumlah :40 ) x 10 |          |       |      |   |   |   |        |

**Keterangan:**

Skor 4 : Gerak dilakukan dengan baik dan tepat

Skor 3 : Gerak dilakukan dengan baik tetapi masih ada yang kurang tepat

Skor 2 : Gerak dilakukan kurang baik dan kurang tepat

Skor 1 : Gerak dilakukan kurang baik dan belum tepat

**Keterangan Kreteria Penilaian**

1. Kriteria Wiraga jika mahasiswa dapat melakukan gerak tari Remo Sanggit mulai dari gerak awal hingga akhir dengan benar (runtut) dan teknik tepat.
2. Kriteria Wirama jika mahasiswa dapat melakukan gerak tari Remo Sanggit mulai dari gerak awal hingga akhir dengan benar (runtut) dan teknik tepat serta tepat dalam iramanya.
3. Wirasa jika mahasiswa dapat melakukan gerak tari Remo Sanggit mulai dari gerak awal hingga akhir dengan benar (runtut), teknik tepat irama tepat dan dilakukan dengan ekspresi yang tepat.
4. Harmoni jika mahasiswa secara kelompok dapat melakukan gerak secara kompak, serasi dan tepat dalam pola lantainya.

Paraf Validator :

**e. Sample of Student's Answer to Assignment, Mid-term, and End-term Test**

The results of student performance in the form of a photo display:



Figure E.1. Picture of a performance photo in the Arek East Java Dance lecture room, Building T11, Faculty of Languages and Arts, UNESA.





