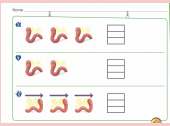




## September 16th-20th Kindergarten Lesson Plans

## Nyquist Elementary, Honek

Date/Subject 9/16-9/20	Hand-Writing: -Letters F-J -Holding a pencil -Tracing a line and a curve	Reading -Back to School Stories -Letters F-J -Sight Word for week "can"	Math -Numbers 10-14 -Count to 10	Sight Word Books  Word: "can" Review Word: "I"	Journal/Writing -Students draw/write in the box. If they want you to write something, put in in the lines for them.	Other -Rules and Routines, Bus Safety, How to use tools in Kindergarten (wet glue, scissors, hold a pencil, etc.)
<b>Monday 9/16</b>  Morning song <a href="#">Start the Day Song   Good Morning Song Jack Hartmann - YouTube</a>	Ff <a href="https://www.youtube.com/watch?v=PzKO-VSZPd4">https://www.youtube.com/watch?v=PzKO-VSZPd4</a>  Name Writing	Listen to: "Zero the Hero!" Story  Introducing Zero the Hero! <a href="#">Zero the Hero with Dr. Jean + Download</a>  For Centers: Letters Ff  1. Uppercase Letter Hunt 2. "Ff" Hat 3. Color Ff 4. Small Group  - introduce parts of a book	Number 10 Video: <a href="https://www.youtube.com/watch?v=OzVLWGali7g">https://www.youtube.com/watch?v=OzVLWGali7g</a>  Zero the Hero!  Make an anchor chart (Math Talk)  Do ten jumping jacks!  Zero the hero puppets	Zero the Hero activity <a href="https://drive.google.com/file/d/1eobh8CT_Yuamth5t8OxDH_RBwRh6YQpxC/view?usp=sharing">https://drive.google.com/file/d/1eobh8CT_Yuamth5t8OxDH_RBwRh6YQpxC/view?usp=sharing</a>	Shared Writing	Specialists - music/ P.E.  Sensory Bin: Spaghetti with numbers 0-10 to practice counting and matching <a href="#">SpaghettiwiththeYetiFREEBIE-1.pdf</a>  Zero the Hero Paper Bag Puppets <a href="#">ZerotheHeroPuppet-1.pdf</a>  Rest Time Music <a href="https://www.youtube.com/watch?v=g8NVwNO_mks">https://www.youtube.com/watch?v=g8NVwNO_mks</a>  Goodbye Song: <a href="https://www.youtube.com/watch?v=DuwTW6DzObs">https://www.youtube.com/watch?v=DuwTW6DzObs</a>
<b>Tuesday 9/17</b>  Morning song <a href="#">Start the Day Song   Good Morning Song Jack Hartmann - YouTube</a>	Gg  Name Writing  Pencil Grip	Listen to: Miss Bindergarten Gets Ready for Kindergarten <a href="#">Miss Bindergarten Gets Ready for Kindergarten w/ Music &amp; EFX</a>  Reading: "Spaghetti with the Yeti" <a href="#">SPAGHETTI WITH THE YETI   Teacher Read Aloud</a>  For Centers: Letters Gg	Number 11  Make an anchor chart (Math Talk) <a href="#">I Can Show the Number 11 In So Many Ways   Jack Hartmann</a> 11 jumping jacks	can  <ul style="list-style-type: none"> <li>What can you do? I can.....</li> </ul>	Teach: shared writing/ draw and write more	Sensory Bin: Spaghetti with numbers 0-10 to practice counting and matching <a href="https://drive.google.com/file/d/1wJGdRTdd95YZFckoh-ydr_wPuc1gVkpM/view?usp=sharing">https://drive.google.com/file/d/1wJGdRTdd95YZFckoh-ydr_wPuc1gVkpM/view?usp=sharing</a>  On Top of Spaghetti Song: <a href="https://www.youtube.com/watch?v=yU2GqcjJcdM">https://www.youtube.com/watch?v=yU2GqcjJcdM</a>  Rest Time Music <a href="https://www.youtube.com/watch?v=g8NVwNO_mks">https://www.youtube.com/watch?v=g8NVwNO_mks</a>

		1. Uppercase Letter Hunt 2. "Gg" Hat 3. ColorGg 4. Small Group  Alphabet Song <a href="#">The Alphabet Song: Classic ABC Song</a>  •				Goodbye Song: <a href="https://www.youtube.com/watch?v=DuwTW6DzObs">https://www.youtube.com/watch?v=DuwTW6DzObs</a>
<b>Wednesday 9/18</b>  Morning song <a href="#">Start the Day Song   Good Morning Song Jack Hartmann - YouTube</a>	Hh <a href="#">The Letter H   Alphabet A-Z   Jack Hartmann Alphabet Song</a>  Name Writing	<ul style="list-style-type: none"> <li><b>Read Big Book: Animal Babies ABCs</b></li> </ul> ABC bootcamp Letter H  Literacy Centers: Magnetic Letters Sort by Feature  Partner reading: letter H book  Alphabet Song <a href="#">The Alphabet Song (slower &amp; lower case)</a>	Number 12  Anchor Chart (Math Talk)  12 jumping jacks  Envisions Math Lesson 1-1 Count 1, 2, and 3 Pages 7-10; do 7 & 8 together on board  NEED: 2 counters each from Math Closet  Links in detailed lesson plan below  	can	Telling stories from pictures	Specialists - Computer/ Library  Sensory Bin: Spaghetti with numbers 0-10 to practice counting and matching  Sort and Classify Animals by attributes Print pages 15, 16, and 18 for each child <a href="#">ANIMALUNITACTIVITIESPRINTABLESPreKinderKindergartenworksheets-1.pdf</a>  Rest Time Music <a href="https://www.youtube.com/watch?v=g8NVwNO_mks">https://www.youtube.com/watch?v=g8NVwNO_mks</a>  Goodbye Song: <a href="https://www.youtube.com/watch?v=DuwTW6DzObs">https://www.youtube.com/watch?v=DuwTW6DzObs</a>
<b>Thursday 9/19</b>  Morning song <a href="#">Start the Day Song   Good</a>	Pencil Grip  Practice Name Writing  Ii	<ul style="list-style-type: none"> <li><b>ReRead Big Book: Animal Babies ABCs</b></li> </ul> ABC bootcamp letter I	Number 13 Anchor Chart (Math Talk)  13 jumping jacks	Sight word "Can" build it worksheet	Writing stamina	Specialists - Music/ Library  Sensory Bin: Spaghetti with numbers 0-10 to practice counting and matching  Animal Alphabet Puzzles

<a href="#">Morning Song Jack Hartmann - YouTube</a>	<a href="#">The Letter I   Alphabet A-Z   Jack Hartmann Alphabet Song   Let's Learn From A-Z</a>	Literacy centers mini lesson: Am I Done? Adding your name and where does it go?  Reading stamina				<a href="#">ANIMALUNITACTIVITIESPRINTABLESPreKinderKindergartenworksheets-1.pdf</a> Print pages 19-27 for each child, also need a plastic baggie to store, and scissors to cut  Rest Time Music <a href="https://www.youtube.com/watch?v=g8NVwNO_mks">https://www.youtube.com/watch?v=g8NVwNO_mks</a>  Goodbye Song: <a href="https://www.youtube.com/watch?v=DuwTW6DzObs">https://www.youtube.com/watch?v=DuwTW6DzObs</a>
Friday 9/20 5 Senses Discovery Friday  Morning song <a href="#">Start the Day Song   Good Morning Song Jack Hartmann - YouTube</a>	Pencil Grip  Name Writing  Jj	ABC bootcamp J  Literacy Centers: Am I Done? Checking your work		<a href="#">Learn About Your Five Senses with Pete the Cat!</a>		Specialists - music/ P.E.  Sensory Bin: Spaghetti with numbers 0-10 to practice counting and matching  Rest Time Music <a href="https://www.youtube.com/watch?v=g8NVwNO_mks">https://www.youtube.com/watch?v=g8NVwNO_mks</a>  Goodbye Song: <a href="https://www.youtube.com/watch?v=DuwTW6DzObs">https://www.youtube.com/watch?v=DuwTW6DzObs</a>

See Detailed Sub Plans on the Following Pages

Monday 9/18/22 Sub Plans:

### **Mrs. Honek's Kindergarten Schedule with Sub Plans**

**7:45-8:15** Students Arrive/Breakfast/Morning Work/Announcements/Fill Water Bottles

**8:15-8:30**

- Greet the students and give directions to use the bathroom, fill water bottles, and turn in any folders/supplies when they get here.
- Announcements begin at 8:20. Please take attendance and submit it immediately before or after announcements.

- There is a dry erase pocket folder in each desk where s/he will practice name writing. On the other side, students will practice the letter Aa with dry-erase. Then they will take out the sheet, write name on it, and practice tracing and writing the letter. This can go home and the next one will be for tomorrow.
- Start day with a song! Morning song [Start the Day Song | Good Morning Song Jack Hartmann - YouTube](#)

### **8:30-9:10 Morning Meeting:**

- **Morning Meeting Activities (in sub folder) "September Week 3: Monday"**
- **Introduce letter of the day: and word of the week: "can" (see music folder for the song)**
- **Go through jobs for the (day or week, you decide which you prefer!)**
- **Read "Zero the Hero"**
- **"Zero the Hero" Song**

### **9:10-9:30 Free Choice/Play Break**

### **9:35-10:30 Reading**

- **Read Henry B. Wigglebottom Learns to Listen**
- **Parts of a Book: Cover, Title, author,**
- **letter "Ff" Let's say it together! /f/, /f/,F!**
- **Play "letter Ff" song on Smartboard HeidiSongs**
- **Letter Ff Anchor Chart**
- **Explain Centers: We are going to have 3 centers today! We will make a "Letter Ff" hat, paint the letter Ff, and color a letter Ff reader! We will have groups of three and four. Look at the names on the color chart! You will first do the assigned activity at the table, and if you finish before it is time to switch, you can go to the other area (dramatic play, read to self, sensory bin, and write the room)**
- **You will have to look at the time to see how many minutes the kids can take at each center.**
- **Timers:**

### **10:30-10:35 Bathroom Break/Get ready for lunch**

- **If work is not complete at this time, collect it and have students finish at rest time.**
- **Those who are finished (adult approved and starred) can put it in their mailbox to go home**

**10:40-11:20** Lunch/Recess (you will stay in the lunchroom and monitor/help students open milk etc. students --your lunchtime begins at 10:50)

**11:20-11:25** Bathroom Break/Water Break

**11:25-12:10** Writer's Workshop

- First go through Calendar and journals for the day. You can do this together as a class. We are writing "I can" statements. You can write "I can on the board and have students copy it and you can help them complete the sentence by writing the next part for them. They can then draw a picture to match!
- 
- **12:10-1:00** Specialist Classes: During this time, you can:

Specials: Monday: Music/Phy Ed Tuesday: Phy Ed/Computer Wednesday: Computer/Library Thursday: Music/Library Friday: Music/Phy Ed

- Set up the Craft for the Day: Zero the Hero Puppet
- Set up mats around the classroom for rest time. Students have the choice of taking 2 books and "reading" during that time, or actually napping. Therefore, it is sometimes best to have students who want to nap in the darker portion of the classroom. You can pull one or both of the shades and put on rest time music from the computer. Link to Rest Time Music [https://www.youtubekids.com/watch?v=g8NVwNO\\_mks](https://www.youtubekids.com/watch?v=g8NVwNO_mks)
- Plan who will be pulled and worked with at rest time. If there is no unfinished "work" for students, have the "Shoe Tying" activity out and an adult should pull and do this with the students. There is a chart with this activity in your sub folder---once students have successfully tied the shoe three times without help, they will get a shoe tying certificate.

**1:00-1:30** Math: Math Talk number 10 (Anchor Chart); Introduce Zero the Hero!! if time, give everyone a playdough and have them form the number 10! Use the small white board to demonstrate how to write it. Pick at least one of the sheets to complete with students (depending on time). If someone finishes early, s/he can do another one!

**"Zero the Hero" Puppet**

**1:30-2:00** Rest Time and Interventions/Small Groups: pull to complete the centers and work for the day; however, if you are finished with all of your small groups, you can test them on ESGI. Of course, we also have shoe tying for your para(s) to work on with students. ESGI link: <https://www.esgisoftware.com/> Username: jenniferhonek Password: kindergarten

- 2:00-2:35** Bathroom Break/Snack/**pack bags**
- 2:35-2:55** Large Motor Play (usually outdoors)
- 2:55-3:05** Daily Wrap-up/Goodbye Song
- Review what students learned
  - Goodbye Song: <https://www.youtubekids.com/watch?v=DuwTW6DzObs>
  - Check for passes attached to door frame; Walk students to buses by bus number
- 3:05-3:10** Check for passes attached to door frame
- Walk students to buses by bus number

Tuesday 9/20/22 Sub Plans:

**Mrs. Honek's Kindergarten Schedule with Sub Plans**

**7:45-8:15** Students Arrive/Breakfast/Morning Work/Announcements/Fill Water Bottles

**8:15-8:30**

- Greet the students and give directions to use the bathroom, fill water bottles, and turn in any folders/supplies when they get here.
- Announcements begin at 8:20. Please take attendance and submit it immediately before or after announcements.
- There is a dry erase pocket folder in each desk where s/he will practice name writing. On the other side, students will practice the letter Gg with dry-erase. Then they will take out the sheet, write name on it, and practice tracing and writing the letter. This can go home and the next one will be for tomorrow.
- Start day with a song! Morning song [Start the Day Song | Good Morning Song Jack Hartmann - YouTube](#)

**8:30-9:00** Morning Meeting:



- Morning Meeting Activities
- Letter of the Day: Gg Word: “can”
- Jobs
- Story, if time: Ms. Bindergarten Gets Ready for Kindergarten (This book is in the clear book container behind your desk next to the treasure chest) <https://www.youtubekids.com/watch?v=5GbmGJan6FI>

**9:00-9:20 Free Choice/Play Break**

**9:20-10:30 Reading**

- Read Spaghetti with a Yeti [SPAGHETTI WITH THE YETI | Teacher Read Aloud](#) (I do not have a hard copy of this book, but you can pause the video, OR mute the video and read it yourself.)
- Listen for Rhyme (stop and point out rhyming words; encourage students to listen for those words)
- Sheet: “What Would You Feed the Yeti?”
- letter “Gg” Let’s say it together! /g/, /g/,G!
- Play “letter Gg” song on Smartboard <https://youtu.be/39prtfpkRkU>
- Letter Ff Anchor Chart
- Centers:
  - Letter Ff Hat
  - Letter Ff Painting
  - Letter Ff Reader
  - Small Group with Mrs. Mueller (continue with alphabet book)
- Timers: <https://www.youtubekids.com/search?q=timer>

**10:30-10:35 Bathroom Break/Get ready for lunch**

- If work is not complete at this time, collect it and have students finish at rest time.
- Those who are finished (adult approved and starred) can put it in their mailbox to go home

**10:45-11:20 Lunch/Recess** (you will stay in the lunchroom and monitor/help students open milk etc. students --your lunchtime begins at 10:50)

**11:20-11:25 Bathroom Break/Water Break**

**11:25-12:10 Writer’s Workshop**

**12:10-1:00** Specialist Classes: During this time, you can: Today is art from 12:10-12:59. The class will need a bathroom break at 1:00 (we go to the bathrooms by the District Office)

Specials: Monday: Music/Phy Ed Tuesday: Phy Ed/Computer Wednesday: Computer/Library Thursday: Music/Library Friday: Music/Phy Ed

- Set up mats around the classroom for rest time. Students have the choice of taking 2 books and "reading" during that time, or actually napping. Therefore, it is sometimes best to have students who want to nap in the darker portion of the classroom. You can pull one or both of the shades and put on rest time music from the computer. Link to Rest Time Music [https://www.youtubekids.com/watch?v=g8NVwNO\\_mks](https://www.youtubekids.com/watch?v=g8NVwNO_mks)
- Plan who will be pulled and worked with at rest time. If there is no unfinished "work" for students, have the "Shoe Tying" activity out and an adult should pull and do this with the students. There is a chart with this activity in your sub folder---once students have successfully tied the shoe three times without help, they will get a shoe tying certificate.
- Check backpacks
- Get ready for next day/make copies etc.

**1:00-1:30** Math

**1:45-2:00** Complete the centers and work for the day; however, if you are finished with all of your small groups, you can test them on ESGI. Of course, we also have shoe tying for to work on with students. ESGI link: <https://www.esgisoftware.com/>  
Username: jenniferhonek Password: kindergarten

**2:00-2:35** Bathroom Break/Snack/pack bags

**2:35-2:55** Large Motor Play (usually outdoors)

**2:55-3:05** Daily Wrap-up/Goodbye Song

- Review what students learned
- Goodbye Song: <https://www.youtubekids.com/watch?v=DuwTW6DzObs>
- Check for passes attached to door frame; Walk students to buses by bus number

**3:05-3:10** Check for passes attached to door frame

Walk students to buses by bus number



'Wednesday 9/21/22 Sub Plans

**Mrs. Honek's Kindergarten Schedule with Sub Plans**

**7:45-8:15**      Students Arrive/Breakfast/Morning Work/Announcements/Fill Water Bottles

**8:15-8:30**

- Greet the students and give directions to use the bathroom, fill water bottles, and turn in any folders/supplies when they get here.
- Announcements begin at 8:20. Please take attendance and submit it immediately before or after announcements.
- There is a dry erase pocket folder in each desk where s/he will practice name writing. On the other side, students will practice the letter Hh with dry-erase. Then they will take out the sheet, write name on it, and practice tracing and writing the letter. This can go home and the next one will be for tomorrow.
- Start day with a song! Morning song [Start the Day Song | Good Morning Song Jack Hartmann - YouTube](#)

**8:30-9:10**      **Morning Meeting:**

- Morning Meeting Activities (in sub folder: "September Week 3: Wednesday")
- Introduce letter of the day:Hh and word of the week: "can" (see music folder for the song)
- Go through jobs for the (day or week, you decide which you prefer!)
- Calendar/Journal
  - Go though Date/Day of the week and weather
  - Have students write an "I can" statement in their journal. They should copy the words "I can" from the board and you will write the rest for them, they will trace what you write with marker.

**9:10-9:30 Free Choice/Play Break**

**9:35-10:30 Reading**

- Read Big Book: Animal Babies ABCs (In wooden shelf that has the built in white board/reading area)
- Parts of a Book: What kind of animal do I see on the cover? I wonder what this book will be about? I *predict* it will be about animal babies.
- letter "Hh" Let's say it together! (put hand in front of mouth and blow on the hand to show what the sound feels like /h/, /h/,H!
- Play "letter Hh" song on Smartboard [The Letter H | Alphabet A-Z | Jack Hartmann Alphabet Song](#)
- Letter Hh Anchor Chart
- Centers:
  - Letter Hh Hat
  - Letter Hh Reader
  - Painting OR Coloring
  - Guided Reading
- Timers: <https://www.youtube.com/search?q=timer>

**10:30-10:35 Bathroom Break/Get ready for lunch**

- If work is not complete at this time, collect it and have students finish at rest time.
- Those who are finished (adult approved and starred) can put it in their mailbox to go home

**10:45-11:20** Lunch/Recess (you will stay in the lunchroom and monitor/help students open milk etc. students --your lunchtime begins at 10:50)

**11:20-11:25** Bathroom Break/Water Break

**11:25-12:10 Math**

- Give 5 minutes to finish journals, if needed.
- Math Talk number 12 (Anchor Chart)

**12:10-1:00** Specialist Classes: During this time, you can:

Specials: Monday: Music/Phy Ed Tuesday: Phy Ed/Computer Wednesday: Computer/Library Thursday: Music/Library Friday: Music/Phy Ed

- Set up the *Game/Activity/or Craft for the Day*: Animal Sort and Classify: Print pages 15, 16, and 18. Students can color pg 18 and cut out the animals to sort them by 2 legs and 4 legs. What other ways could we sort these animals? Link to Google Doc:
- Set up mats around the classroom for rest time. Students have the choice of taking 2 books and "reading" during that time, or actually napping. Therefore, it is sometimes best to have students who want to nap in the darker portion of the classroom. You can pull one or both of the shades and put on rest time music from the computer. Link to Rest Time Music [https://www.youtubekids.com/watch?v=g8NVwNO\\_mks](https://www.youtubekids.com/watch?v=g8NVwNO_mks)
- Plan who will be pulled and worked with at rest time. If there is no unfinished "work" for students, have the "Shoe Tying" activity out and an adult should pull and do this with the students. There is a chart with this activity in your sub folder---once students have successfully tied the shoe three times without help, they will get a shoe tying certificate.

**1:15-1:30** **Game/Activity/Craft:** Animal Sort and Classify: Pages 15, 16, and 18. Students can color pg 18 and cut out the animals to sort them by 2 legs and 4 legs. What other ways could we sort these animals?

**1:30-2:00** **Rest Time and Interventions/Small Groups:** pull to complete the centers and work for the day; however, if you are finished with all of your small groups, you can test them on ESGI. Of course, we also have shoe tying for your para(s) to work on with students. ESGI link: <https://www.esgisoftware.com/> Username: jenniferhonek Password: kindergarten

**2:00-2:35** Bathroom Break/Snack/pack bags

- 2:35-2:55 Large Motor Play (usually outdoors)
- 2:55-3:05 Daily Wrap-up/Goodbye Song
- Review what students learned
  - Goodbye Song: <https://www.youtube.com/watch?v=DuwTW6DzObs>
  - Check for passes attached to door frame; Walk students to buses by bus number
- 3:05-3:10 Check for passes attached to door frame, Walk students to buses by bus number

Thursday 9/22/22 Sub Plans

### **Mrs. Honek's Kindergarten Schedule with Sub Plans**

**7:45-8:15** Students Arrive/Breakfast/Morning Work/Announcements/Fill Water Bottles

**8:15-8:30**

- Greet the students and give directions to use the bathroom, fill water bottles, and turn in any folders/supplies when they get here.
- Announcements begin at 8:20. Please take attendance and submit it immediately before or after announcements.
- A review letter booklet from yesterday will be on student desks to work on as they come in and wait for announcements
- Start day with a song! Morning song [Start the Day Song](#) | [Good Morning Song Jack Hartmann](#) - YouTube

**8:30-9:10 Morning Meeting:**

- Morning Meeting Activities (in sub folder: "September Week 3: Thursday")
- Introduce letter of the day: **l** and word of the week: "I" (see music folder for the song)
- Go through jobs for the (day or week, you decide which you prefer!)

- Calendar/Journal
  - Go though Date/Day of the week and weather
  - Have students write an "I" statement in their journal. They should copy the words "I" from the board and you will write the rest for them, they will trace what you write with marker.

9:10-9:30 Free Choice/Play Break

9:35-10:30 Reading

- Read Big Book: Animal Baby ABCs (In wooden shelf that has the built in white board/reading area)
- Discuss what types of animals they saw. What is your favorite animal? Did you hear a pattern in the story? Could you predict what was going to happen next? Point out the back pages, including the index. Why do you think the author included these pages in the book?
- letter "li" Let's say it together! (raise eyebrows and point up with pinky) /i/, /i/, I!
- Play "letter li" song on Smartboard [The Letter I | Alphabet A-Z | Jack Hartmann Alphabet Song | Let's Learn From A-Z](#)
- Letter li Anchor Chart
- Centers:
  - Letter Ii Hat
  - Letter Ii Reader
  - Painting OR Coloring
  - Guided Reading
- Timers: <https://www.youtube.com/search?q=timer>

10:30-10:35 Bathroom Break/Get ready for lunch

- If work is not complete at this time, collect it and have students finish at rest time.
- Those who are finished (adult approved and starred) can put it in their mailbox to go home

10:45-11:20 Lunch/Recess (you will stay in the lunchroom and monitor/help students open milk etc. students --your lunchtime begins at 10:50)

11:20-11:25 Bathroom Break/Water Break

**11:25-11:50 All About Me Bags** Use poster paper to write about Talia as she tells about herself. Students can ask her questions

**IF TIME: Game/Activity/Craft: Animal Alphabet Puzzles (pgs 19-27) 1 set per student**

**12:20-1:15 Specialist Classes:** During this time, you can:

**Specials:** Monday: Music/Phy Ed Tuesday: Phy Ed/Computer Wednesday: Computer/Library Thursday: Music/Library Friday: Music/Phy Ed

- Set up the Game/Activity/or Craft for the Day: Animal Alphabet puzzles; you will need to print out pgs 19-27 for each student; each will need a ziplock baggie: Students will cut on the lines to separate the puzzle pieces and it will go in the baggie to take home and practice.
- Set up mats around the classroom for rest time. Students have the choice of taking 2 books and "reading" during that time, or actually napping. Therefore, it is sometimes best to have students who want to nap in the darker portion of the classroom. You can pull one or both of the shades and put on rest time music from the computer. Link to Rest Time Music [https://www.youtubekids.com/watch?v=g8NVwNO\\_mks](https://www.youtubekids.com/watch?v=g8NVwNO_mks)
- Plan who will be pulled and worked with at rest time. If there is no unfinished "work" for students, have the "Shoe Tying" activity out and an adult should pull and do this with the students. There is a chart with this activity in your sub folder---once students have successfully tied the shoe three times without help, they will get a shoe tying certificate.

**12:50-1:30 Math**

- Give 5 minutes to finish journals, if needed.
- Math Talk number 12 (Anchor Chart)
- Begin Envisions Math Lesson 1-1 Count 1, 2, and 3
  - Envisions Math: <https://sso.rumba.pk12ls.com/sso/login?profile=realize>
  - User name: [jhonek@isle.k12.mn.us](mailto:jhonek@isle.k12.mn.us)
  - Password: kindergarten125
  - Do the "Visual Learning" Video
  - Pull up the Worksheet online and go through it with them for this first day---you can do it together! Click on "Interactive Student Edition" to get to the worksheet

**1:30-2:00 Rest Time and Interventions/Small Groups:** pull to complete the centers and work for the day; however, if you are finished with all of your small groups, you can test them on ESGI. Of course, we also have shoe tying for your para(s) to work on with students.



ESGI link: <https://www.esgisoftware.com/> Username: jenniferhonek  
Password: kindergarten

**2:00-2:35** Bathroom Break/Snack/**pack bags**

**2:35-2:55** Large Motor Play (usually outdoors)

**2:55-3:05** Daily Wrap-up/Goodbye Song

- Review what students learned
- Goodbye Song: <https://www.youtube.com/watch?v=DuwTW6DzObs>
- Check for passes attached to door frame; Walk students to buses by bus number

**3:05-3:10** Check for passes attached to door frame

Walk students to buses by bus number

Friday 9/23/22 Sub Plans:

### **Mrs. Honek's Kindergarten Schedule with Sub Plans**

**7:45-8:15** Students Arrive/Breakfast/Morning Work/Announcements/Fill Water Bottles

**8:15-8:30**

- Greet the students and give directions to use the bathroom, fill water bottles, and turn in any folders/supplies when they get here.
- Announcements begin at 8:20. Please take attendance and submit it immediately before or after announcements.
- There is a dry erase pocket folder in each desk where s/he will practice name writing. On the other side, students will practice the letter Gg with dry-erase. Then they will take out the sheet, write name on it, and practice tracing and writing the letter. This can go home and the next one will be for tomorrow.
- Start day with a song! Morning song Start the Day Song | Good Morning Song Jack Hartmann - YouTube

**8:30-9:00** **Morning Meeting:**

- **Morning Meeting Activities**
- **Letter of the Day: Jj Word: "can"**

- Jobs
- Story, if time: Ms. Bindergarten Gets Ready for Kindergarten (This book is in the clear book container behind your desk next to the treasure chest) <https://www.youtubekids.com/watch?v=5GbmGlan6FI>

**9:00-9:20 Free Choice/Play Break**

**9:20-10:30 Reading**

- Read Spaghetti with a Yeti [SPAGHETTI WITH THE YETI | Teacher Read Aloud](#) (I do not have a hard copy of this book, but you can pause the video, OR mute the video and read it yourself.)
- Listen for Rhyme (stop and point out rhyming words; encourage students to listen for those words)
- Sheet: “What Would You Feed the Yeti?”
- letter “Jj” Let’s say it together! /j/, /j/,J!
- Play “letter Jj” song on Smartboard [The Letter J | Alphabet A-Z | Jack Hartmann](#)  
[Alphabet Song](#)
- Letter Ff Anchor Chart
- Centers:
  - Letter Jj Hat
  - Letter Jj Painting
  - Letter Jj Reader
  - Small Group with Mrs. Mueller (continue with alphabet book)
- Timers: <https://www.youtubekids.com/search?q=timer>

**10:30-10:35 Bathroom Break/Get ready for lunch**

- If work is not complete at this time, collect it and have students finish at rest time.
- Those who are finished (adult approved and starred) can put it in their mailbox to go home

**10:45-11:20 Lunch/Recess** (you will stay in the lunchroom and monitor/help students open milk etc. students --your lunchtime begins at 10:50)

**11:20-11:25 Bathroom Break/Water Break**

**11:25-12:20 Discovery Friday: 5 Senses---Begin with sight walk (print off cameras)**

**12:20-1:15 Specialist Classes:** During this time, you can:

- Set up Discovery Friday 5 Senses Centers
- Set up mats around the classroom for rest time. Students have the choice of taking 2 books and "reading" during that time, or actually napping. Therefore, it is sometimes best to have students who want to nap in the darker portion of the classroom. You can pull one or both of the shades and put on rest time music from the computer. Link to Rest Time Music [https://www.youtubekids.com/watch?v=g8NVwNO\\_mks](https://www.youtubekids.com/watch?v=g8NVwNO_mks)
- Plan who will be pulled and worked with at rest time. If there is no unfinished "work" for students, have the "Shoe Tying" activity out and an adult should pull and do this with the students. There is a chart with this activity in your sub folder---once students have successfully tied the shoe three times without help, they will get a shoe tying certificate.
- Check backpacks
- Get ready for next day/make copies etc.

**12:50-1:30 Math**

- Number 14 Number Bootcamp
- Anchor Chart
- Find it
- Color it
- Write it (if time)

**1:30-1:50 Bathroom Break/Snack/pack bags**

**1:50-2:30 Rest Time**

**2:30-2:55 Large Motor Play (usually outdoors)**

**2:55-3:05 Daily Wrap-up/Goodbye Song**

- Review what students learned
- Goodbye Song: <https://www.youtubekids.com/watch?v=DuwTW6DzObs>
- Check for passes attached to door frame; Walk students to buses by bus number

**3:05-3:10 Check for passes attached to door frame**

Walk students to buses by bus number