



Fun with Fractions (SOL 4.2b)


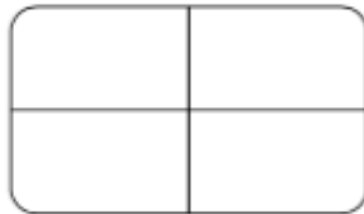
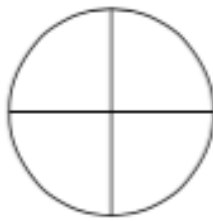
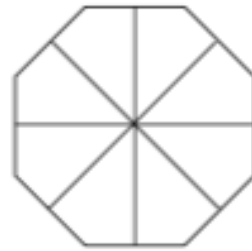

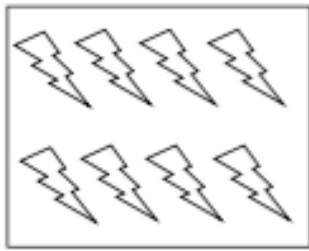
Materials:

- Spinner
- Game mat (1 for each student)
- Markers or crayons

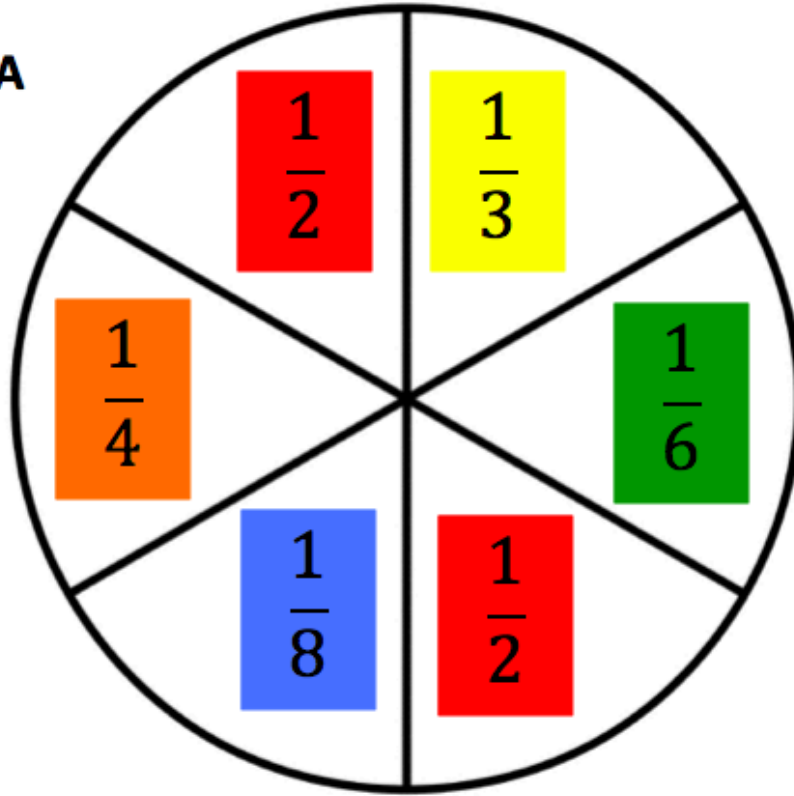
Directions:

1. Player 1 chooses a spinner and spins.
2. Player 1 colors a fractional piece on his/her game mat to match the fraction and color on the spinner.
3. Repeat the first two steps, taking turns for each player.
4. The person with more “wholes” colored in when time ends is the winner.

Fun With Fractions Game Mat



Spinner A



Spinner B

