












 GRADES 1 to 12 DAILY LESSON LOG	School:		Grade Level:	VI
	Teacher:		Learning Area:	MAPEH
	Teaching Dates and Time:	DECEMBER 5-9, 2022 (WEEK 5)	Quarter:	2ND QUARTER

	MONDAY	TUESDAY	WEDNESDAY	THURSDAY	FRIDAY
--	---------------	----------------	------------------	-----------------	---------------

I.OBJECTIVES					
A.Content Standards	Understands the importance of keeping the school and community environments healthy	Demonstrates understanding of participation in and assessment of physical activities and physical fitness	Demonstrates the concept of melody by using intervals in the major scale and in the minor scale.	Demonstrates understanding of shapes, space, colors, and the principles of emphasis, harmony and contrast in digital painting and poster design using new technologies.	
B.Performance Standards	Demonstrates practices for building and maintaining healthy school and community environments	Participates and assesses performance in physical activities. Assesses physical fitness	Applies learned concepts of melody and other elements to composition and performance	Applies concepts on the use of software in creating digital paintings and graphics design.	
C.Learning Competencies/ Objectives	Classifies different types of wastes H6CMH-Ile-5	Observes safety precautions PE6GS-IIb-h-3 Executes the different skills involved in the game PE6GS-IIc-h4 Explains the nature background of the game PE6GS-IIb-1	Demonstrates the ability to sing, read, and write simple musical notations in the key of G Major and its relative minor MU6ME-IIa-1 Analyze the melodic patterns of songs in G major and its relative minor MU6ME-IIa-2	Realizes that art processes, elements and principles still apply even with the use of technologies AGEL-IIe	
II.CONTENT	Healthy School and Community Environment	Assessment of Physical Activities and Physical Fitness Invasion Game:” Lawin at sisiw”/ “Agawang panyo”	Melody	Digital painting graphic Design	
III.LEARNING RESOURCES					
A.References					
1.Teacher’s Guide pages	TG. p9	PE6 Curriculum Guide, p.35			
2.Learners’s Materials pages					
3.Textbook pages	Enjoying life Through Music, Arts, Physical Education and Health 6 by Marissa C. Pascual, Irene Feliz S. Reyes, Ma. Elvira M. Garcia. Mignon C. Artuz pp.40-43	The 21st Century MAPEH in Action	Enjoying life Through Music, Arts, Physical Education and Health 6 by Marissa C. Pascual, Irene Feliz S. Reyes, Ma. Elvira M. Garcia. Mignon C. Artuz pp.47-53 The 21st Century MAPEH in Action	Enjoying life Through Music, Arts, Physical Education and Health 6 by Marissa C. Pascual, Irene Feliz S. Reyes, Ma. Elvira M. Garcia. Mignon C. Artuz pp.44-53	

4.Additional materials from learning resource (LR) portal	K to 12 Curriculum Guide 6				
B.Other Learning Resource	Powerpoint, Activity card.	Laptop, Ppt Presentation https://www.youtube.com/watch?v=piDObmOoDAY https://www.youtube.com/watch?v=ZjBq-IF7KZk		Powerpoint, cellphones, computers, netbook	
IV.PROCEDURES					
A.Reviewing previous lesson or presenting the new lesson	Ask the pupils to identify wastes that can be found at home, in school and in the community	What game did you play last week? What are the rules to follow in playing Sungka? How many shells are needed in all? Who will win in the game sungka?	What key signatures have we discussed last week? What musical symbols do you see in it? 	Have you wondered just what digital paintings are?	Checking of pupils' homework. What are the different elements and principles of art?
B.Establishing a purpose for the lesson		Present some examples of invasion games and let them identify it.   	Present the song" O Come, All ye faithful"key of G major  What do you notice at the fifth line of the staff? What do we call that symbol? What does it mean? Where can you find the Do? Look at the second staff what do you observed?What does the sharp mean except from telling its key signatures?	Showing the art work of Vincent Van Gogh, Amorsolo and Tadao Cern.   	Did you bring your gadgets children? Who are your favourite artists? Why did you like them?

		Today, We are going to assess our participation in physical activities based on the Philippines physical activity pyramid through an invasion games.																													
C. Presenting Examples/ instances of the new lesson	<p>Activity1: Biodegradable and Non-Biodegradable (Annex 1) Direction: Classify the words below under the proper heading.</p> <table border="1"> <tr> <td>food waste</td> <td>rubber tires</td> </tr> <tr> <td>DVD</td> <td>animal waste</td> </tr> <tr> <td>metals</td> <td>radioactive materials</td> </tr> <tr> <td>paper</td> <td>magazine</td> </tr> <tr> <td>dead animals</td> <td>vegetables</td> </tr> </table> <table border="1"> <thead> <tr> <th>BIODEGRADABLE</th> <th>NON-BIODEGRADABLE</th> </tr> </thead> <tbody> <tr><td> </td><td> </td></tr> <tr><td> </td><td> </td></tr> <tr><td> </td><td> </td></tr> <tr><td> </td><td> </td></tr> <tr><td> </td><td> </td></tr> <tr><td> </td><td> </td></tr> <tr><td> </td><td> </td></tr> </tbody> </table>	food waste	rubber tires	DVD	animal waste	metals	radioactive materials	paper	magazine	dead animals	vegetables	BIODEGRADABLE	NON-BIODEGRADABLE															<p>What games have you played with your friends and classmates? Have you tried the games shown on the pictures?</p>   	<p>Present the song "O Come, Emmanuel" Let them analyze the key of the song</p> <p>What is the home tone of the song?</p> <p>Is the song in major or minor mode? On what line or space is the home tone located?</p> <p>What is the name of the key of the song?</p>	<p>Allow the pupils to observe and describe the works of Vincent Van Gogh, Amorsolo and Tadao Cern</p>	<p>Teacher discuss the activities to be done by the pupils using their gadgets.</p> <p>Direction: Create your own digital painting similar with the masters (Van Gogh, Amorsolo, Tadao Cern, Etc) using GIMP</p>
food waste	rubber tires																														
DVD	animal waste																														
metals	radioactive materials																														
paper	magazine																														
dead animals	vegetables																														
BIODEGRADABLE	NON-BIODEGRADABLE																														
D. Discussing new concepts and practicing new skills #1	<p>Discuss and differentiate biodegradable and non-biodegradable materials</p> <p>1. How will you know that waste is biodegradable? non-biodegradable?</p> <p>2. How can you lessen the amount of biodegradable and</p>	<p>What are some reasons why most children don't play traditional games anymore?</p>	<p>Allow the pupils to study the song "Away in a Manger"</p> <ul style="list-style-type: none"> -clap the rhythmic pattern while reciting the syllables -recite the words of the song in rhythm -Sing the pitches of the song -Sing the words of the song in accurate pitch and rhythm 	<p>What art processes are used by these artists in painting their artworks? Are these processes be used /apply even with the use of technologies? Why? Allow the pupils to view a video tutorial of GIMP's Paint tools.</p>	<p>Hands On activity of the pupils.</p>																										

	non-biodegradable waste at home? In school? In the community?										
E. Discussing new concepts and practicing new skills #2	<p>Activity2: Classify other waste materials as: solid waste, water waste, hazardous waste, bio medical/health care waste, and reusable and recyclable materials. (Annex 2)</p> <p>Direction: Classify the words below by matching Column A with that of Column B.</p> <table border="1" data-bbox="518 553 872 1174"> <thead> <tr> <th>Column A</th> <th>Column B</th> </tr> </thead> <tbody> <tr> <td>Wood, boards, pet bottles, cartons, fragile bottles, plastic containers, scrap metals</td> <td>Solid Wastes</td> </tr> <tr> <td>Spoiled foods, scrap parts of fruits and vegetables, animal bones, internal organs</td> <td>Hazardous Wastes</td> </tr> </tbody> </table>	Column A	Column B	Wood, boards, pet bottles, cartons, fragile bottles, plastic containers, scrap metals	Solid Wastes	Spoiled foods, scrap parts of fruits and vegetables, animal bones, internal organs	Hazardous Wastes	<p>Do you know the game “Lawin at Sisiw”? How about the agawang panyo? How to play the game? The teacher let the pupils to view the short video about “Agawang panyo and Lawin at Sisiw” https://www.youtube.com/watch?v=piDObmOoDAY https://www.youtube.com/watch?v=ZjBq-IF7KZk</p>	<p>Write out the melodies on the staff in the key of GMajor and e minor</p>  	<p>Give some instructions to the pupils in creating a digital painting that shows</p> <ol style="list-style-type: none"> Geometric shape Constrasting lines Two colors 	<p>Call on a pupil to say something about his/her output. What motivates you to create your output?</p> <p>Is using technology in your art work essential? Why?</p>
Column A	Column B										
Wood, boards, pet bottles, cartons, fragile bottles, plastic containers, scrap metals	Solid Wastes										
Spoiled foods, scrap parts of fruits and vegetables, animal bones, internal organs	Hazardous Wastes										
F. Developing Mastery	<p>The teacher will discuss other waste materials (solid waste, water waste, hazardous waste, bio medical/health care waste, and reusable or recyclable materials) 1. Why is it important to know the types of wastes? 2. How can this help you in</p>	<p>What should we remember before we play? Play the game “Lawin at Sisiw”/ Agawang Panyo”</p>	<p>Analyze the melodic patterns of song in g major in e minor “Away in a Manger” Fiil the data being asked for in the table below</p> <table border="1" data-bbox="1298 1373 1652 1502"> <tr> <td></td> <td>Away in the manger</td> <td>O Come, All ye faithful</td> </tr> </table>		Away in the manger	O Come, All ye faithful	<p>Study and discuss the outputs of the puplis</p>	<p>Continuation of hands On Activity.</p>			
	Away in the manger	O Come, All ye faithful									

	maintaining a healthy school and community environment?		<table border="1"> <tr> <td>Home Tone</td> <td></td> <td></td> </tr> <tr> <td>Letter name where the home tone is</td> <td></td> <td></td> </tr> <tr> <td>Mode</td> <td></td> <td></td> </tr> <tr> <td>Name of the key</td> <td></td> <td></td> </tr> </table>	Home Tone			Letter name where the home tone is			Mode			Name of the key				
Home Tone																	
Letter name where the home tone is																	
Mode																	
Name of the key																	
G.Finding Practical application of concepts and skills in daily living	How does classification and segregation of wastes help you at home? In school? In the community	Why should we not forget our Traditional Filipino games?															
H.Making generalization and abstraction about the lesson	What are the different classifications of wastes?	What are the skills develop in the game? Can you assess your physical fitness through this game?	<ul style="list-style-type: none"> <input type="checkbox"/> The sharp sign at the beginning of the staff serves as the key to be able to read the pitches on the staff <input type="checkbox"/> The sharp sign raises the pitch by a half step <input type="checkbox"/> The key of one sharp gives the key of G major and E minor <input type="checkbox"/> G major and E minor are relative keys because both of them use the same key signatures which is one sharp 	GIMP is a powerful and versatile software that can be used to create a beautiful digital painting its various features can create lines, shapes and colors that when these elements are blended in a pleasing way, it shows harmony. Arts elements and principles still apply with the use of technologies.													
I.Evaluating learning	Classify the different type of wastes Direction: Write B if the example is biodegradable, NB if non biodegradable or H if it is hazardous <table border="1" style="margin-left: 20px;"> <tr> <td></td> <td>Fruit peelings</td> <td></td> <td>Seeds</td> </tr> </table>		Fruit peelings		Seeds	<ol style="list-style-type: none"> 1. Did you enjoy the game? 2. Describe the skills involved in the game? 3. Did you observe safety precautions? 4. What are the rules in playing Agawang Panyo? Lawin at Sisiwi? 5. Do you feel proud being Filipino while playing the game? 	<p style="text-align: center;">True or false</p> <ol style="list-style-type: none"> 1.The home tone or tonal center of songs in major keys is DO 2. The key of a piece is named after the letter name where the home tone is. G major and D Minor are relative keys because they use the same key signatures. 	Using Rubrics to evaluate the outputs of the pupils. <table border="1" style="margin-left: 20px;"> <tr> <td>criteria</td> <td>Advanced 5</td> <td>Proficient 3</td> <td>Developing 1</td> </tr> <tr> <td>Design</td> <td>Can apply design</td> <td>Can apply design,</td> <td>Can apply design</td> </tr> </table>	criteria	Advanced 5	Proficient 3	Developing 1	Design	Can apply design	Can apply design,	Can apply design	
	Fruit peelings		Seeds														
criteria	Advanced 5	Proficient 3	Developing 1														
Design	Can apply design	Can apply design,	Can apply design														

	<table border="1"> <tr> <td></td> <td>Cans</td> <td></td> <td>Used batteries</td> </tr> <tr> <td></td> <td>Pesticides</td> <td></td> <td>Left over foods</td> </tr> <tr> <td></td> <td>bottles</td> <td></td> <td>Expired medicines</td> </tr> </table>		Cans		Used batteries		Pesticides		Left over foods		bottles		Expired medicines				<table border="1"> <tr> <td></td> <td>elements with excellent skills</td> <td>elements with great skills</td> <td>elements with fair skill</td> </tr> <tr> <td>Creativity</td> <td>Can show excellent attention to detail to detail the ideas / material / methods are highly effective</td> <td>Can show great attention to detail, ideas, materials, methods are effective</td> <td>Can show good attention to detail. Imaginative touches are scattered throughout the digital painting.</td> </tr> </table>		elements with excellent skills	elements with great skills	elements with fair skill	Creativity	Can show excellent attention to detail to detail the ideas / material / methods are highly effective	Can show great attention to detail, ideas, materials, methods are effective	Can show good attention to detail. Imaginative touches are scattered throughout the digital painting.
	Cans		Used batteries																						
	Pesticides		Left over foods																						
	bottles		Expired medicines																						
	elements with excellent skills	elements with great skills	elements with fair skill																						
Creativity	Can show excellent attention to detail to detail the ideas / material / methods are highly effective	Can show great attention to detail, ideas, materials, methods are effective	Can show good attention to detail. Imaginative touches are scattered throughout the digital painting.																						
J.additional activities for application or remediation	Make a slogan about the importants of classifying wastes.	List down other invasion games with pictures then paste it in your portfolio		Bring your gadgets tomorrow	What is a poster?How can you create relevant posters?																				
V.MGA TALA																									
VI.PAGNINILAY																									
A.Bilang ng mag-aaral na nakauha ng 80% sa pagtatayao.																									
B.Bilang ng mag-aaralna nangangailangan ng iba pang Gawain para sa remediation																									
C.Nakatulong ba ang remedial? Bilang ng mag-aaral na nakaunawa sa aralin.																									
D.Bilang ng mag-aaral na magpapatuloy sa remediation																									
E.Alin sa mga estratehiyang pagtuturo ang nakatulong ng lubos?Paano ito nakatulong?																									

F. Anong sulioranin ang aking naranasan na solusyunansa tulong ng aking punungguro at superbisor?					
G. Anong kagamitang panturo ang aking nadibuho nanais kong ibahagi sa kapwa ko guro?					