GRADES 1 to 12 DAILY LESSON LOG	School:	DepEdClub.com	Grade Level:	II
	Teacher:	File Created by Ma'am ESTRELLITA S. VINZON	Learning Area:	ALL SUBJECTS
	Teaching Dates and Time:	DECEMBER 4 - 8, 2023 (WEEK 5-DAY4)	Quarter:	2ND QUARTER

OBJECTIVES	ESP	A.P	ENGLISH	MTB	MATH	FILIPINO	MAPEH (PE)
	(7:45-8:15)	(8:15- 8:55)	(9:15- 10:05)	(10:05- 10:55)	(1:00-1:50)	(1:50- 2:40)	(2:40-3:20)
A. Content Standard	Naipamamalas ang pag-unawa sa kahalagahan ng pagiging sensitibo sa damdamin at pangangailangan ng iba, pagiging magalang sa kilos at pananalita at pagmamalasakit sa kapwa	Naipamamalas ang pag-unawa sa kwento ng pinagmulan ng sariling komunidad batay sa konsepto ng pagbabago at pagpapatuloy at pagpapahalaga sa kulturang nabuo ng komunidad	Demonstrates understanding of text elements to see the relationship between known and new information to facilitate comprehension.	Possesses developing language skills and cultural awareness necessary to participate successfully in oral communication in different contexts.	Demonstrates understanding of subtraction and multiplication of whole numbers up to 1000 including money	Nauunawaan na may iba't ibang dahilan ng pagsulat	Demonstrates understanding of locations, directions, levels, pathways and planes
B. Performance Standard	Naisasagawa ang wasto at tapat na pakikitungo at pakikisalamuha sa kapwa	Nauunawaan ang pinagmulan at kasaysayan ng komunidad	Correctly presents text elements through simple organizers to make inferences, predictions and conclusions .	Uses developing oral language to name and describe people, places, and concrete objects and communicate personal experiences, ideas, thoughts, actions, and feelings in different contexts	Is able to apply subtraction and multiplication of whole numbers up to 1000 including money in mathematical problems and real-life situations	Nasisipi nang wasto at malinaw ang parirala pangungusap	Performs movements accurately involving locations, directions, levels, pathways and planes.
C. Learning Competency/ Objectives Write the LC code for each.	Nakapagpapakita ng iba't ibang kilos na nagpapakita ng paggalang sa kaklase o kapwa bata ***EsP2P- IId-9***	Naiuugnay ang mga pagbabago sa pangalan ng sariling komunidad sa mayamang kuwento ng pinagmulan nito ***AP2KNN-IIa-2*** Naiuugnay ang mga sagisag, natatanging istruktura, bantayog ng mga bayani at mga mahahalagang bagay na matatagpuan sa komunidad sa kasaysayan nito ***AP2KNN-IId-5***	Make predictions from given clues . *Arrange events of a story read. ***EN2LC-IIIj-2.5*** ***EN2LC-IIIa-2.4*** ***EN2LC-IVi- j-2.6***	Nakababasa nang wasto ng mga salitang binubuo ng maraming pantig. Nakababasa ng 200-300 na salitang angkop sa ikalawang baitang Nagagamit ang kaalaman at kasanayan sa pagbaybay ng mga salita sa unang kita na angkop sa ikalawang baitang Nasusunod ang pamantayan sa pagsipi o pagsulat ng pangungusap, talata, at kuwento na may	Illustrates the property of multiplication that any number multiplied by one (1) is the same number. ***M2NS-IIg-40.1***	Nasisipi nang wasto at maayos ang malalaking letra sa paraang kabit-kabit ***F2KM-IIb-f-1.2***	Demonstrates movement skills in response to sounds and music **PE2MS-IIa-h-1**

				tamang gamit ng malaking letra, espasyo ng mga salita, bantas, tamang pasok ng unang pangungusap ng talata, at anyo			
II. CONTENT	**Aralin 5** **Kapwa Ko! Igagalang Ko!** Pagiging magalang	Aralin 4.1- Pinagmulan ng Komunidad ng San Isidro	Lesson 19: Making Predictions	**Modyul 14** **Musika ng Bayan Ko** **Elemento ng tula (hal., ritmo, tugma, alliteration)**	**Lesson 46** Identity Property of Multiplication	**Aralin 5: Kuwento Mo, Pakikinggan Ko!** **Mga Magkasalungat at Magkasingkahulugang Salita**	Lesson 2.3.1 **Movement pattern like jump for distance, skip and leap**
LEARNING RESOURCES							
A. References	K-12 CG p.32	K-12 Curriculum Guide 42	K-12 CGp 32	K-12 CG p	K-12 CG p.38	K-12 CGp 22	K -12 CGp
1. Teacher's Guide pages	p.49	34-35	25-26		p.166-168	80-81	*218 – 221*
2. Learner's Materials pages	P120-123	102-108	170-172		109-110	67-70	*335 – 336*
3. Textbook pages	1. Edukasyon sa Pagpapakatao 2. Tagalog. 2013. pp. 115-124. 2. Pilipino sa Ugali at Asal 1 (Batayang Aklat). 1997. pp. 40-47.* 3. Magandang Asal 2 (Batayang Aklat). 2000. pp. 107-113.*				1. Lesson Guide in Elem. Math Grade 2 p.157 2. Lesson Guide in Elem. Math Grade 2. 2010. pp. 157-160 3. Lesson Guide in Elem. Math Grade 2. 2012. pp. 157-159 4. Mathematics for Everyday Life Grade 2. 1999. pp. 70-71* 5. Mathematics for Everyday Use Grade 3. 1997. pp. 93-95* 6. Mathematics Kagamitan ng Magaaral Tagalog Grade 2. 2013. pp. 109-112	Original File Submitted and Formatted by DepEd Club Member - visit depedclub.com for more	
4. Additional Materials from Learning Resource (LR) portal			English (Learner's Material). Grade 2. 2013. pp 20-23, 38-40, 56-64, 127-128, 315-318, 410-412.				Rubric/checklist

			English (Teacher's Guide). Grade 2. 2013. pp 44-46, 127-130. *English for You and Me 3 (Reading).2011. pp 4, 8, 10-11, 21, 22.				
B. Other Learning Resource	Larawan, tarpapel	Larawan, tarpapel	Story: It's Time for Bed, chart , comic strip in tarpapel ,pictures ,T.G.,L.M.		Tarpapel, flashcards,activity card, popsicle sticks	Tsart ng "Sulatin Natin",caterpillar organizer	Speaker, Tarpapel
III. PROCEDURES							
A. Reviewing previous lesson or presenting the new lesson	Anu-ano ang magagalang na pananalita?	Ano ang pinagmulan ng iyong komunidad?	Identify things that go together. *Things used for bathing	Ano ang element ng tula o awit?	Ilustrate the following using: -repeated addition -counting by multiples - equal jumps in a number line	Ipagawa ang Tukoy-alam sa TG pahina 80 Pagawain ng isang malaking bilog ang mga bata. Bawat bata sa loob ng malaking bilog ay magbibigay ng isang salita. Ang nasa kanan ng nagbigay ng salita ay ibibigay ang kasingkahulugang salita nito. Ang nasa kaliwa naman ay magbibigay ng kasalungat na salita.	Perform the following: 1. Go to the door with only one foot. 2. Go to the board as fast as you can. 3. Go to the front and jump. 4. Leap with the right foot forward in 8 counts. Move forward by springing one foot and land on the same foot. 5. Hop forward in 8 counts
B. Establishing a purpose for the lesson	Pagbigkas ng tulang "Magalang na Pananalita" Pag-usapan ito.	Mangalap ng iba-ibang ideya mula sa mga mag-aaral kung ano ang mga makasaysayang sagisag, estruktura, bantayog at bagay na matatagpuan sa komunidad. Itala sa pisara at pag-usapan. Iugnay sa aralin.	Follow the "Arrow Game" ,on L.M. p. 170.Guide the children in answering the simple maze .	Awitin ang Awit ng Rehiyon 3	How do you participate in group activity? Elicit answer from the pupils. Direct them to the idea that each member of the group should participate	Ano ang ugali/katangian mo na katulad/kaiba sa iyong kapatid? Nagkakasundo ba kayo sa mga bagay na magkaiba o magkapareho kayo?Bakit? Bakit hindi?	Show picture of animals. Do you know these animals? ▪ What are the animals in the picture? Tell their names. ▪ How do they move? Can you imitate them?

							Let them answer "Unlocking Difficulties" TG pg. 219
C. Presenting examples/ instances of the new lesson	Ipabasa nang tahimik ang kuwentong "Ang Batang Magalang"	Ipakita ang mga makasaysayang sagisag, estruktura, bantayog at bagay na matatagpuan sa inyong komunidad sa pamamagitan ng larawan. Magpakita pa ng ibang larawan ng ibang komunidad na makikita ang kanilang makasaysayang sagisag, estruktura, at bantayog .	Present the comic strip " It's Time for Bed" . Ask :What did the arrows tell you?	Pangkatin ng dalawa (2) ang mga bata. Magtalaga ng lider sa bawat pangkat na siyang hahawak sa **flashcards**. Babasahin ng bawat pangkat nang isahan ang mga salitang ginamit sa talasalitaan (pangngalang pantangi at mga salitang maraming pantig) habang ipinapalakpak ang kamay ayon sa papantig na pagbaybay sa mga ito. Magpalitan ng mga babasahing **flashcards** para sa kanilang kasanayan sa pagbasa	Show 3 sets of colored counters 	Ipabasa ang "Basahin Natin" sa LM, pahina 67	Teacher will prepare 5 stations. Assign leaders from stations 1 to 4 while the teacher will stay in station 5. Divide the class into 4 groups and assign leader in each group Leaders will demonstrate and perform the movement in station 1 to 4.The group will perform the movement by station. Teacher will stay in station 5
D. Discussing new concepts and practicing new skills #1	Pagtalakay sa kuwento	Itanong: Ano-ano ang mga makasaysayang sagisag, estruktura, at bantayog na matatagpuan sa inyong komunidad? sa ibang komunidad?	Prompt : When you read , try to understand what happened next in the story *To predict think about the characters and about what happened .' 1.Ask the pupils to read the story 'Dennis Long Day".Refer to L.M. p. 171	Paano ang ginawa ninyong pagbasa at pagbaybay sa mga salitang may mahahabang pantig sa unang kita at mga pangngalang pantangi? Paano nakasulat ang unang letra ng mga pangngalang pantangi?	Ask someone to write the numerical value of the counters in each set. Ask: Can anyone write an equation for set A? set B? set C? Set A. How many groups of 2's were there? How many were there in each group? How many counters were there in all? Note: Ask the above questions for set B and set C.	Sagutin ang mga tanong gamit ang caterpillar organizer sa pagbibigay ng impormasyon. Ilarawan sina Jack, Jill, Juan, at Juana. 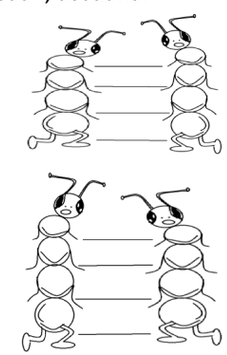	**Activity 1** 🎬 Station 1 (step a) - swing your arms forward 🎬 Station 2 (step b) -bend your knees 🎬 Station 3 (step c) -on your toes 🎬 Station 4 (step d) – spring & jump land lightly with bent knees 🎬 from Station 5 - describe the movement pattern from station 1-4. Each group will perform step **a** to **d** in their assigned places.

E. Discussing new concepts and practicing new skills #2	Ipasagot ang Isagawa Gawain 1 sa LMp120-122	Pagtalakay sa iba pang larawan ng komunidad : Ano-ano ang mga makasaysayang sagisag, estruktura, at bantayog na inyong nakikita sa larawan ?	Let them answer the comprehension check up. 1.What were the things Dennis forgot to do?		Show multiplication as repeated addition 9x1 7x1 6x1 3x1 2x1	Paano niyo maipapakita ang pagiging isport? Ang pagiging isport ay ugaliin kapagnakikipaglaro.	**Activity 2** Ask: What were the movements you performed? (Is it swing, bend, heels raise, spring-jump & land?) What movement did you do? (Is it a jump, leap, or skip?) What body movement did you perform in station 1? What body movement did you perform in station 2? Station 3…? The teacher will also demonstrate leap & skip and let the pupils do it.
F. Developing mastery (leads to Formative Assessment 3)	Ipagawa ang Gawain 2 sa LMp 122	Punan ang mga bilog ng mga makasaysayang sagisag, estruktura, bantayog at bagay na matatagpuan sa komunidad . Isulat ang sagot sa papel. Gayahin ang "graphic organizer" sa ibaba**.**	Guide the pupils in arranging the events of the story " Dennis ' Long Day".	Punan ang patlang ng katugma ng salitang may salungguhit. Sariling awit ay tangkilikin Taglay nito ang kultura _____, Mga liriko nito"y malinaw nabigkasin Awitin ito nang buong _____.	Use equal jumps in a number line to show multiplication (Refer LM p. 109)	Ipagawa ang Gawin Natin sa LM, pahina 69 Isulat sa patlang ang MS kung magkasing-kahulugan at MK kung magkasalungat ang pares ng mga salita. _____ 1. mataas – mababa _____ 2. tahimik – payapa _____ 3. maulan – maaraw _____4. sigaw – hiyaw _____5. tulak – hila	**Activity 3** **Back to Back** Pupils can start from a circle, column or line formation. The teacher gives command such as: "Jump 2x and land softly then leap 2x." in any place or any direction. When the pupils are scattered, the teacher says, Back to back!" Pupils will find a partner and stand back to back. The last pair to find a partner gives the next command. Example: skip forward 4x, skip backward 4x

G. Finding practical application of concepts and skills in daily living	Sa inyong palagay, dapat bang ipakita ang paggalang sa kapwa bata at pamunuuan sa paaralan?	Isagawa ang sumusunod: 1. Mangalap ng mga impormasyon tungkol sa makasaysayang bantayog, lugar, estruktura at bagay na makikita sa iyong komunidad. 2. Iguhit ang larawan ng mga ito. 3. Idikit sa papel ang bawat larawan at sumulat ng 2-3 pangungusap tungkol dito. 4. Gumawa ng album na katulad ng halimbawa sa ibaba.  	Have the pupils do the picture completion activity . Refer to " I Can Do It " , on L.M. p. 172.	Ipabasang muli ang Bataan March ng may tamang baybay	Read story problem and answer it. (see LM p. 109)	Sanayin Natin pahina 69 Hintayin ang hudyat ng guro. A. Hanapin ang mga salitang magkasingkahulugan sa bawat pangungusap. Isulat ito sa sagutang papel.	**Activity 4** The teacher calls for the group name. Then the group will perform the assigned task. Malakas-G1, Mabilis-G2, Matibay-G3, Matatag-G4, Matigas-G5, Matipuno-G6, each group will perform the correct way of jumping to a distance (step **a** to step **d** from activity 1). As she says "GO" the group will start to perform the movement. As she says "STOP", the group will return and form a straight line with their group. The group continues to perform skip & leap.
H.Making generalizations and abstractions about the lesson	Ang paggamit ng magagalang na katawagan, at mga salita ay tanda ng pagiging magalang .Dapat natin itong gamitin sa pakikipag-usap sa mga namamahala n gating paaralan.	Paano mo mailalarawan ang mga impormasyon tungkol sa makasaysayang bantayog, lugar, estruktura at bagay na makikita sa iyong komunidad?	Read "Remember This " on L.M. p. 172.	Paano ang tamang pagbasa at pagbaybay sa mga salitang may mahahabang pantig sa unang kita at mga pangngalang pantangi? Paano isinusulat ang unang letra ng mga pangngalang pantangi? Ipabasa ang Tandaan sa LM, pahina 105.	Any number multiplied by one (1), the answer is the number.	Magkasingkahulugan ang mga salita kung magkatulad omagkapareho ang kahulugan. Magkasalungat ang mga salita kung magkaiba o magkabaligtad ang kanilang kahulugan.	**Jumping, leaping and skipping** are important skills that can be used in games and sports and in daily life situations that calls for it.
I. Evaluating learning	Gumawa ng tseklis sa inyong kuwaderno . Gumuhit ng bituin sa tamang kolum at kulayan ayon sa sumusunod na pamantayan	Pag-aralan ang mga larawan. Isulat sa papel ang mga makasaysayang bantayog, lugar, estruktura at bagay na makikita sa bawat larawan.	Work on " Measure My Learning" , L.M. p. 172.	Sipiin ang Awit ng Rehiyon 3 nang wasto sa kuwaderno. Punan ang patlang ng tamang salita upang mabuo ang awit. Ang gitnang Luzo'y____	Do the following instruction. A. Illustrate the following using repeated addition. 1. 8 x 1 2. 5 x 1 3. 9 x 1 B. Illustrate the multiplication sentence below using number line.	Pasagutan ang Linangin Natin sa LM pahina 70 Basahin ang pares ng mga salita. Isulat ang MK kung magkasingkahulugan	Teacher will form same groupings as in activity 4. Each group will describe and perform the task and will be rated according to their interpretation of the movements of

	(tingnan ang tarpapel)				4. 6 x 1 5. 7 x 1	at MS kung magka-salungat. _____ 1. tamad–masipag _____ 2. dukha–mahirap _____ 3. mayaman–mapera _____4. magaan–mabigat _____5. luntian–berde Pasagutan ang **Sulatin Natin** sa LM pahina 70 tamad - masipag luntian - berde	Jumping Jack written below. The teacher may use rubrics or checklist. Refer to TG pg.221
J. Additional activities for application or remediation			Find a short story ,they predict the ending of the story .		Refer to LM 110 – Gawaing Bahay		Identify situations where your skills in jumping can be very useful. You may cut pictures from the newspapers, magazines or draw.
IV. REMARKS							
V. REFLECTION							
A..No. of learners who earned 80% in the evaluation							
B.No. of learners who require additional activities for remediation who scored below 80%							
C. Did the remedial lessons work? No. of learners who have caught up with the lesson							
D. No. of learners who continue to require remediation							

E. Which of my teaching strategies worked well? Why did these work?	**Stratehiyang dapat gamitin:** __Koaborasyon __Pangkatang Gawain __ANA / KWL __Fishbone Planner __Sanhi at Bunga __Paint Me A Picture __Event Map __Decision Chart __Data Retrieval Chart __I –Search __Discussion	**Stratehiyang dapat gamitin:** __Koaborasyon __Pangkatang Gawain __ANA / KWL __Fishbone Planner __Sanhi at Bunga __Paint Me A Picture __Event Map __Decision Chart __Data Retrieval Chart __I –Search __Discussion	*Strategies used that work well:* ___ Group collaboration ___ Games ___ Solving Puzzles/Jigsaw ___ Answering preliminary activities/exercises ___ Carousel ___ Diads ___ Think-Pair-Share (TPS) ___ Rereading of Paragraphs/ Poems/Stories ___ Differentiated Instruction ___ Role Playing/Drama ___ Discovery Method ___ Lecture Method *Why?* ___ Complete IMs ___ Availability of Materials ___ Pupils' eagerness to learn ___ Group member's Cooperation in doing their tasks	**Stratehiyang dapat gamitin:** __Koaborasyon __Pangkatang Gawain __ANA / KWL __Fishbone Planner __Sanhi at Bunga __Paint Me A Picture __Event Map __Decision Chart __Data Retrieval Chart __I –Search __Discussion	*Strategies used that work well:* ___ Group collaboration ___ Games ___ Solving Puzzles/Jigsaw ___ Answering preliminary activities/exercises ___ Carousel ___ Diads ___ Think-Pair-Share (TPS) ___ Rereading of Paragraphs/ Poems/Stories ___ Differentiated Instruction ___ Role Playing/Drama ___ Discovery Method ___ Lecture Method *Why?* ___ Complete IMs ___ Availability of Materials ___ Pupils' eagerness to learn ___ Group member's Cooperation in doing their tasks	**Stratehiyang dapat gamitin:** __Koaborasyon __Pangkatang Gawain __ANA / KWL __Fishbone Planner __Sanhi at Bunga __Paint Me A Picture __Event Map __Decision Chart __Data Retrieval Chart __I –Search __Discussion	*Strategies used that work well:* ___ Group collaboration ___ Games ___ Solving Puzzles/Jigsaw ___ Answering preliminary activities/exercises ___ Carousel ___ Diads ___ Think-Pair-Share (TPS) ___ Rereading of Paragraphs/ Poems/Stories ___ Differentiated Instruction ___ Role Playing/Drama ___ Discovery Method ___ Lecture Method *Why?* ___ Complete IMs ___ Availability of Materials ___ Pupils' eagerness to learn ___ Group member's Cooperation in doing their tasks
F. What difficulties did I encounter which my principal or supervisor can help me solve?	**Mga Suliraning aking naranasan:** __Kakulangan sa makabagong kagamitang panturo. __Di-magandang pag-uugali ng mga bata. __Mapanupil/mapang -aping mga bata	**Mga Suliraning aking naranasan:** __Kakulangan sa makabagong kagamitang panturo. __Di-magandang pag-uugali ng mga bata. __Mapanupil/mapang-aping mga bata	__ Bullying among pupils __ Pupils' behavior/attitude __ Colorful IMs __ Unavailable Technology Equipment (AVR/LCD) __ Science/ Computer/ Internet Lab __ Additional Clerical works	**Mga Suliraning aking naranasan:** __Kakulangan sa makabagong kagamitang panturo. __Di-magandang pag-uugali ng mga bata. __Mapanupil/mapang-aping mga bata	__ Bullying among pupils __ Pupils' behavior/attitude __ Colorful IMs __ Unavailable Technology Equipment (AVR/LCD) __ Science/ Computer/ Internet Lab __ Additional Clerical works	__Kakulangan sa makabagong kagamitang panturo. __Di-magandang pag-uugali ng mga bata. __Mapanupil/mapang-aping mga bata __Kakulangan sa Kahandaan ng mga bata lalo na sa pagbabasa.	__ Bullying among pupils __ Pupils' behavior/attitude __ Colorful IMs __ Unavailable Technology Equipment (AVR/LCD) __ Science/ Computer/

	__Kakulangan sa Kahandaan ng mga bata lalo na sa pagbabasa. __Kakulangan ng guro sa kaalaman ng makabagong teknolohiya __Kamalayang makadayuhan	__Kakulangan sa Kahandaan ng mga bata lalo na sa pagbabasa. __Kakulangan ng guro sa kaalaman ng makabagong teknolohiya __Kamalayang makadayuhan		__Kakulangan sa Kahandaan ng mga bata lalo na sa pagbabasa. __Kakulangan ng guro sa kaalaman ng makabagong teknolohiya __Kamalayang makadayuhan		__Kakulangan ng guro sa kaalaman ng makabagong teknolohiya __Kamalayang makadayuhan	Internet Lab __ Additional Clerical works
G. What innovation or localized materials did I use/discover which I wish to share with other teachers?	__Pagpapanuod ng video presentation __Paggamit ng Big Book __Community Language Learning __Ang "Suggestopedia" __ Ang pagkatutong Task Based __Instraksyunal na material	__Pagpapanuod ng video presentation __Paggamit ng Big Book __Community Language Learning __Ang "Suggestopedia" __ Ang pagkatutong Task Based __Instraksyunal na material	*Planned Innovations:* __ Localized Videos __ Making big books from views of the locality __ Recycling of plastics to be used as Instructional Materials __ local poetical composition	__Pagpapanuod ng video presentation __Paggamit ng Big Book __Community Language Learning __Ang "Suggestopedia" __ Ang pagkatutong Task Based __Instraksyunal na material	*Planned Innovations:* __ Localized Videos __ Making big books from views of the locality __ Recycling of plastics to be used as Instructional Materials __ local poetical composition	__Pagpapanuod ng video presentation __Paggamit ng Big Book __Community Language Learning __Ang "Suggestopedia" __ Ang pagkatutong Task Based __Instraksyunal na material	*Planned Innovations:* __ Localized Videos __ Making big books from views of the locality __ Recycling of plastics to be used as Instructional Materials __ local poetical