



Trainthe painter

Trainthe inspector

Trainthe coatings specialist

Trainthe coatings supervisor

This guide is split into sections. Selecting the links below will take you directly to the section you require. The content shown is for Train the Painter - but the process is the same for any course you are taking.

Index:

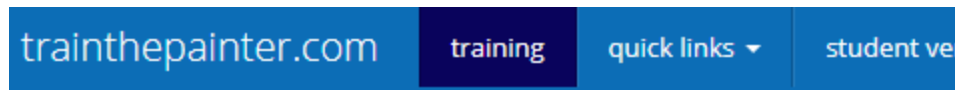
Section	Overview
Overview	An Overview of How you can Access Training Course Content
View Course Content via Online Slideshow	View Training Course Material via an Online Slideshow, with optional Voiceovers, Tools, and Downloads
Download PDF Handouts for Individual Units	Download Training Course Material as a Printable PDF file for Offline use.
Download PDF Handouts for Entire Units	Download Training Course Material as a Printable PDF file, for an entire unit.

Training Manual

VIEWING TRAINING COURSE CONTENT

Overview

You can access training course content from any page by clicking the training button on the navigation bar



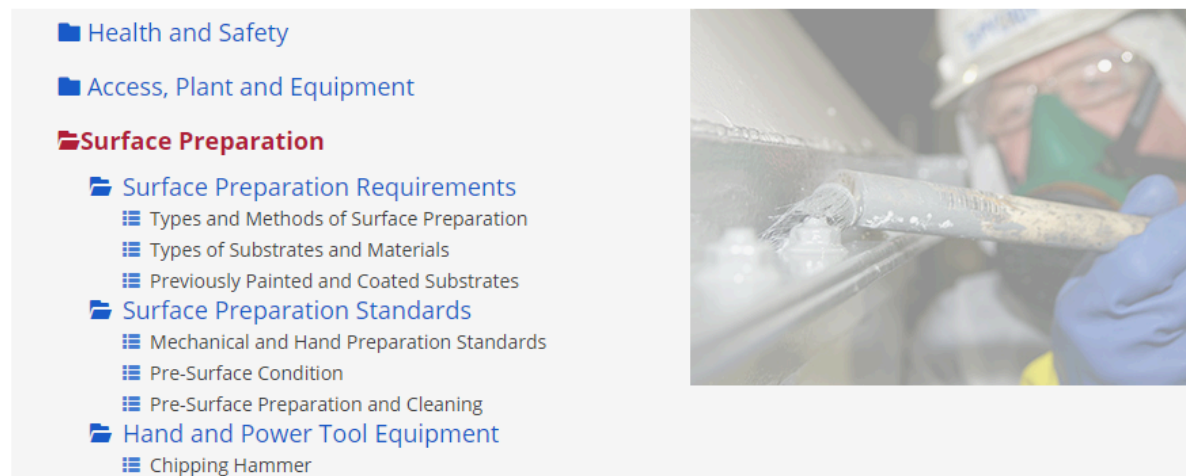
Training Course Content

Please note, Training Course Content should be the default page when you first log in, so you will only need to use the dropdown link above when navigating from another page.

Training Course Content

Protective Coatings Application

Core Module 1

A screenshot of the 'Protective Coatings Application' page. On the left is a sidebar menu with a tree structure. The 'Surface Preparation' folder is expanded, showing sub-items like 'Surface Preparation Requirements', 'Surface Preparation Standards', and 'Hand and Power Tool Equipment'. On the right is a large image of a worker in full PPE (hard hat, safety glasses, respirator, and gloves) using a chipping hammer on a metal surface.

- Health and Safety
- Access, Plant and Equipment
- **Surface Preparation**
 - Surface Preparation Requirements
 - Types and Methods of Surface Preparation
 - Types of Substrates and Materials
 - Previously Painted and Coated Substrates
 - Surface Preparation Standards
 - Mechanical and Hand Preparation Standards
 - Pre-Surface Condition
 - Pre-Surface Preparation and Cleaning
 - Hand and Power Tool Equipment
 - Chipping Hammer

Training Course Content

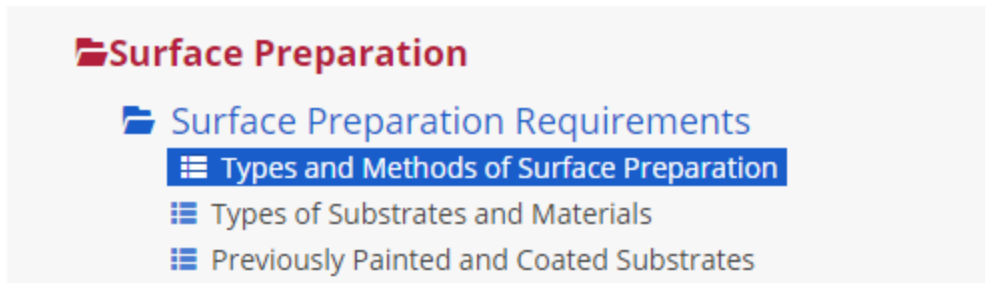
You can drill into each topic eg. "Surface Preparation" by clicking on the folder icon. This will display all units related to that topic.

Training Manual

VIEWING TRAINING COURSE CONTENT

View Course Material via Online Slideshow

From the Training Course Content list, you can view a unit slideshow by clicking on a unit.



Each unit slideshow starts with an objective slide, which gives an overview of the unit.

Protective Coatings Application: Types and Methods of Surface Preparation

Objective: To have a basic understanding of the different types and methods of surface preparation that are available.

The methods of surface preparation include:

- Abrasive Blast Cleaning.
- High Pressure Water Washing (waterjetting)
- Mechanical Preparation.

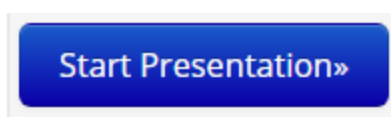
The unit also reviews the dry ice blast cleaning process.

[Start Presentation»](#)

To hear voiceover automatically as you view each slide - select **ENABLE VOICEOVER** from Unit Options →

Objective slide for unit slideshow

Select *Start Presentation* to begin the slideshow



Start Presentation button


Training Manual

VIEWING TRAINING COURSE CONTENT

Protective Coatings Application: [Types and Methods of Surface Preparation](#)

«Introduction

Slide 2 / 44



◀

▶

▶ Voiceover

Abrasive Blast Cleaning

Abrasive blast cleaning is the most economical (productive) form of surface preparation used prior to application of protective coatings.

- Abrasive blast cleaning is the most common form of surface preparation, especially for high performance protective coatings.
- Abrasive blast cleaning has a track record spanning over 50 years.
- Various abrasives can be utilised in the abrasive blast cleaning process.
- Comprehensive training of the abrasive blast cleaning operatives is required for conducting this process.

Tip:

Use the left and right arrow keys on your keyboard or swipe to move between slides

ok

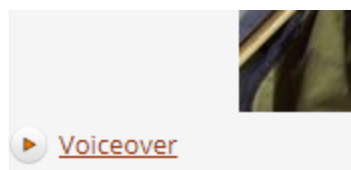
Slide 1 of PCA Unit 1.1 (Company Induction)

The presentation is comprised of a number of slides. Each slide is made up of:

- an image, video, or animation
- slide notes
- an optional voiceover

Voiceover (optional)

At any point during the slideshow you can toggle the voiceover on and off using the voiceover button



Training Manual

VIEWING TRAINING COURSE CONTENT

Toggle the voiceover on or off

Navigating to Previous / Next Slides

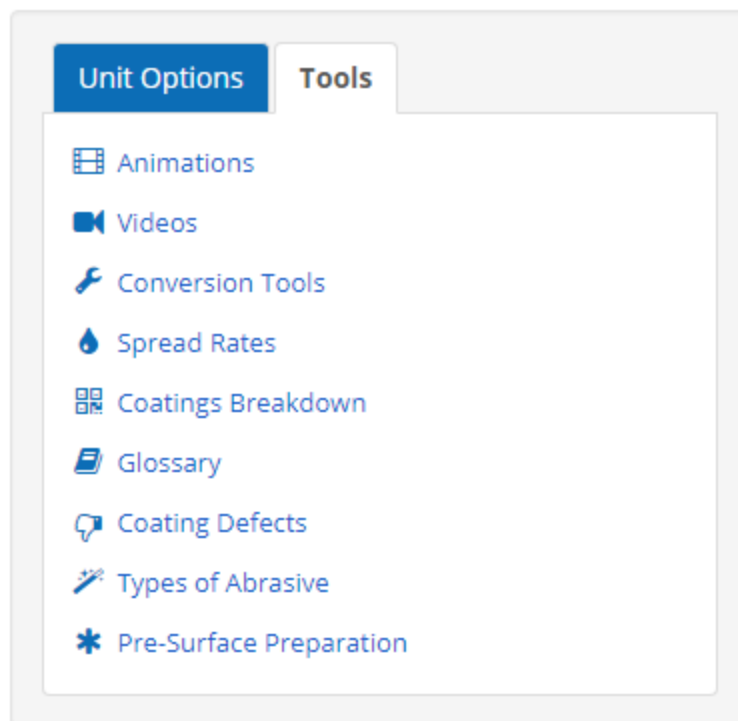
You can use the left and right arrows to navigate between slides.



View previous and next slides

Tools and Extra Resources

There are various tools and media that can be accessed from any slideshow using the *Tools* option in the sidebar. From the Tools tab, you can access video and animation media as well as conversion tools and reference material.



Tools can be accessed from the sidebar

Training Manual

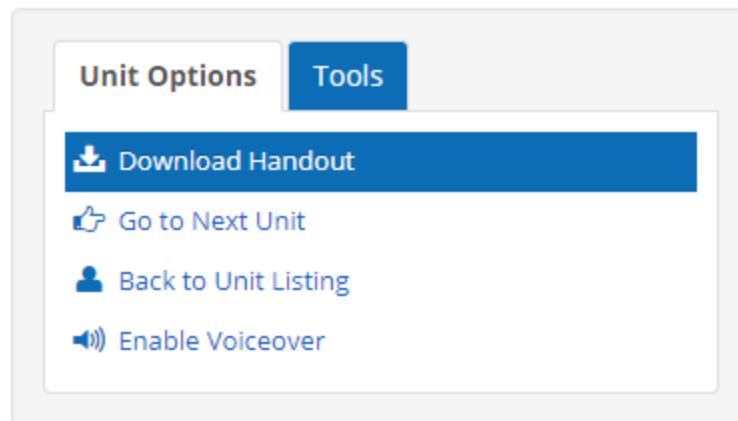
VIEWING TRAINING COURSE CONTENT

Download PDF Handouts for Individual Units

From the unit slideshow you can also download PDF handouts relating to the unit you are currently viewing, via Tools > Download Handout.

This is an alternative to viewing course content using the online slideshow, and may be useful if students need to study offline, for example.

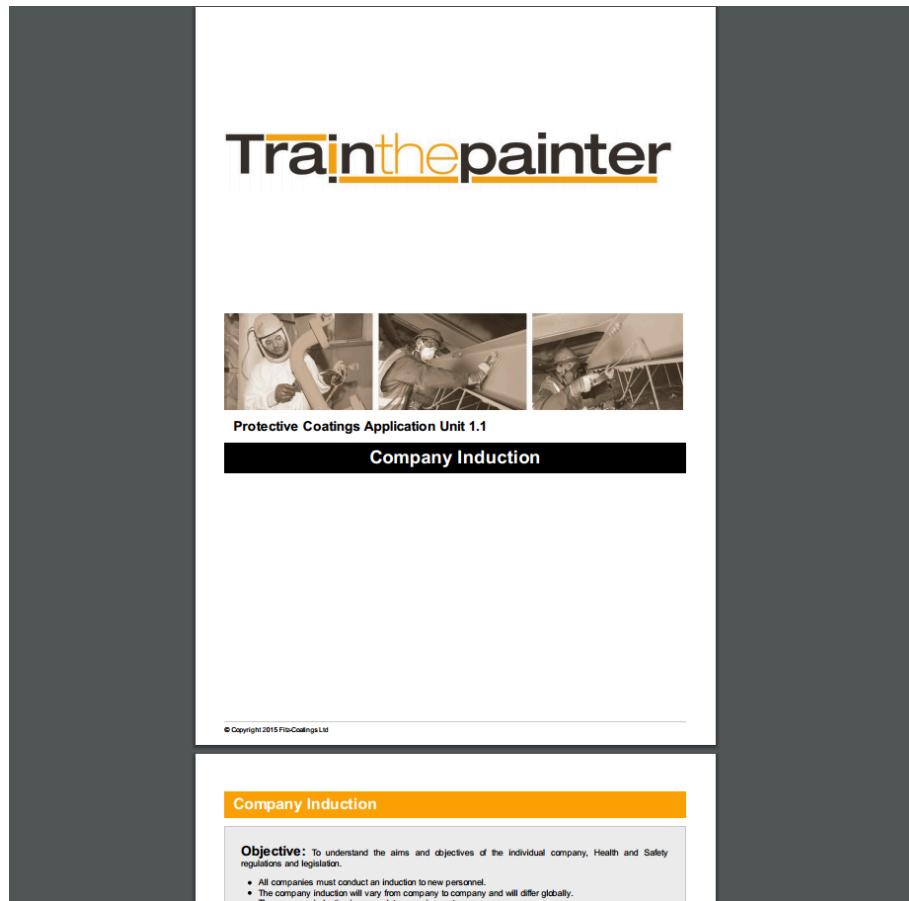
To download a PDF, click the *Download Handout* button in the sidebar from any given unit slideshow.



Download Handout button

Training Manual

VIEWING TRAINING COURSE CONTENT



Downloadable PDF Handout for PCA Unit 1.1 Company Induction

Download PDF Handouts for Entire Units

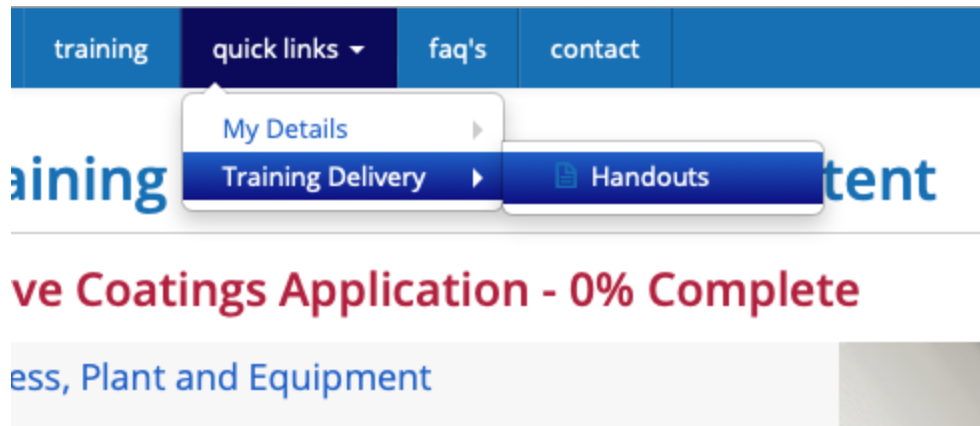
The last section explained that PDF handouts can be downloaded for a specific sub-unit from the unit slideshow.

If you want to download handout material a full unit and all sub-units - this handout content can be downloaded from the Handouts section, accessed via the Training dropdown on the navigation bar.

Training Manual

VIEWING TRAINING COURSE CONTENT

Select the **quick links** option from any page, then browse to **Training Delivery** and **Handouts**



Handouts link

Unit Handouts

The links below allow you to download entire units as PDF documents. Please note: If you only require PDF files for individual units, eg. Health and Safety > Company Induction, you can use the **Download Handout** option beside the relevant slide in the online slideshow

Protective Coatings Application

- 1 - Health and Safety
- 2 - Access, Plant and Equipment
- 3 - Surface Preparation
- 4 - Coating Types
- 5 - Coating Application
- 6 - Quality Control

Abrasive Blast Cleaning

Spray Painting

Coating Applicator Specialist

MORE INFORMATION

Purpose

This is where you can view handout material for a complete Training Unit Section, rather than downloading each individual unit while working through the training presentations

Use

Select the Training Module you wish to view, this will open up to show a list of Training Units - click on a title to view as a PDF in your browser

PLEASE NOTE: Some units are very large, and so it may take some time for the system to generate the PDF file

Unit Handouts page