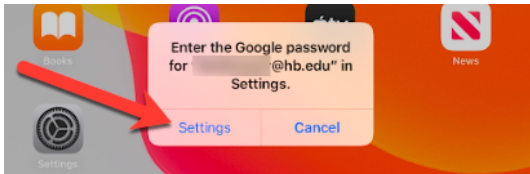
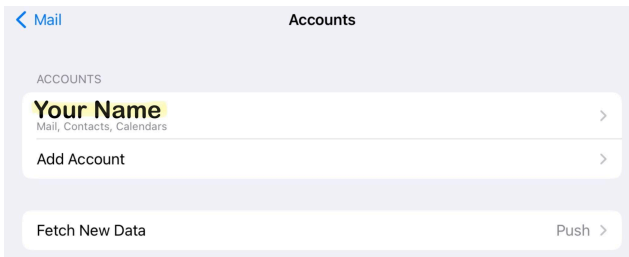


LOGIN TO GOOGLE

- 1) You should be prompted to enter your Google password. Select **Settings**.



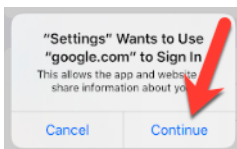
- 2) In settings, scroll to the bottom to find apps, then find mail, select **Mail Accounts** and then select **your name**



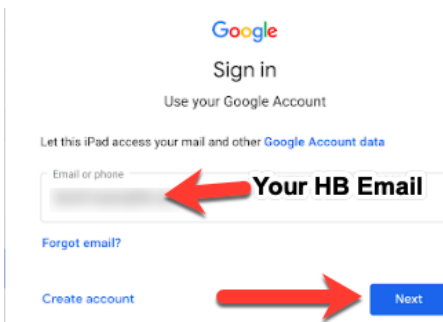
- 3) Select **Re-enter Password**



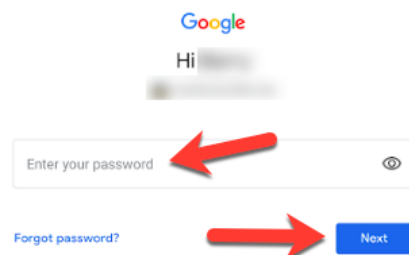
- 4) Select **Continue** when prompted that Settings Wants to Use "Google.com to Sign in"



- 5) Enter your **HB email address** and select **Next**.



- 6) Enter your HB password and select Next.



- 7) Wait as it logs into your account