

The National Basketball Association (**NBA**) is a professional basketball league in North America composed of 30 teams. It is one of the major professional sports leagues in the United States and Canada and is considered the premier professional basketball league in the world.

With the NBA App, follow all your favorite teams and players, watch highlights and game recaps, follow the latest action with our Stories feature and more.

www.nba.com

The official website of the National Basketball Association. Follow the action on NBA scores, schedules, stats, news, Team and Player news.

NBA Testing: Functional Testing Regression Testing

All-Star Saturd



Steph Wins Challenge



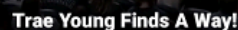
East




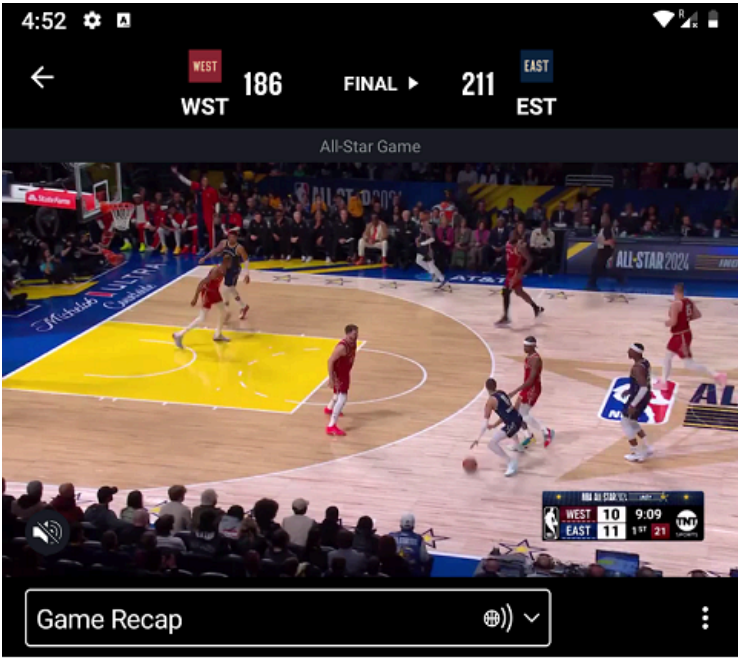
Discover



MOMENTS





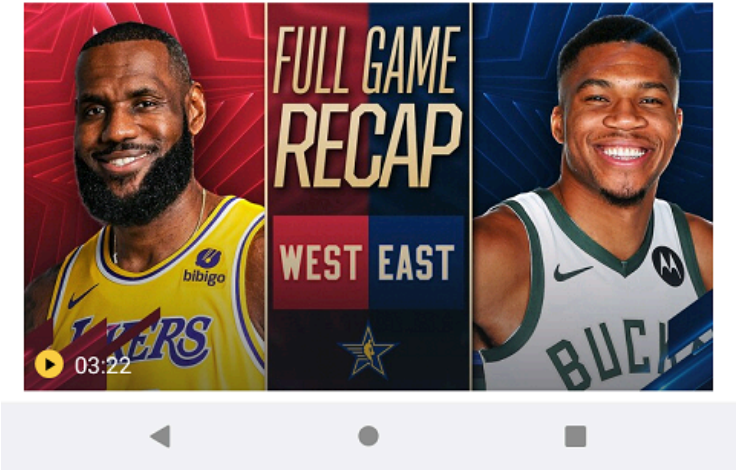
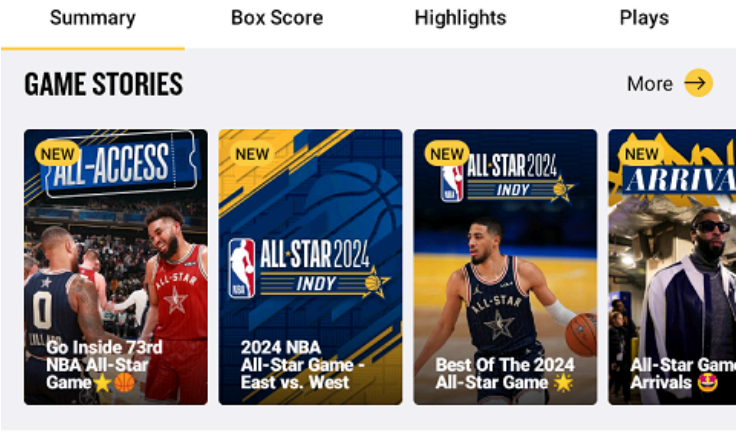
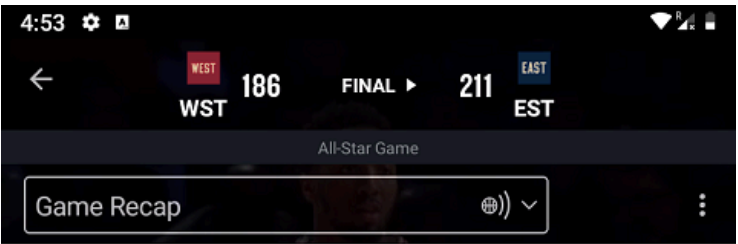


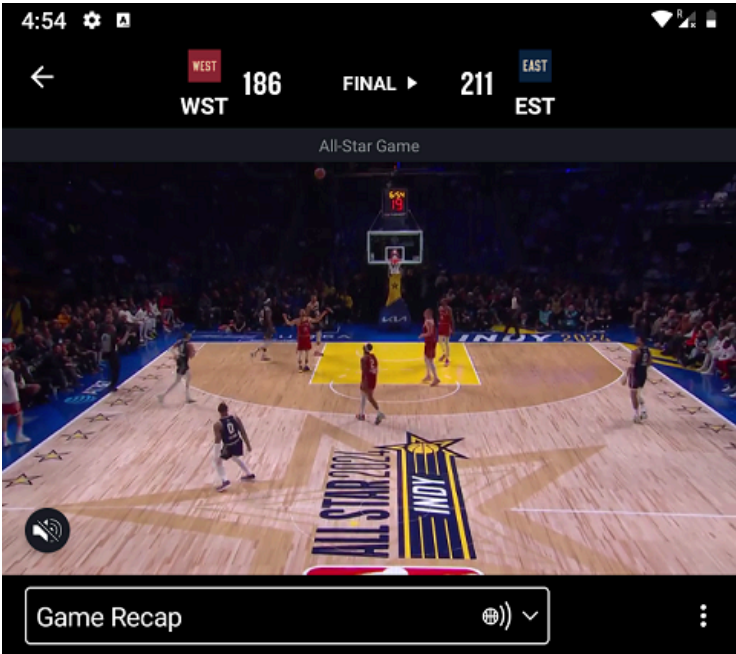
Summary Box Score Highlights Plays

	Q1	Q2	Q3	Q4	T
WEST	47	42	47	50	186
EAST	53	51	56	51	211

SCORE BIG THIS SEASON

GAME STORIES

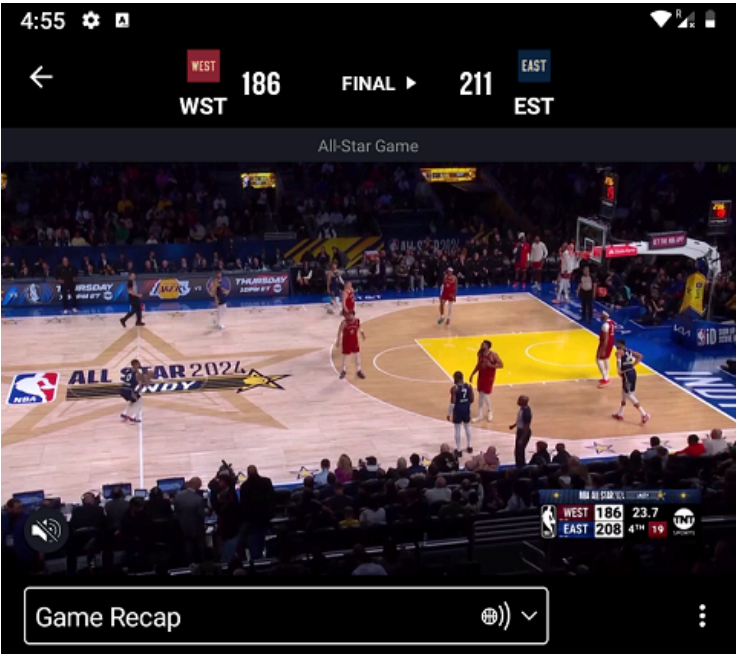







Summary	Box Score		Highlights	Plays		
Starters	MIN	PTS	REB	AST	STL	BLK
L. James SF	13:48	8	4	3	0	0
K. Durant PF	24:51	18	5	5	2	0
N. Jokic C	23:19	13	4	9	2	0
L. Doncic SG	22:45	7	7	7	0	0

WST

EST



Summary	Box Score	Highlights	Plays
 Karl-Anthony Towns erupts for 50 points vs. East 01:54			
 Tyrese Haliburton with 32 Points vs. West 01:58			
 Jaylen Brown with 36 Points vs. West 01:53			

4:56

WEST

186

FINAL

211

EAST

WST

EST

All-Star Game

Game Recap

🌐

⌵

⋮

Summary	Box Score	Highlights	Plays			
Starters	MIN	PTS	REB	AST	STL	B
L. James SF	13:48	8	4	3	0	
K. Durant PF	24:51	18	5	5	2	
N. Jokic C	23:19	13	4	9	2	
L. Doncic SG	22:45	7	7	7	0	

WST

EST

4:57

NBA

ALL-STAR 2024
INDY

Latest

Schedule

Roster

Tickets

FAQ

More →

PLAY

All-Star Edition

ALL-STAR 2024

East vs. West

ALL-ACCESS

73rd NBA All-Star G...

★

Best Of All-Star G...

ALL-STAR

All-Star Game MV...

ALL-STAR

All-Star Game Arri...

STEPHEN CURRY

Steph Wins Challenge

GL

Up t

ALL-STAR WEEKEND: ALL-ACCESS

More →

NEW

ALL-ACCESS

Go Inside 73rd NBA All-Star Game

NEW

ALL-ACCESS

CREATORS

Jesser & Kris London @ NBA All-Star Game

NEW

ALL-STAR

CELEBRITY

Stars On T Sideline A All-Star G

←

Ad Test Ad le

Send feedback

Why this ad? ⓘ

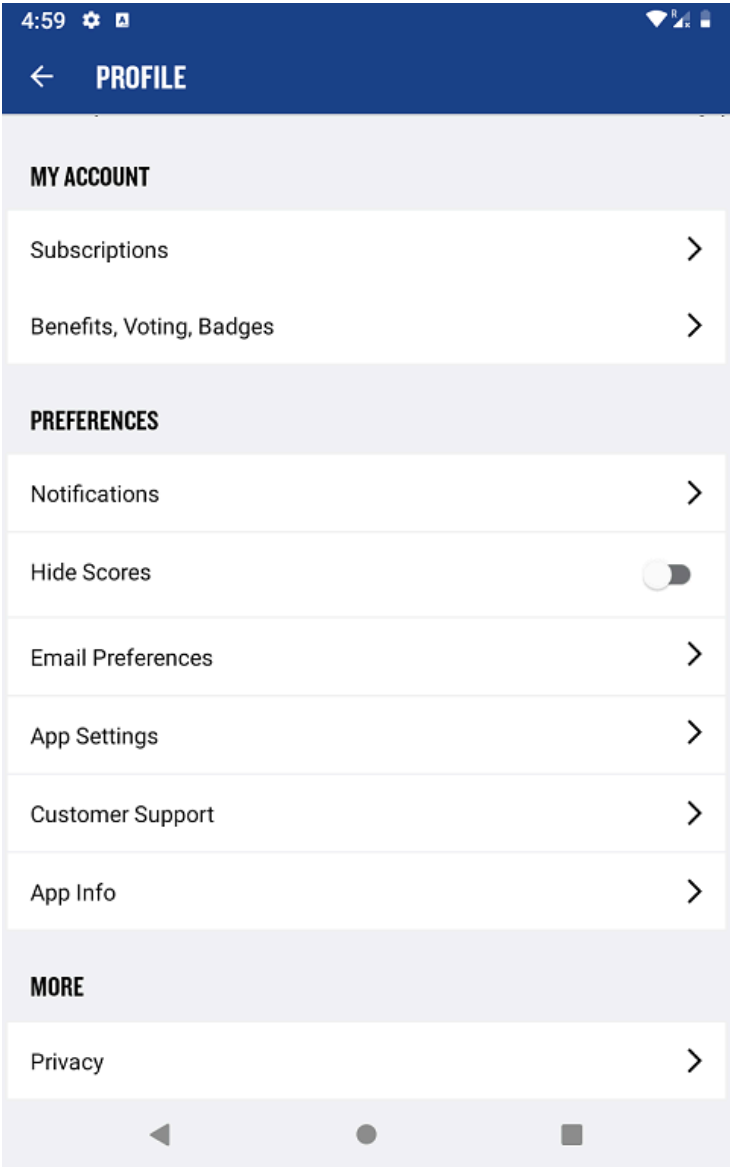
For You

Games

Moments

All-Star


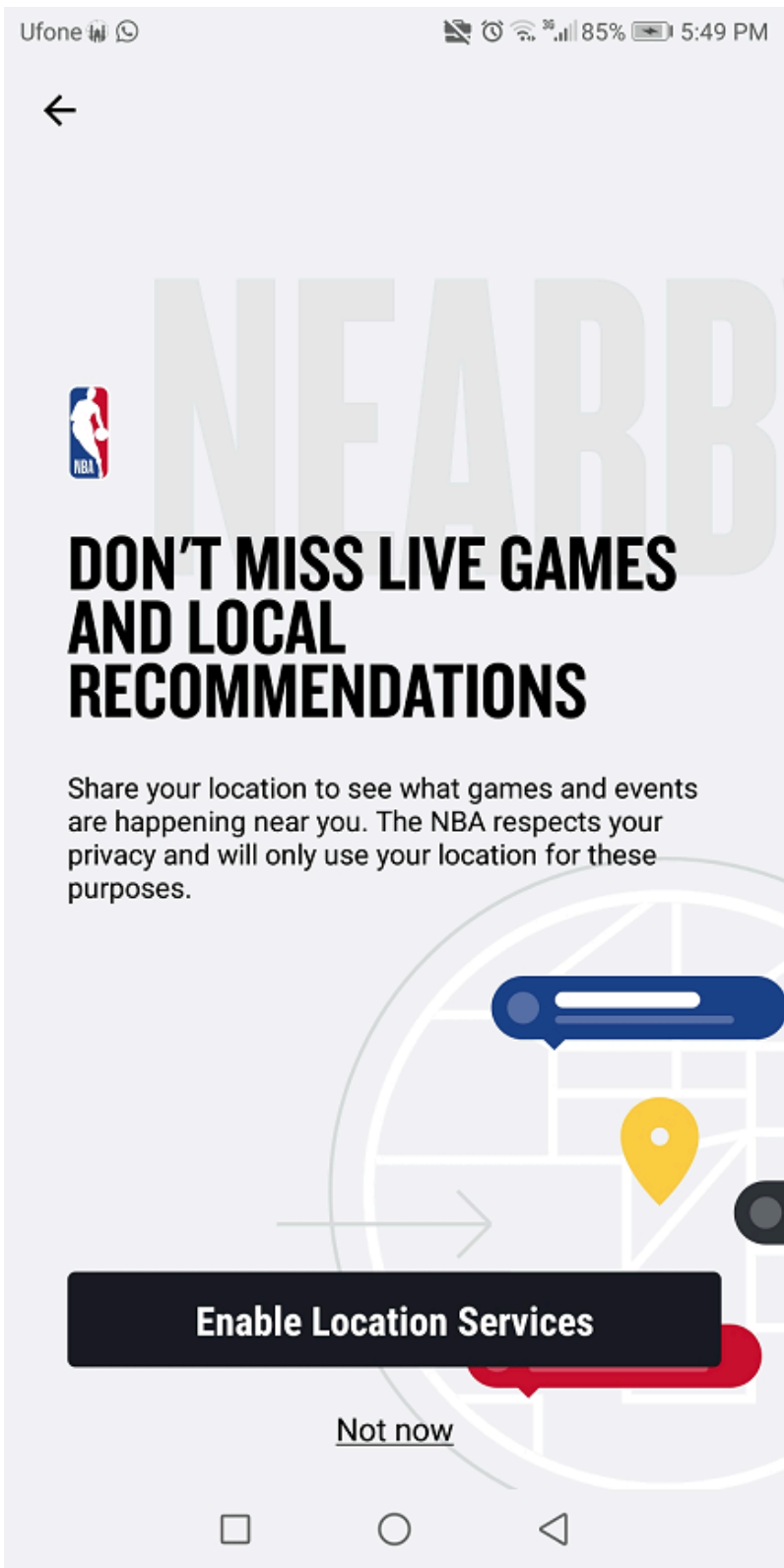
Discover



Within the NBA App, NBA League Pass is the subscription-based product that gives you access to all games, live and on-demand, for the entire season. <https://support.watch.nba.com/hc/en-us/articles/360056384154-What-is-the-NBA-App->

Website:
<https://www.nba.com/>

Android App:
<https://play.google.com/store/apps/details?id=com.nbaimd.gametime.nba2011&hl=en&gl=US>



FAVORITE TEAMS



SEE YOUR FAVORITE TEAM FIRST

This team will be front and center every time you open the app.



Atlanta Hawks



Boston Celtics



Brooklyn Nets



Chicago Bulls



Denver Nuggets



Orlando Magic

Next

PLAYERS




FOLLOW YOUR FAVORITE PLAYERS


Be the first to know what's happening with your top players. You can change your picks at any time.

Search Players

Following



N. Alexand...




J. Brown



C. Capela



S. Hauser



A. I

Denver Nuggets



Next

← NOTIFICATIONS



STAY IN THE LOOP

We'll only send the notifications you choose.
Select from the categories below

Allow Notifications



League Alerts



NBA

Breaking News, Editors' Picks, Player Updates, NBA ID Benefits & Rewards

On



Games & Stats

Off

Team Alerts



Denver Nuggets

Game Start, Halftime End, Close Game, Game End, Other

On

Next



NBA 2K24 Summer League



Hawks
1-1

98

FINAL

93



Nuggets
0-2



BEST FROM WEMBANYAMA

More



For You



Games



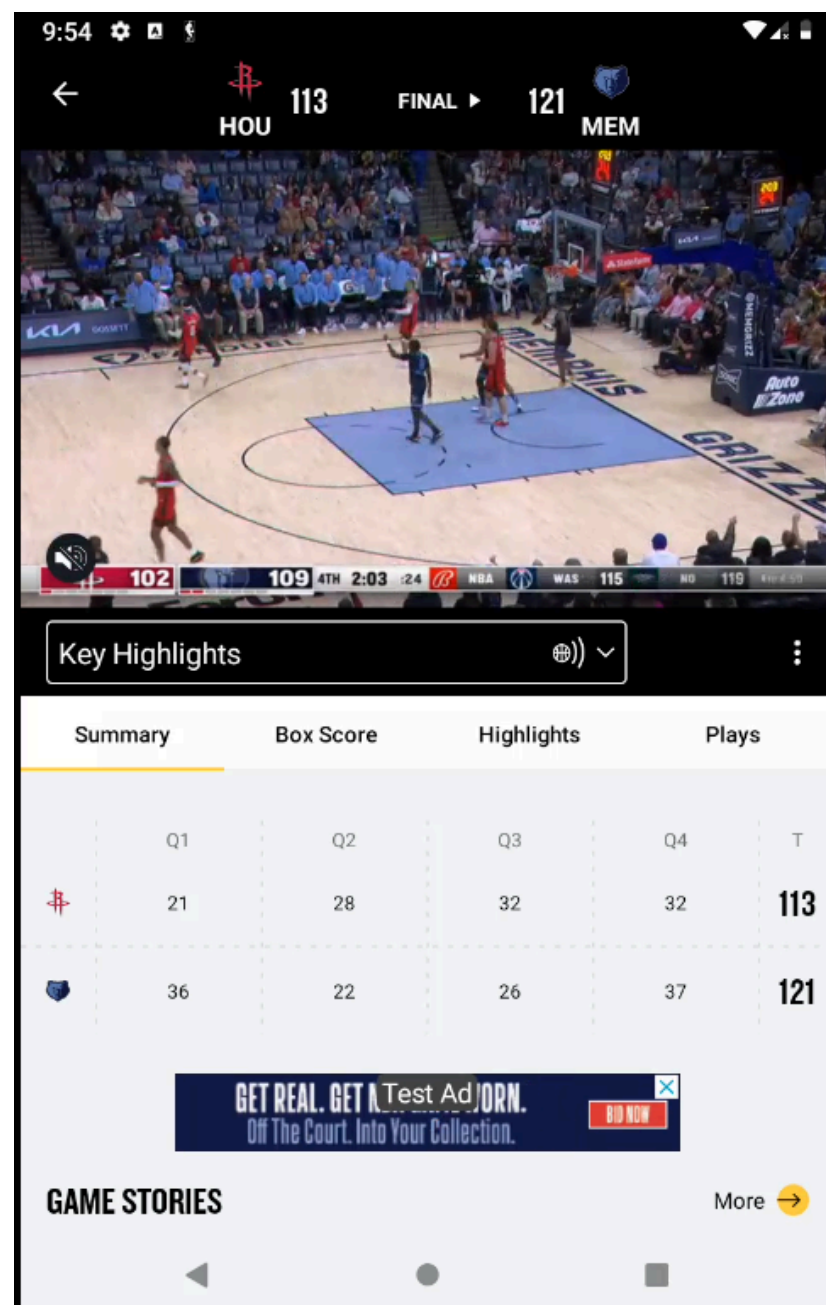
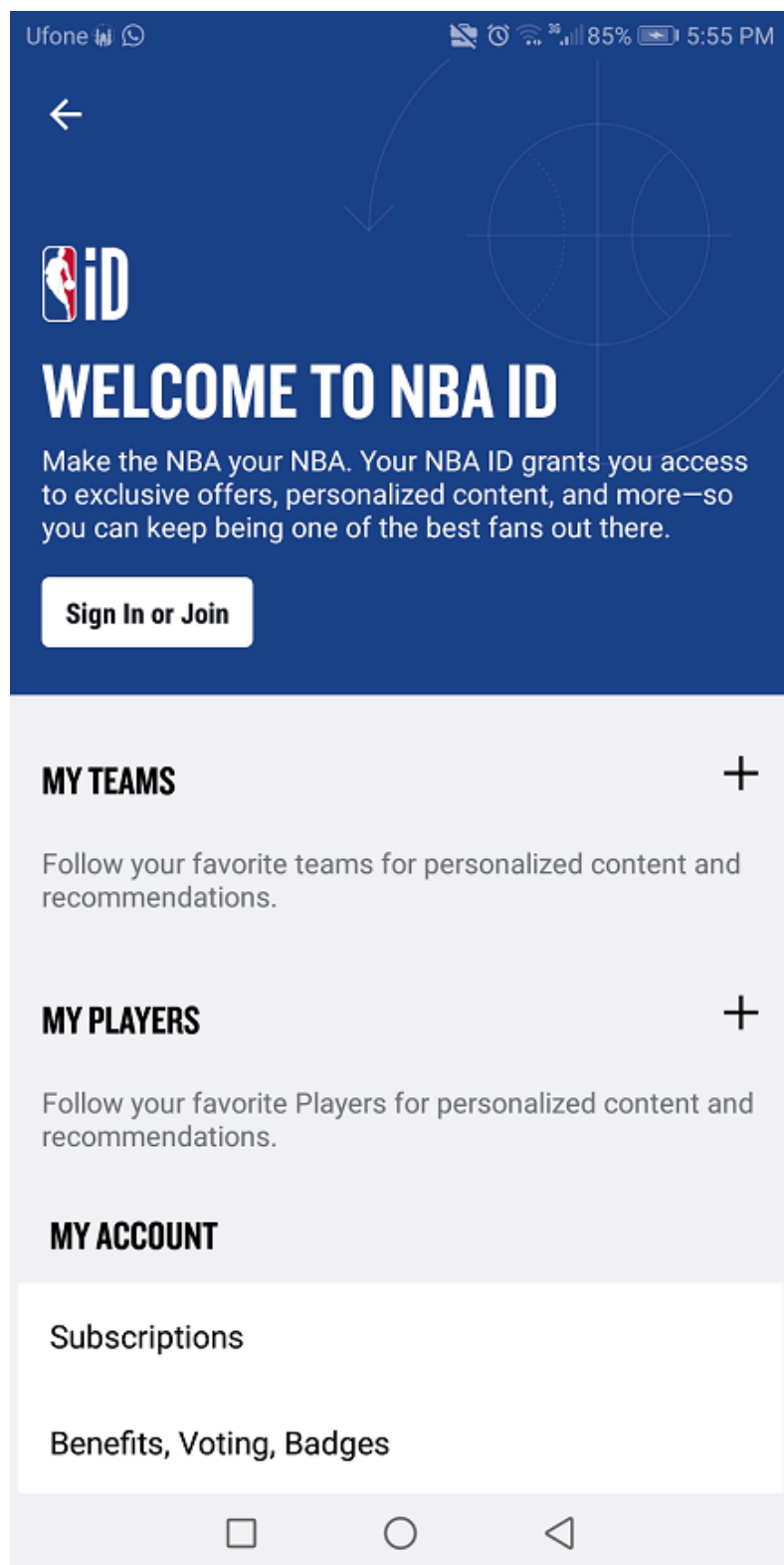
Watch



Summer League



Discover



NBA Registration



CREATE YOUR NBA ID

Save your App preferences, see personalized content no matter what device you're on, and get exclusive benefits like game ticket giveaways, seat upgrades, merch deals and more.

Already have an NBA ID? [Sign In](#)

Email

Password



Password must be at least 8 characters long and include 1 capital letter and 1 symbol.

First Name (Optional)

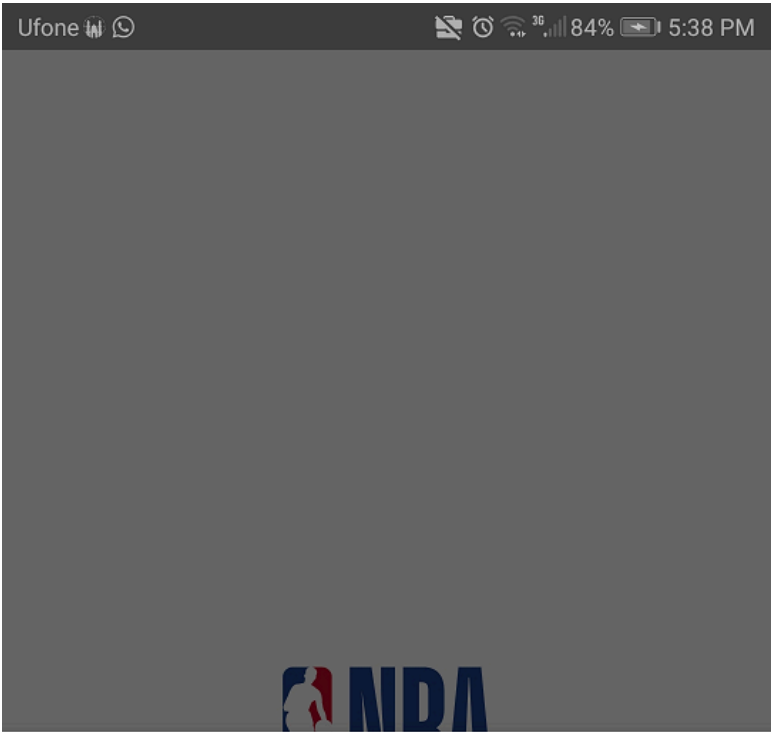
Last Name (Optional)

Birthdate

Country

United States





Cookie Policy

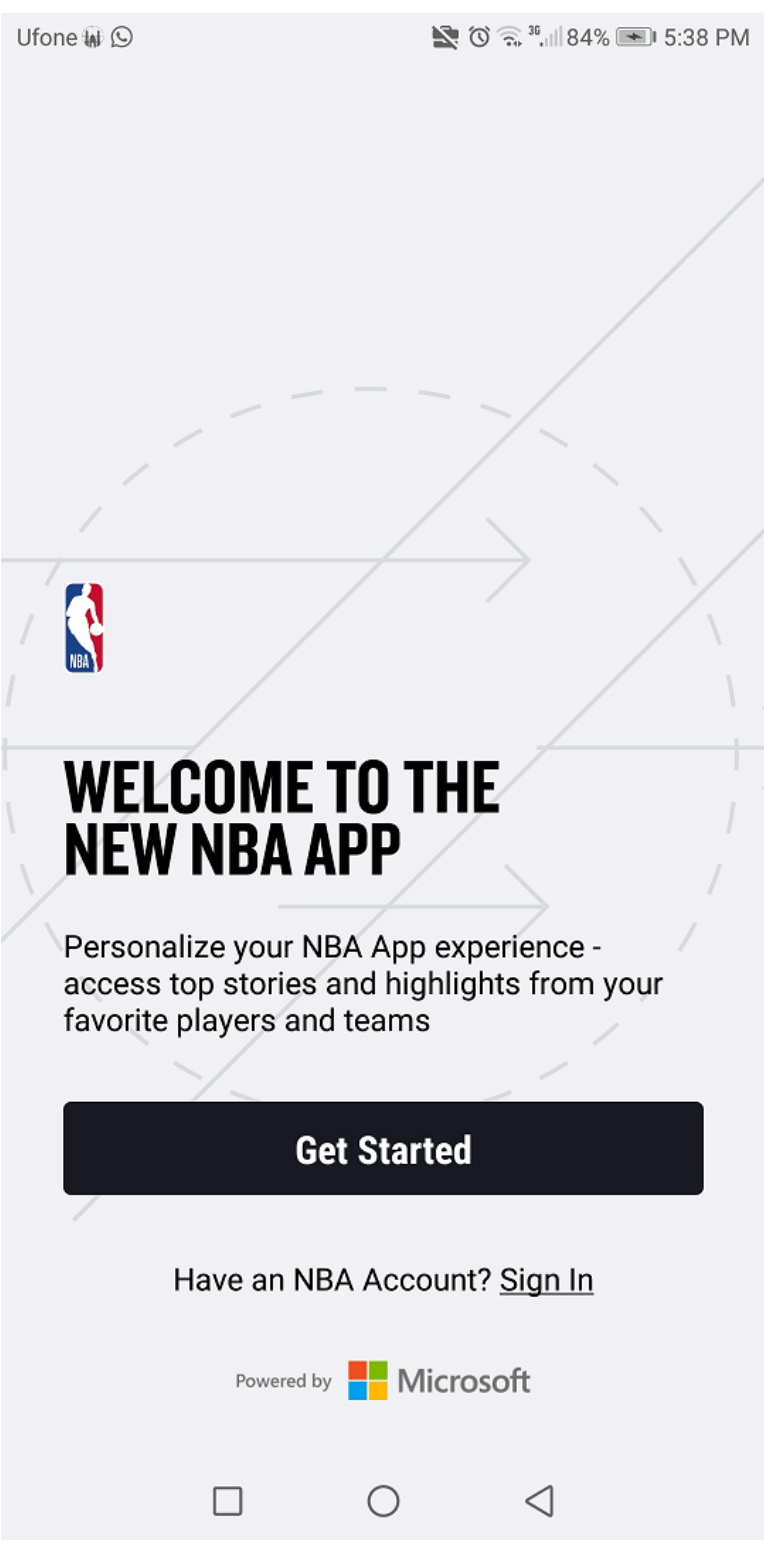
We and our partners store and/or access information on a device, such as unique IDs in cookies to process personal data. You may accept or manage your choices by clicking below or at any time in the privacy policy page. These choices will be signaled to our partners and will not affect browsing data.

We and our partners process data

[List of Partners \(vendors\)](#)

I Accept

[Show Purposes](#)





SIGN IN WITH YOUR NBA ID

Email

Password



[Forgot password?](#)

Sign in

Your NBA Account is now NBA ID.
If you've signed into the app before, use the same
credentials here. Otherwise, [Sign up](#)

OR

More Sign in Options STARZPLAY



SIGN IN WITH YOUR NBA ID

Email

ggvgg

Please enter a valid email address

Password



[Forgot password?](#)

Sign in

Your NBA Account is now NBA ID.
If you've signed into the app before, use the same
credentials here. Otherwise, [Sign up](#)

OR

More Sign in Options STARZPLAY



6:38

←

iD

SIGN IN WITH YOUR

NBA ID

Email

nextgentest3@nba.com

Password

.....

[Forgot password?](#)

Sign in

Your NBA Account is now NBA ID.

If you've signed into the app before, use the same credentials here.

Otherwise, [Sign up](#)

OR

More Sign in Options

STARZPLAY

Invalid email or password. Please try again.

◀

●

■

1:28

←

iD

SIGN IN WITH YOUR

NBA ID

Email

nba_next_gen56@testlio.com

Password

Testlio4321

[Forgot password?](#)

Sign In

Your NBA Account is now NBA ID.

If you've signed into the app before, use the same credentials here.

Otherwise, [Sign up](#)

OR

More Sign in Options

STARZPLAY

Oops something went wrong. Please try again.

◀

●

■



SIGN IN

SIGN IN WITH YOUR NBA ID

Email

Password



[Forgot password?](#)

Sign in

Your NBA Account is now NBA ID.

If you've signed into the app before, use the same credentials here.

Otherwise, [Sign up](#)



FORGOT PASSWORD

Please enter the email address you registered with, and we will send a link to reset your password.

Email



Reset Password



EMAIL SENT

Check your inbox and follow the instructions to reset your password.





17-07-2023

#165 Sat, 15 Jul 9pm - Mon, 17 Jul 2pm ONGOING (ends in 6 hours)
R165 - Android Regression - Sign in & Reset Password in NBA Nextgen - Mobile Functional #165 (0.7 hours)
Huawei Mate 10 Lite Android 8.0

Time spent: 2h:15m

Same as above

Entitled user:
nextgentest3@nba.com
SpaceJam1996!

shakeelsoft@gmail.com
Old p/w: 123_10Jul2023
New p/w: 123_17Jul2023

.....

Issue found

[Android] [Log In] The app crashes if "Sign in" is started from the welcome screen and when an incorrect password/email is entered.

<https://platform.testlio.com/c/nba---nextgen/issues/528541?>

****Environment:****
Device and OS: Huawei Mate 10 Lite, ****Android 8.0****
Testable App version: 0.19.0
Testing Environment (QA/Prod): Prod
Network (WiFi / Cellular): WiFi
Location: Pakistan
Account used: nextgentest3@nba.com / SpaceJam1996!
Originating ADO User Story: N/A

****Pre-condition:**** User already has an active account and app is installed for the first time.

****Steps to reproduce:****

1. Launch the NBA app
2. Tap on 'Sign in' from the Welcome screen
3. Type a valid email address in the email field
4. Enter incorrect password (one or two times)
5. Tap on sign in button.
6. Enter a correct password
7. Type a valid email address that has no active account (two or three times)
8. Tap on sign in button.

****Expected result:****
The login screen is presented again to the user, after entering an incorrect password/email

The app crashes if 'Sign in' is started from the Welcome screen and when an incorrect password/email is entered.

<https://testlio.rocket.chat/group/nba-team?msg=q8Z62j5t13y5Zm4Qw>

28-12-2023

R233 - Android Regression - Registration in NBA Nextgen - Mobile Functional #233 (0.7 hours)

Coordinator: Marium M.

Start: Wednesday, Dec 27, 2023 11:00pm

Due: Thursday, Dec 28, 04:00pm

Estimate: 40m

Device: Google Pixel C Android 9.0

NBAQA-107 - Android Regression Run for build Version 0.30.0 (30000)

Welcome to the Android Release Regression Next Gen run - PROD testing!

Environment to Test: Production

Build : Version 0.30.0 (30000)

Build: app-release.apk

Version: 0.30.0

Testing with: Google Pixel C Android 9.0

Android Regression - Registration

1. Pre-condition: Freshly download the build from app center or production in market build.

2. Launch the app

User prompt to welcome screen

3. Tap on sign in button

Sign in page loads

4. Tap on 'Don't have an account' or 'Sign up' link

Create an account page loads

5. Verify the user is able to toggle back and forth between create account and sign in screens from 'Sign in' and 'Create account'

6. Go to 'Create account' screen

Verify that 'Create account' button is not active

7. Type invalid email

"Please enter valid email address" or similar message should be displayed below email field

8. Enter valid email

User should be able to enter valid email without any issue

9. Type invalid password in the password field

Error message should display below password field: "Password must be at least 8 characters long and include 1 capital letter and 1 symbol.

10. Enter valid password

User should be able to enter valid password without any issue

11. Verify that First and Last Name fields are optional

12. Verify that user is able to enter first and last name

13. Tap on birth date

Verify user is able to select birthday from the calendar popup

14. Select birth date less than 13 years

The error message "You must be at least 13 years of age" should display below Birthday field

To select an year (say 2005), user has to scroll back month by month from 2023 back to 2005, can't select an year instantly.

15. Verify user upon on tapping country field the county dropdown list should be native alphanumeric order

- First Country is displayed as user's own country

- After the First Country, the County dropdown list displayed in alphabetical order

First Country is displayed as "United States"

16. Verify that the user is able to change the auto selected country from location dropdown

17. Select any other country than USA, Canada or Mexico

Verify that postal code field is NOT displayed

Postal code field is NOT displayed for any country

18. Select USA, Canada or Mexico as country

Verify that postal code field IS displayed

Issue:

#451153 [iOS][Register] Postal code field is not visible when selecting Canada and Mexico as countries for account registration

<https://platform.testlio.com/c/nba---nextgen/issues/451153?>

19. Uncheck the required agreement and tap on 'Create Account'

User should not be able to proceed

20. Check both term agreements and tap on 'Create Account'

User should be able to proceed

21. Enter valid data in all the fields except email. (Email should be an existing account)

"This email is already associated with an NBA account. If you forgot your password you can reset password here" error message should be displayed below email field

22. Enter all valid data

Verify once the user has entered all valid data, 'Create Account' button should enable

23. Click on 'Create Account'

User should be able to create new account

New Issue found:

#577659 [Sign Up] New account can be created using an email that does not even exist

<https://platform.testlio.com/c/nba---nextgen/issues/577659>

Environment:

Device and OS: Google Pixel C Android 9.0

Testable App version: 0.30.0
Testing Environment (QA/Prod): Prod
Network: Wi-Fi
Location: Pakistan
Reproducibility rate: 3/3
Account used: N/A
Originating ADO User Story: N/A

- **Steps to reproduce:****
- 1. Launch the app, user prompt to welcome screen
 - 2. Tap on 'Don't have an account' or 'Sign up' link
 - 3. Create an account page loads
 - 4. Enter valid data in all the fields
 - 5. Type an email in valid format but with any random characters i.e. (aaaaaaabbbbbbbccccccccddddd@ gmail.com)
 - 6. Check both term agreements and tap on 'Create Account'

****Expected result:****
New account can be created using any existing email address.

****Actual result:****
New account can be created using an email that does not even exist.

<https://platform.testlio.com/c/nba---nextgen/issues/590845?>

.....

15-02-2024

#590846 [Android][Register] App allows the use of current password on reset password
<https://platform.testlio.com/c/nba---nextgen/issues/590846>

#590812 [Android][Forgot Password] Error message pops up under email field as soon user starts entering email id
<https://platform.testlio.com/c/nba---nextgen/issues/590812>

#590845 [Android][Forgot password] Forgot Password email instructions are sent to an invalid email with no account linked
<https://platform.testlio.com/c/nba---nextgen/issues/590845?>
<https://platform.testlio.com/c/nba---nextgen/issues/518882>

#590846 [Android][Register] App allows the use of current password on reset password
<https://platform.testlio.com/c/nba---nextgen/issues/590846>

.....

NBA - Video Player

Google Pixel C Android 9

Build app-release (5).apk

Version 0.15.1

nextgentest3@nba.com
SpaceJam1996!

Device and OS: Google Pixel Android 9
Testable App version: 0.15.1
Testing Environment (QA/Prod): Prod
Network: WiFi
Location: Pakistan
Reproducibility rate: 0/3
Account used: nextgentest3@nba.com
Originating ADO User Story: NA

19-11-2023

R213 - Android Regression - Video Player - VOD in NBA Nextgen - Mobile Functional #213 (1 hour)

<https://freelancer.testlio.com/work/tasks/e318RnJlZWxhbmNlckFwcFRhc2s6MjAxODUyNg==>

Workspace: NBA Nextgen - Mobile Functional
Coordinator: Marium M.
Starts: Saturday, Nov 18, 07:00pm
Due: Sunday, Nov 19, 02:00pm
Estimate: 1h
Elapsed: 3h 20m

Build: app-release.apk
Version: 0.27.0
Testing with: Google Pixel 5, Android 13.0
Account used: nextgentest1@nba.com SpaceJam1996!

.....

Instructions to testers

Welcome!

Welcome to the Android Release Regression Next Gen run - PROD testing!

- Environment to Test: Production
- Build : Version 0.27.0 (27000)

##Areas of Focus:

Game details

- In App - Purchases
- Video Player – LIVE & VOD
- Watch Party
- Test local access teams (LAC, PHX, UTAH and LAL)
- Authentication/registration
- In Season Tournament
- NBA TV for INTERNATIONAL users
- Authentication/registration

Notes:

- Turn on location services and allow the app to use the location before starting to test.
- Separate issues should be reported for iOS & Android. If the same issue is reported for Android, then please report a new one for iOS and vice versa.
- Entitled user: User with subscription
- Unentitled user: User without subscription
- Anonymous user: User who is not logged in
- VOD (Video on Demand): Non-live related videos
- Upcoming game/Scheduled game: The game which is scheduled
- Pregame: Starts 30-40 minutes before live game starts. (Discussion and commentary about upcoming game). Can be accessed from 'Games' or 'Home.' 'Pregame' label is present on the game card when the pregame starts.
- Live game: The game that is currently live. Can be accessed from 'Games' or 'Home.' 'Live' label is present on the game card when the pregame starts.
- Post game: The game which appears after the game ends.
- Archived game: Old games. Can be accessed via calendar.
- Blackout: When the game is broadcasted in the same region, then the game is blacked out for the user.
- Hero: Big banner with image/video & buttons on the top of the page

Terms

- Locally Blacked out: When the game is of your city, then the user is blacked out from watching the game.
- Entitled user: When the user is logged in with account having subscription.
- Unentitled user: When the user is logged in with account having no subscription.
- VOD: Videos present under NBA TV section or other videos in the app

VPN to switch city (Use it only for blackout test cases (If required). Test everything else without VPN)

- nordvpn@testlio.com / Lovetesting101 (Install Nord VPN)
- Tunnel bear is also free for US and can be used for limited testing

LP Accounts (Entitled):

- NOTE: Please try to use only one account per tester for Non VIP accounts to prevent reaching concurrency limits.
- Please don't use VIP accounts for Blackout scenarios as these accounts override the blackout scenarios
- Accounts can be accessed in the spreadsheet below:
 - o NOTE: Please add your name to the spreadsheet for all accounts used during testing for non-VIP accounts
 - o <https://docs.google.com/spreadsheets/d/1VM7UGcu2O5KwEQt-vEHM2npBuH3mguZI3YaMMEWQsgs/edit?usp=sharing>

Master sheet: https://docs.google.com/spreadsheets/u/1/d/1FCyzhZO_Zos6GZcNI1y_dIKk8IAzU7Sw1apbtXPSZfl/edit#gid=1462717742

Account with no subscription (Unentitled): Sign up a new account

Issue Requirements

- All issues should consist of videos and logs
- Screenshot is required for UI issues along with video and logs.
- No issue will be accepted without video and logs

.....

Test Cases:

NBA QA-90 - Android Mobile Run for RC build Version 0.27.0 (27000)

<https://platform.testlio.com/c/nba---nextgen/execution#/e/785515/t/TEST-1464>

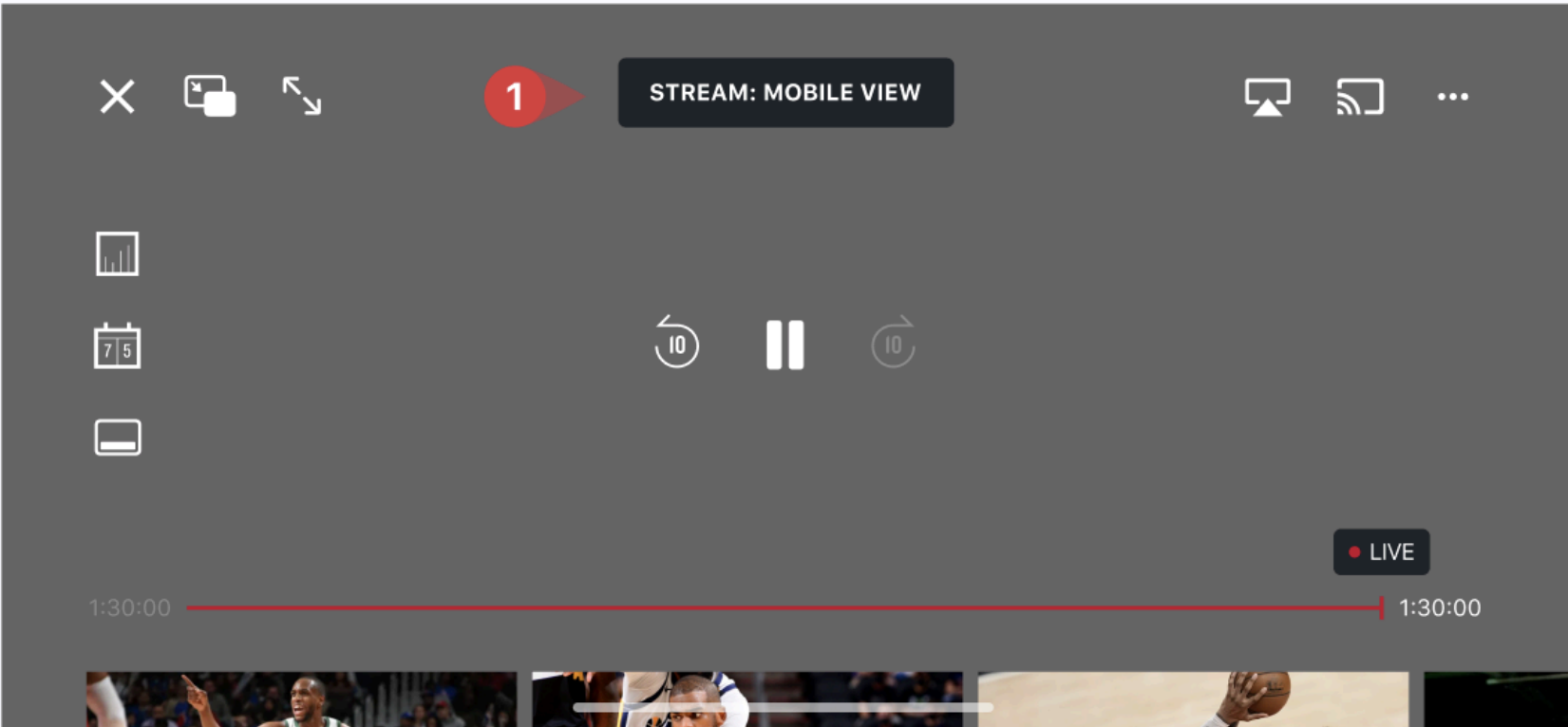
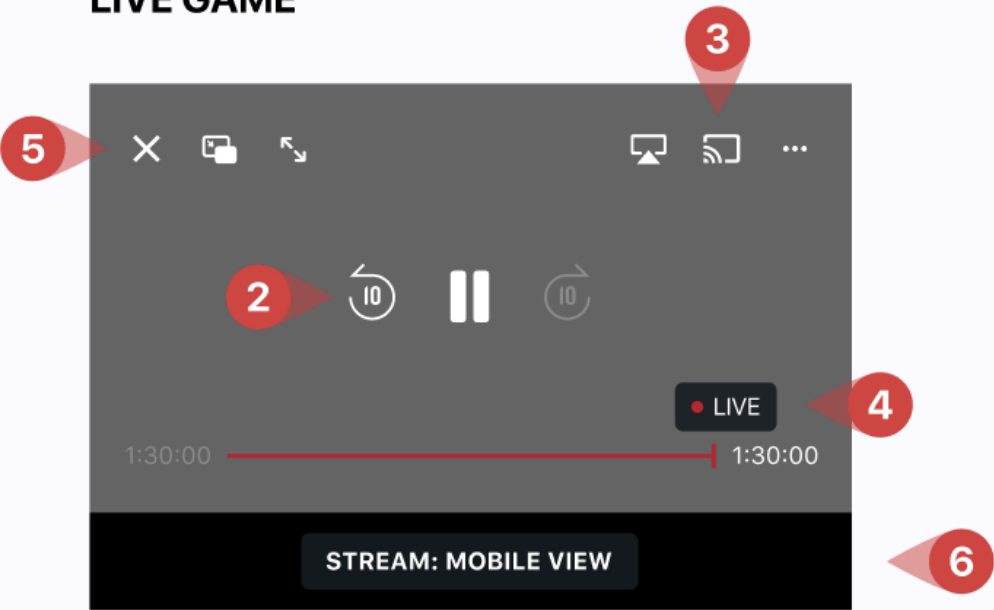
Click on Expected Results:	Known Issues: Explanation: Questions:
--	---

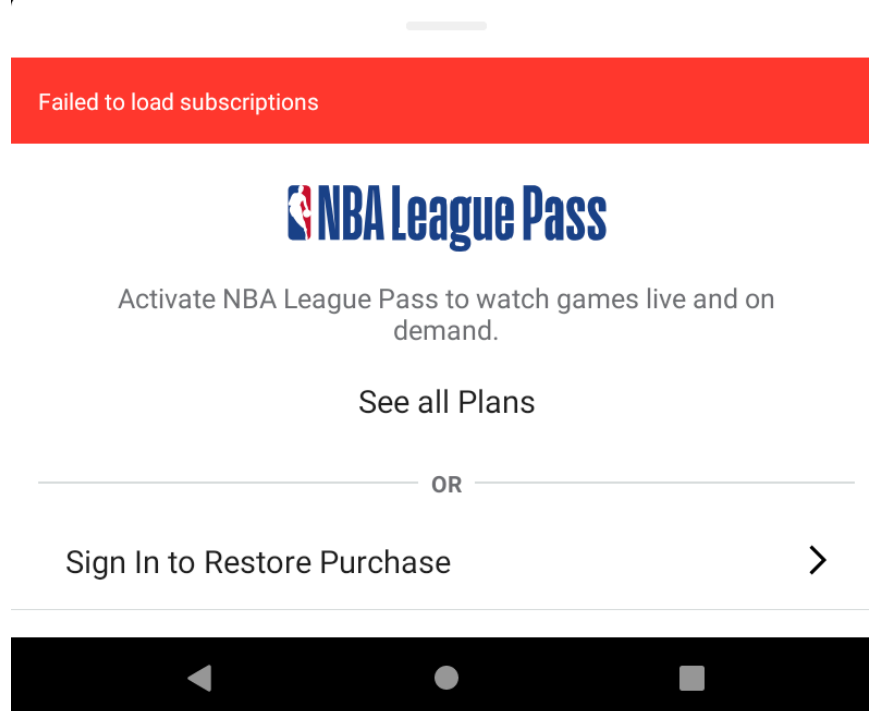

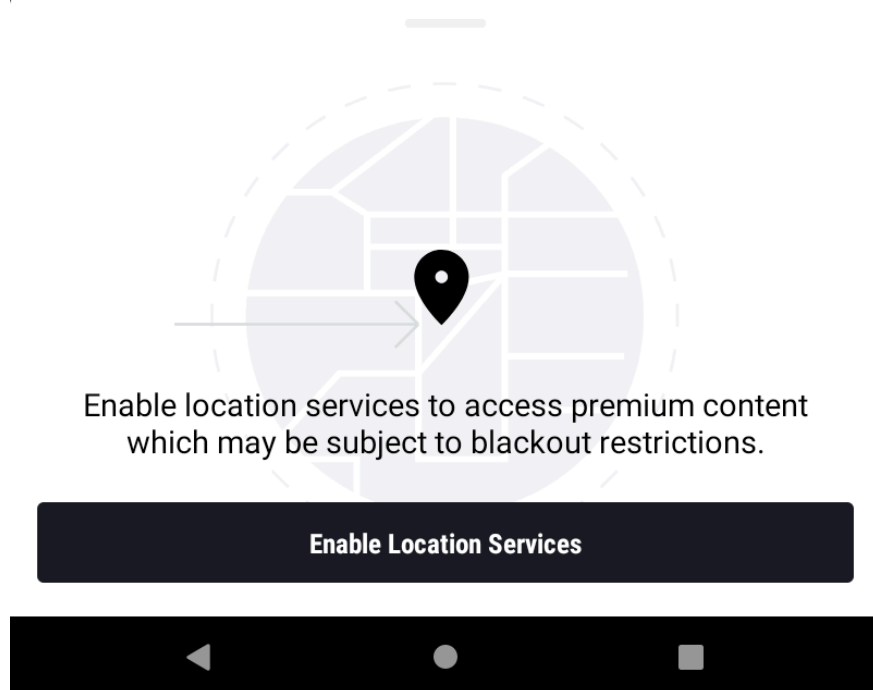
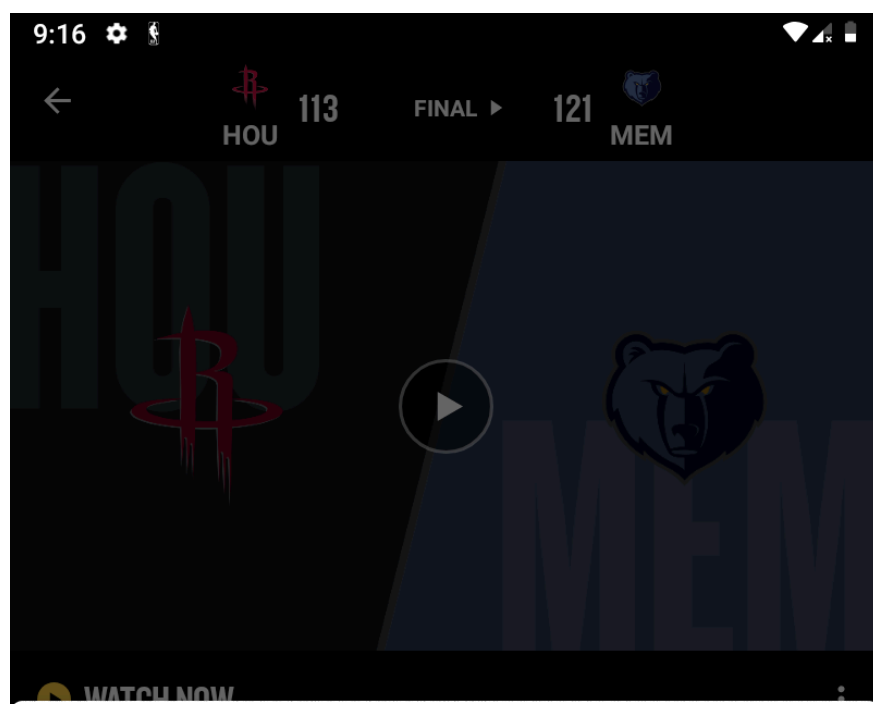
Player controls

iOS - Regression - Video Player - Player controls | Archived games

1. For Archived Games: Navigate to Games/Scores > Go to any old date > Tap on any archived game> Launch Stream
Verify that there should be a single control available in the center of the player.
Player control.png

LIVE GAME





2. Verify player controls are not visible while stream is loading
3. While the stream is playing, tap on the background of the video player
Video player controls should be displayed
4. Verify the state of the button should show a pause icon (||) while stream is actively playing
5. Switch to landscape mode > Verify that the stream title should be shown above the scrubber by following the below format - [Away Team Nickname] @ [Home Team Nickname], [Month] [Date], [Year]
The title is shown above the scrubber
video player.png
6. Verify the left side of the scrubber represents the start duration of the available content in the stream
Scrubber.png

- 7. Verify that a timestamp should exist to the left of the scrubber, indicating the user's current position within the stream
Formatted as HH:MM:SS, with leading zeroes being dropped up to M:SS as a minimum format
timer on scruber.png
- 8. Verify that a timestamp should exist to the right of the scrubber, indicating the elapsed duration of the stream
Formatted as HH:MM:SS, with leading zeroes being dropped up to M:SS as a minimum format
timer on scruber.png
- 9. Verify that a vertical line within the scrubber is present that represents the user's current location within the stream
Scrubber.png
- 10. Tap on any position on the scrubber
The user may tap anywhere in the scrubber to instantly jump to that point in the stream
- 11. Tap on the position indicator line > Drag it forward or backward
 - Verify that releasing this indicator line will jump the player to this point in the stream.
 - Title should disappear while user is scrubbing

[ISE-510118] [Android][Video Player] Scrubber is glitching when dragging forward or backward Re

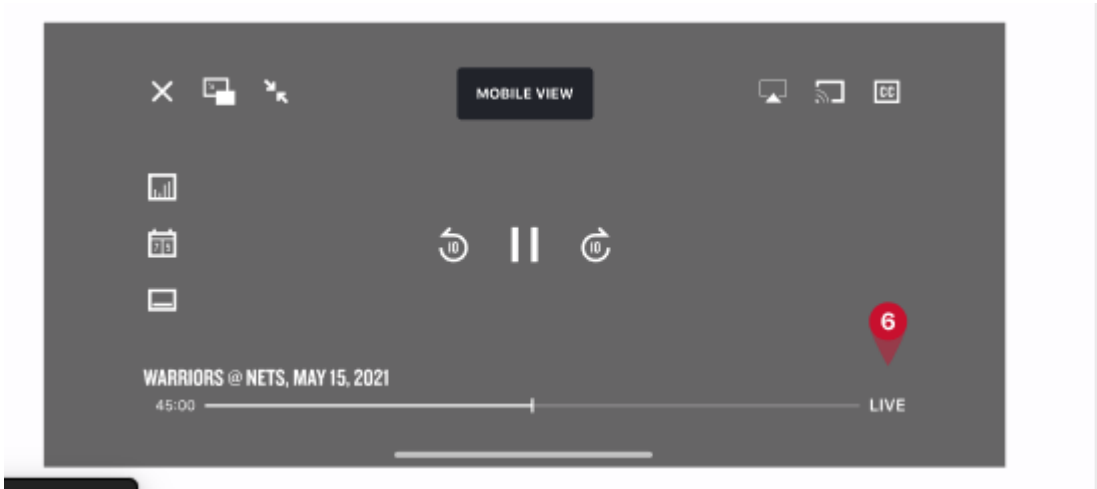
Title does not disappear while user is scrubbing.
TC needs to be updated

#584026 [Android][Video Player] Title is not disappearing when scrubbing left and right in landscape mode
<https://platform.testlio.com/c/nba---nextgen/issues/584026>

- 12. Tap on the position indicator line > Scrub through the indicator line
 - Verify that as the user scrubs, the left timestamp should reflect the current scrubbed position and fade out.
 - Verify that as the user scrubs, a timestamp indicating current scrub point should appear immediately above the vertical line representing the users current position

[ISE-451715] [Android][Games] There is no timestamp above the video scrubber line Remove issue

- 13. Verify the scrubber exists at the bottom of the screen in both portrait and landscape
 - 14. Observer the scrubber
 - Verify the scrubber should reflect an inactive state and not display as red.
 - No Live text should be displayed on the right side.
- inactive.png



- 15. Verify player controls should fade out and become hidden after three seconds inactivity on play control screen. It should remain hidden unless user touch the screen or something.
- 16. Verify that archived game stream should not have Live button to jump to live stream
- 17. Verify that player controls work as expected in landscape mode

.....

Android - Regression - Video Player - Player controls | VOD

1. Menu > Watch > Featured > Tap on any Video
Verify that there should be a single control available in the center of the player.

Player control.png

2. Verify player controls are not visible while stream is loading
3. While the stream is playing, tap on the background of the video player
Video player controls should be displayed

4. Verify the state of the button should show a pause icon (||) while stream is actively playing

5. Rotate the video to landscape mode and verify that the video title should be displayed above the scrubber
The title is shown above the scrubber

video player.png

Fail

[ISE-567123] [Android] [Watch] Video title not displayed above the scrubber	Remove issue from step
---	------------------------

[ISE-554150] [Android][Video] Game title missing in landscape

6. Verify the left side of the scrubber represents the start duration of the available content in the stream

Scrubber.png

7. Verify that the right start of the scrubber represents the live point in the stream

Scrubber.png

8. Verify that a timestamp should exist to the left of the scrubber, indicating the user's current position within the stream
Formatted as HH:MM:SS, with leading zeroes being dropped up to M:SS as a minimum format

timer on scrubber.png

9. Verify that a timestamp should exist to the right of the scrubber, indicating the elapsed duration of the stream
Formatted as HH:MM:SS, with leading zeroes being dropped up to M:SS as a minimum format

timer on scrubber.png

Comments:
timestamp exists to the left of the scrubber after current time, i.e. in the format:
current time / elapsed time _____ Live (or nothing)

10. Verify that a vertical line within the scrubber is present that represents the user's current location within the stream

Scrubber.png

Test case needs to be changed
<https://platform.testlio.com/c/nba---nextgen/issues/510194?>

11. Tap on any position on the scrubber
The user may tap anywhere in the scrubber to instantly jump to that point in the stream

[ISE-478658] [iOS][Live] Title is not disappearing when scrubbing

12. Tap on the position indicator line > Drag it forward or backward
- Verify that releasing this indicator line will jump the player to this point in the stream. - Title should disappear while user is scrubbing

<https://platform.testlio.com/c/nba---nextgen/issues/451715?>

13. Tap on the position indicator line > Scrub through the indicator line
- Verify that as the user scrubs, the left timestamp should reflect the current scrubbed position and fade out. - Verify that as the user scrubs, a timestamp indicating current scrub point should appear immediately above the vertical line representing the users current position

14. Verify the scrubber exists at the bottom of the screen in both portrait and landscape

15. Observe the scrubber

- Verify the scrubber should reflect an inactive state and not display as red. - No Live text should be displayed on the right side.

inactive.png

16. Verify player controls should fade out and become hidden after three seconds inactivity on play control screen. It should remain hidden unless user touch the screen or something.

17. Verify that VOD (or NBA TV) stream should not have Live button to jump to live stream

Comment:

NBA TV stream does have Live button to jump to live stream

18. Verify that player controls work as expected in landscape mode

18. Tester Note: If logging an issue related to this test case, please make sure to include the following value in the 'Originating ADO User Story' in the issue template: https://dev.azure.com/nbadev/DTC/_workitems/edit/19473

.....

Screen Rotation

iOS - Regression - Video Player - Screen rotation

1. For Archived game: Menu > Games/Scores > Tap on the game and wait for the stream to load/play For VOD: Menu > Watch > Featured > Tap on any video
Stream should start
2. Prerequisite: Auto rotation is disabled on device
3. Video player > Try to rotate the player
Verify rotating the device in 90 degree should not change portrait stream to landscape mode
4. Prerequisite: Auto rotation is enabled on device
5. Rotate the device in landscape mode watching the stream
Stream should enter the full screen mode.
6. Double tap on the video outside of any of the other controls
- Video stream should zoom in so that the video fills the entire width of my device

Note: It's expected that some of the video may be cropped as a result

7. Double tap again on the video outside of any of the other controls while zoomed in
The video stream should zoom out so that the entirety of the stream is visible without any cropping

8. Rotate to portrait mode
The video stream should zoom out so that it is not zoomed in as I watch in portrait mode

9. Tap the device orientation button (Present on top left of the player) while in portrait mode
Video player should be immediately transitioned to landscape mode & should show the player in full screen

There is a full screen button on bottom right

.....

Android - Regression - Video Player - Screen rotation

1. For Archived game: Menu > Games/Scores > Tap on the game and wait for the stream to load/play For VOD: Menu > Watch > Featured > Tap on any video
Stream should start
2. Prerequisite: Auto rotation is disabled on device
3. Video player > Try to rotate the player
Verify rotating the device in 90 degree should not change portrait stream to landscape mode
4. Prerequisite: Auto rotation is enabled on device
5. Rotate the device in landscape mode watching the stream
Stream should enter the full screen mode.
6. Double tap on the video outside of any of the other controls
- Video stream should zoom in so that the video fills the entire width of my device Note: It's expected that some of the video may be cropped as a result
7. Double tap again on the video outside of any of the other controls while zoomed in
The video stream should zoom out so that the entirety of the stream is visible without any cropping
8. Rotate to portrait mode
The video stream should zoom out so that it is not zoomed in as I watch in portrait mode
9. Tap the device orientation button (Present on top left of the player) while in portrait mode
Video player should be immediately transitioned to landscape mode & should show the player in full screen

comment

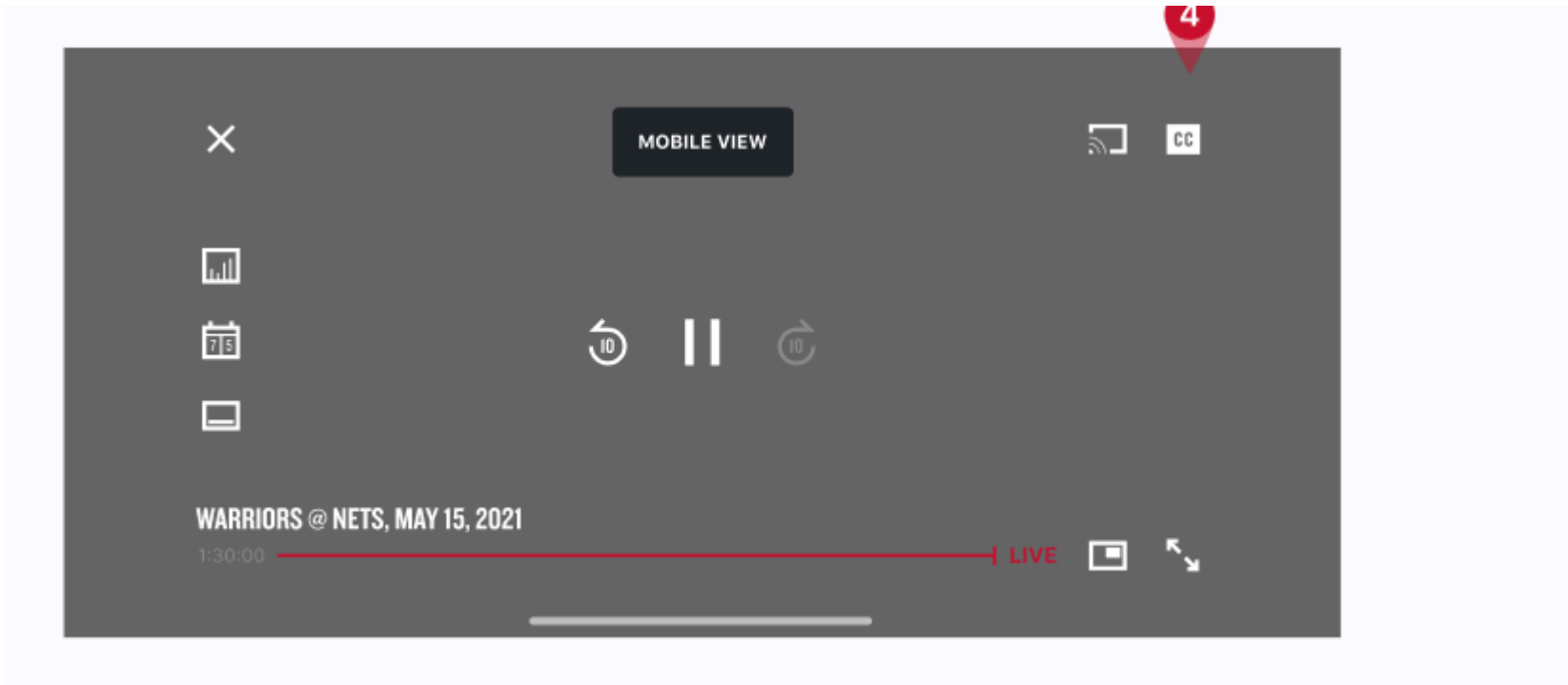
Can't find the device orientation button (Present on top left of the player) while in portrait mode.
Player successfully transitioned to landscape mode and then back to portrait mode after rotating the screen.

#567890 [iOS][Video Player] The video player is not transitioned to landscape mode after pressing the device orientation button in portrait mode
<https://platform.testlio.com/c/nba---nextgen/issues/567890>

Closed Captions

iOS - Regression - Video Player - Closed Captions

- 1. Prerequisite: User has not interacted with device's Closed Captions (CC) settings & user has not interacted with app's Closed Captions (CC) settings before
- 2. Go to device's settings> Accessibility> Subtitles & Captioning > Enable subtitles and captioning options
CC are enabled and customized on device
- 3. Menu > Games/Scores > Tap on the game and wait for the stream to load/play
Verify the CC button is enabled as the app will utilize the user's OS setting until they choose to override it
CC.png



#495871 [Android][Video Player] Closed Caption was still deactivated in app although user has already turned it on via device's settings
<https://platform.testlio.com/c/nba---nextgen/issues/495871?>

The steps below are blocked by this issue

- 4. Menu > Games > Tap on any other game and play the video
Verify that the Closed Captions are enabled by default
- 5. Menu > Watch > Play videos from this section
Verify that the Closed Captions are enabled by default
- 6. Tap on CC button to disable Closed Captions
 - App settings should now override device settings and 'CC' option should be displayed.
 - CC button should be displayed as greyed out.
- 7. Menu > Games/Scores > Tap on the game and wait for the stream to load/play
Verify that the Closed Captions are disabled by default
- 8. Menu > Watch > Play videos from this section
Verify that the Closed Captions are disabled by default
- 9. Menu > Games/Scores > Tap on the game and wait for the stream to load/play > Tap on 'CC' button to enable closed captions
User should be able to enable CC Button through Video Player
- 10. Menu > Watch > Play videos from this section
Verify that the Closed Captions are enabled by default

[ISE-517882] [Android][Latest] Unknown option displays instead of Stream name when playing videos Remove issue from step

- 11. Menu > Games > Tap on any other game and play the video
Verify that the Closed Captions are enabled by default
- 12. Verify that CC button works as expected in landscape mode

.....

Android - Regression - Video Player - Closed Captions | VOD

1. Prerequisite: User has not interacted with device's Closed Captions (CC) settings & user has not interacted with app's Closed Captions (CC) settings before

2. Go to device's settings> Accessibility> Subtitles & Captioning > Enable subtitles and captioning options
CC are enabled and customized on device

3. Menu > Watch > Featured > Tap on any video and wait for the stream to load/play
Verify the CC button is enabled as the app will utilize the user's OS setting until they choose to override it
CC.png

[ISE-495871] [Android][Video Player] Closed Caption was still deactivated in app although user has already turned it on via device's settings

4. Menu > Watch > Featured > Tap on any other video and play
Verify that the Closed Captions are enabled by default

[ISE-495871] [Android][Video Player] Closed Caption was still deactivated in app although user has already turned it on via device's settings

5. Menu > Games > Tap on any archived game > Play
Verify that the Closed Captions are enabled by default

[ISE-495871] [Android][Video Player] Closed Caption was still deactivated in app although user has already turned it on via device's settings

6. Tap on CC button to disable Closed Captions
- App settings should now override device settings and 'CC' option should be displayed. - CC button should be displayed as greyed out.

7. Menu > Watch > Featured > Play any video
Verify that the Closed Captions are disabled by default

8. Menu > Games/Scores > Tap on the game and wait for the stream to load/play
Verify that the Closed Captions are disabled by default

9. Menu > Watch > Featured > Tap on any video and wait for the stream to load/play > Tap on 'CC' button to enable closed captions
User should be able to enable CC Button through Video Player

10. Menu > Watch > Featured > Play any other video
Verify that the Closed Captions are enabled by default

[ISE-495871] [Android][Video Player] Closed Caption was still deactivated in app although user has already turned it on via device's settings

11. Menu > Games > Tap on any archived game and play the video
Verify that the Closed Captions are enabled by default

12. Verify that CC button works as expected in landscape mode

#590875 [Android][Watch] CC is not active after changing the video
<https://platform.testlio.com/c/nba---nextgen/issues/590875>

Picture in Picture

iOS - Regression - Video Player - PIP (Picture in Picture)

1. Pre-requisite: Go to device settings > General > Tap on Picture in Picture and enable
Picture in Picture is enabled on device
2. Tap on Game > Navigate to score > Tap on the game > Allow stream to load and play
Stream plays
3. On the stream > Tap on the PIP button from the video
Verify the user can resize the video and move around the screen at will.
4. Verify that the user is returned to the same view from which the user previously entered the PIP view
5. Observe the video controls on PIP player
Verify that the PIP player should feature the following default controls:
 - Fullscreen
 - Close
 - Play/Pause
 - Back/Forward 10s
 - Duration indicator
6. Verify that all the PIP player controls work as expected

[ISE-517713] [Android][Video Player]PIP is not fully displayed when unlocking the phone Remove issue from ste

7. Tap on the PIP icon from PIP player
Verify the video is returned to the normal state and the stream is on the same view as it was previously
8. Swipe up from the bottom of the app to background while video is playing
Verify that the app should send any actively playing video into a PiP state
9. Menu > Games > Tap on any other archived game (Not the one whose video is currently playing in PIP player)
 - Verify that the PiP content should continue to play
 - Verify that any video content on the now visible game details screen should not autoplay.

[ISE-486417] [Android][PiP] Video played in PiP closes after opening another archived game Remove issue from step

10. Tap on the PIP button from the PIP player
User should be returned back to the video player
11. Tap on Pause button on video player> Swipe up from the bottom of the app to background
Verify that the paused video should not go to PiP when this action occurs
12. Verify the PIP behavior works as expected in landscape mode

Android - Regression - Video Player - PIP (Picture in Picture) | VOD

1. Pre-requisite: Go to device settings > General > Tap on Picture in Picture and enable
Picture in Picture is enabled on device
2. Menu > Tap on 'Watch' > Featured> Tap on a video and wait for the stream to laod
Stream plays

3. On the stream > Tap on the PIP button from the video
Verify the user can resize the video and move around the screen at will.
4. Verify that the user is returned to the same view from which the user previously entered the PIP view
5. Observe the video controls on PIP player
Verify that the PIP player should feature the following default controls: - Fullscreen - Close - Play/Pause - Back/Forward 15s - Duration indicator
6. Verify that all the PIP player controls work as expected

Comment:
All the PIP player controls work as expected (except back and forward buttons)
[ISE-495938] [Android][Video Player] Back and forward buttons

7. Tap on the PIP icon from PIP player
Verify the video is returned to the normal state and the stream is on the same view as it was previously
8. Swipe up from the bottom of the app to background while video is playing >> cant test on Emulator
Verify that the app should send any actively playing video into a PiP state
9. Menu > Watch > Featured > Tap on any other video (Not the one whose video is currently playing in PIP player)
- Verify that the PiP content should continue to play - Verify that any video content on the now visible VOD details screen should not autoplay.

Fail

[ISE-403931] [Android][Autoplay] 'Watch' tab's video is auto-played when a video is already playing in PiP mode	Remove issue from step
---	------------------------

10. Tap on the PIP button from the PIP player
User should be returned back to the video player
11. Tap on Pause button on video player> Swipe up from the bottom of the app to background >> cant test on Emulator
Verify that the paused video should not go to PiP when this action occurs
12. Verify that PIP behavior works as expected in landscape mode
13. Tester **Note:** If logging an issue related to this test case, please make sure to include the following value in the 'Originating ADO User Story' in the issue template: https://dev.azure.com/nbaddev/DTC/_workitems/edit/19598

Stream Switcher

iOS - Regression - Video Player - Stream Switcher

1. Prerequisite: Ensure the stream has the option to change to other broadcasters
2. Scores > Select/find a stream that has multiple streams running > Tap on the name of the stream
- Verify tapping on the name of the stream should open a dropdown exposing the available streams for the current active game
- A checkmark/tick should appear next to the currently active stream broadcasting on the dropdown switcher.png
3. Tap outside of the Broadcasters drop down list
The drop down menu should close
4. Tap on the name of the stream > Tap on any of the broadcasters from the stream drop down
Verify that stream is changed when user selects another broadcaster
5. Close the stream drop down > Tap on the background of the video player to display controls

Verify that when the video player controls are visible, the currently active stream should be clearly visible to the user
video Controls.png

6. Verify that stream switcher works as expected in landscape mode

7. Tester Note: If logging an issue related to this test case, please make sure to include the following value in the 'Originating ADO User Story' in the issue template: https://dev.azure.com/nbaddev/DTC/_workitems/edit/19596

.....

Issues: searched, reproduced

#510194 [Android][Video Player] The current location of the user on the indicator line is displayed as a dot, not a vertical line
<https://platform.testlio.com/c/nba---nextgen/issues/510194?>

#403931 [Android][Autoplay] 'Watch' tab's video is auto-played when a video is already playing in PiP mode
<https://platform.testlio.com/c/nba---nextgen/issues/403931?>

#451715 [Android][Games] There is no timestamp above the video scrubber line
<https://platform.testlio.com/c/nba---nextgen/issues/451715?>

#567123 [Android] [Watch] Video title not displayed above the scrubber
<https://platform.testlio.com/c/nba---nextgen/issues/567123?>
<https://app.testlio.com/issue/project/nba---nextgen/issues/554150>

#564534 [Question][Android][Video player] Video remains in landscape mode after rotating device to portrait
<https://platform.testlio.com/c/nba---nextgen/issues/564534?>

#567010 [Android][Games] View Box Score & View Play-by-Play are not working when PIP is in use
<https://platform.testlio.com/c/nba---nextgen/issues/567010?>

TEST CASES



Android Release Regression Next Gen run - PROD testing

NBA Nextgen - Mobile Functional

Account:
nba_next_gen@testlio.com
Testlio4321

<https://docs.google.com/spreadsheets/d/1VM7UGcu2O5KwEQt-vEHM2npBuH3mguZl3YaMMEWQsgs/edit#gid=0>

Copy of TESTLIO - (Web) NG Regression 03.07.23
<https://docs.google.com/spreadsheets/d/1a4ERMvrfWUZ2AE7KQy5RkrVrhAf3m2OhES7Dnm79k4E/edit#gid=1790771191>

.....
<https://platform.testlio.com/c/nba---nextgen/execution#/e/649223/t/TEST-1419>

Instructions to testers

Welcome!

Welcome to the Android Release Regression Next Gen run - PROD testing!

Important

- Remember to leave feedback on the time spent at the end of each plan
- Remember to fill the form at the end of each plan for testplan accuracy

Version:

- Environment to Test: **Production**
- APK attached: **Version 0.12.0 (12000)**

Notes:

- Turn on location services and allow the app to use the location before starting to test.
- Separate issues should be reported for iOS & Android. If the same issue is reported for Android, then please report a new one for iOS and vice versa.
- Entitled user: User with subscription
- Unentitled user: User without subscription
- Anonymous user: User who is not logged in
- VOD (Video on Demand): Non-live related videos
- Upcoming game/Scheduled game: The game which is scheduled
- Pregame: Starts 30-40 minutes before live game starts. (Discussion and commentary about upcoming game). Can be accessed from 'Games' or 'Home.' 'Pregame' label is present on the game card when the pregame starts.
- Live game: The game that is currently live. Can be accessed from 'Games' or 'Home.' 'Live' label is present on the game card when the pregame starts.
- Post game: The game which appears after the game ends.
- Archived game: Old games. Can be accessed via calendar.
- Blackout: When the game is broadcasted in the same region, then the game is blacked out for the user.
- Hero: Big banner with image/video & buttons on the top of the page

Terms

- Locally Blacked out: When the game is of your city, then the user is blacked out from watching the game.
- Entitled user: When the user is logged in with account having subscription.
- Unentitled user: When the user is logged in with account having no subscription.
- VOD: Videos present under NBA TV section or other videos in the app

VPN to switch city (Use it only for blackout test cases (If required)). Test everything else without VPN)

- nordvpn@testlio.com/Lovetesting101 (Install Nord VPN)
- Tunnel bear is also free for US and can be used for limited testing

LP Accounts (Entitled):

- NOTE: Please try to use only one account per tester for Non VIP accounts to prevent reaching concurrency limits.
- Please don't use VIP accounts for Blackout scenarios as these accounts override the blackout scenarios
- Accounts can be accessed in the spreadsheet below:
 - NOTE: Please add your name to the spreadsheet for all accounts used during testing for non-VIP accounts
 - <https://docs.google.com/spreadsheets/d/1VM7UGcu2O5KwEQt-vEHM2npBuH3mguZl3YaMMEWQsgs/edit?usp=sharing>

Account with no subscription (Unentitled): Sign up a new account

Issue Requirements

- All issues should consist of videos and logs
- Screenshot is required for UI issues along with video and logs.
- No issue will be accepted without video and logs

Android Release Regression Next Gen run - PROD testing

NBA Nextgen - Mobile Functional

<https://platform.testlio.com/c/nba---nextgen>

<https://platform.testlio.com/c/nba---nextgen/execution#/e/671881/info>

Instructions to testers

Welcome!

Welcome to the Android Release Regression Next Gen run - PROD testing!

Version:

- Environment to Test: Production
- Build via AppCenter: 0.14.0 (14000)

Notes:

- Turn on location services and allow the app to use the location before starting to test.
- Separate issues should be reported for iOS & Android. If the same issue is reported for Android, then please report a new one for iOS and vice versa.
- Entitled user: User with subscription
- Unentitled user: User without subscription
- Anonymous user: User who is not logged in
- VOD (Video on Demand): Non-live related videos
- Upcoming game/Scheduled game: The game which is scheduled
- Pregame: Starts 30-40 minutes before live game starts. (Discussion and commentary about upcoming game). Can be accessed from 'Games' or 'Home.' 'Pregame' label is present on the game card when the pregame starts.
- Live game: The game that is currently live. Can be accessed from 'Games' or 'Home.' 'Live' label is present on the game card when the pregame starts.
- Post game: The game which appears after the game ends.
- Archived game: Old games. Can be accessed via calendar.
- Blackout: When the game is broadcasted in the same region, then the game is blacked out for the user.
- Hero: Big banner with image/video & buttons on the top of the page

Terms

- Locally Blacked out: When the game is of your city, then the user is blacked out from watching the game.
- Entitled user: When the user is logged in with account having subscription.
- Unentitled user: When the user is logged in with account having no subscription.
- VOD: Videos present under NBA TV section or other videos in the app

VPN to switch city (Use it only for blackout test cases (If required). Test everything else without VPN)

- nordvpn@testlio.com/Lovetesting101 (Install Nord VPN)
- Tunnel bear is also free for US and can be used for limited testing

LP Accounts (Entitled):

- NOTE: Please try to use only one account per tester for Non VIP accounts to prevent reaching concurrency limits.
- Please don't use VIP accounts for Blackout scenarios as these accounts override the blackout scenarios
- Accounts can be accessed in the spreadsheet below:
 - NOTE: Please add your name to the spreadsheet for all accounts used during testing for non-VIP accounts
 - <https://docs.google.com/spreadsheets/d/1VM7UGcu2O5KwEQt-vEHM2npBuH3mguZI3YaMMEWQsgs/edit?usp=sharing>

Master sheet: https://docs.google.com/spreadsheets/u/1/d/1FCyZhZO_Zos6GZcNI1y_dIKk8IAzU7Sw1apbtXPSZfl/edit#gid=1462717742

Account with no subscription (Unentitled): Sign up a new account

Issue Requirements

- All issues should consist of videos and logs
- Screenshot is required for UI issues along with video and logs.
- No issue will be accepted without video and logs

.....

1. Paste the link gametime://60592ee3-062e-43c5-b89d-5ee158bfedef in your notes of the phone

that pasted link can't be tapped (not clickable) i.e. its not a hyperlink

Playoff Hub :: Play-Offs

1. Paste the link gametime://60592ee3-062e-43c5-b89d-5ee158bfedef in your notes of the phone

2. Open the app and finish the Onboarding flow

3. Tap on the pasted link

Dev panel is opened

4. Untitled step

5. Untitled step

6. Paste the link gametime://60592ee3-062e-43c5-b89d-5ee158bfedef in your notes of the phone

7. Discover/ More > Tap on Play-Offs

Play-Offs section is opened

8. Explore Bracket tab

Instructions

Make sure all headers, all functionality are working. Ensure all links are working. Ensure navigation is smooth, no crashes, etc. Ensure all layouts, alignments, everything looks 100% solid.

Focus on

Explore Bracket tab & mention your findings below

Out of scope

Brackets tab has three sections.

First Round

Conf. SemiFinals

Conf. Finals

SemiFinals and Finals have no teams yet.

9. Explore Latest tab

Instructions
Make sure all headers, all functionality are working. Ensure all links are working. Ensure navigation is smooth, no crashes, etc. Ensure all layouts, alignments, everything looks 100% solid.

Focus on
Explore Latest tab & mention your findings below

Out of scope

2023 PLAYOFFS
LATEST PLAYOFFS NEWS

headers are working fine.

10. Explore Pick'Em tab

Instructions
Make sure all headers, all functionality are working. Ensure all links are working. Ensure navigation is smooth, no crashes, etc. Ensure all layouts, alignments, everything looks 100% solid.

Focus on
Explore Pick'Em tab & mention your findings below

Out of scope

ITS TIME TO MAKE YOUR PICKS
WHAT ARE YOUR PICKS

"learn more" link is working fine, Share functionality is also OK

11. Explore Series

Instructions
Make sure all headers, all functionality are working. Ensure all links are working. Ensure navigation is smooth, no crashes, etc. Ensure all layouts, alignments, everything looks 100% solid.

Focus on
Explore Series tab & mention your findings below

Out of scope

.....

Playoff Hub:: Play-In Tournament
1. More > Tap on Play-In Tournament

Play-In Tournament section is opened

2. Explore Bracket tab

Instructions

Make sure all headers, all functionality are working. Ensure all links are working. Ensure navigation is smooth, no crashes, etc. Ensure all layouts, alignments, everything looks 100% solid.

Focus on
Explore Bracket tab & mention your findings below

Out of scope

Westren Eastern
Play-offs, Round 1
clicking on a box, opens a new window three tabs
Summary, Stats, News

3. Explore Latest tab

Instructions
Make sure all headers, all functionality are working. Ensure all links are working. Ensure navigation is smooth, no crashes, etc. Ensure all layouts, alignments, everything looks 100% solid.

Focus on
Explore Latest tab & mention your findings below

Out of scope

INSIDE THE PAY-IN
LATEST PLAY-IN NEWS

headers are working fine.

Unable to test

Issue
4. Explore Pick'Em tab

Instructions
Make sure all headers, all functionality are working. Ensure all links are working. Ensure navigation is smooth, no crashes, etc. Ensure all layouts, alignments, everything looks 100% solid.

Focus on
Explore Pick'Em tab & mention your findings below

Out of scope

ITS TIME TO MAKE YOUR PICKS
WHAT ARE YOUR PICKS

"learn more" link is working fine, Share functionality is also OK

5. Explore Schedule tab

Instructions
Make sure all headers, all functionality are working. Ensure all links are working. Ensure navigation is smooth, no crashes, etc. Ensure all layouts, alignments, everything looks 100% solid.

Focus on
Explore Schedule tab & mention your findings below

Out of scope

Schedules are listed date wise,
but tapping on a game listed under a date, returns to the Discover tab

6. Explore Format tab

Instructions
Make sure all headers, all functionality are working. Ensure all links are working. Ensure navigation is smooth, no crashes, etc. Ensure all layouts, alignments, everything looks 100% solid.

Focus on
Explore Format tab & mention your findings below

Unable to test - Other

.....

Question to Test Lead:

There is no Format tab
neither under Playoffs, nor under "2023 Play In tournament"

Could you please confirm?

What are your picks?

Android Regression - Video Player - Archived Games in NBA Nextgen - Mobile Functional

NBA Nextgen - Mobile Functional
#154 Fri, 2 Jun 2023 11pm - Sun, 4 Jun 11am ONGOING (ends in 17 hours)
R154 - Android Regression - Video Player - Archived Games in NBA Nextgen - Mobile Functional #154 (1.3 hours)

<https://platform.testlio.com/c/nba---nextgen/execution#/e/693336/info>

Instructions to testers
Welcome!

Welcome to the Android Release Regression Next Gen run - PROD testing!

Version:

- Environment to Test: Production
- Build via AppCenter: 0.15.1 (15001)

Notes:

- Turn on location services and allow the app to use the location before starting to test.
- Separate issues should be reported for iOS & Android. If the same issue is reported for Android, then please report a new one for iOS and vice versa.
- Entitled user: User with subscription
- Unentitled user: User without subscription
- Anonymous user: User who is not logged in
- VOD (Video on Demand): Non-live related videos
- Upcoming game/Scheduled game: The game which is scheduled
- Pregame: Starts 30-40 minutes before live game starts. (Discussion and commentary about upcoming game). Can be accessed from 'Games' or 'Home.' 'Pregame' label is present on the game card when the pregame starts.
- Live game: The game that is currently live. Can be accessed from 'Games' or 'Home.' 'Live' label is present on the game card when the pregame starts.
- Post game: The game which appears after the game ends.
- Archived game: Old games. Can be accessed via calendar.
- Blackout: When the game is broadcasted in the same region, then the game is blacked out for the user.
- Hero: Big banner with image/video & buttons on the top of the page

Terms

- Locally Blacked out: When the game is of your city, then the user is blacked out from watching the game.
- Entitled user: When the user is logged in with account having subscription.
- Unentitled user: When the user is logged in with account having no subscription.
- VOD: Videos present under NBA TV section or other videos in the app

VPN to switch city (Use it only for blackout test cases (If required). Test everything else without VPN)

- nordvpn@testlio.com/Lovetesting101 (Install Nord VPN)
- Tunnel bear is also free for US and can be used for limited testing

LP Accounts (Entitled):

- NOTE: Please try to use only one account per tester for Non VIP accounts to prevent reaching concurrency limits.
- Please don't use VIP accounts for Blackout scenarios as these accounts override the blackout scenarios
- Accounts can be accessed in the spreadsheet below:
 - NOTE: Please add your name to the spreadsheet for all accounts used during testing for non-VIP accounts
 - <https://docs.google.com/spreadsheets/d/1VM7UGcu2Q5KwEQt-vEHM2npBuH3mguZl3YaMMFEWQsgs/edit?usp=sharing>

Master sheet: https://docs.google.com/spreadsheets/u/1/d/1FCyzhZO_Zos6GZcNI1y_dIKk8IAzU7Sw1apbtXPSZfl/edit#gid=1462717742

Account with no subscription (Unentitled): Sign up a new account

Issue Requirements

- All issues should consist of videos and logs
- Screenshot is required for UI issues along with video and logs.
- No issue will be accepted without video and logs

=====

Google Pixel C Android 9

nextgentest3@nba.com
SpaceJam1996!

Device and OS: Google Pixel Android 9
Testable App version: 0.15.1
Testing Environment (QA/Prod): Prod
Network: WiFi
Location: Pakistan
Reproducibility rate: 0/3
Account used: nextgentest3@nba.com
Originating ADO User Story: NA

Test Cases

- iOS - Regression - Video Player - Player controls | Archived games
- iOS - Regression - Video Player - Screen rotation
- iOS - Regression - Video Player - Closed Captions
- iOS - Regression - Video Player - PIP (Picture in Picture)
- iOS - Regression - Video Player - Stream Switcher

.....

Android Regression - Sign in & Reset Password in NBA Nextgen - Mobile Functional

NBA Nextgen - Mobile Functional
#156 Sat, 10 Jun 2023 2am - Sat, 10 Jun 9pm

R156 - Android Regression - Sign in & Reset Password in NBA Nextgen - Mobile Functional #156 (0.7 hours)

Huawei Mate 10 Lite Android 8.0

Time spent: 1.5 h

Welcome!

Welcome to the Android Release Regression Next Gen run - PROD testing!

Version:

- Environment to Test: Production
- Build via AppCenter: 0.16.0 (16000)

.....

nextgentest3@nba.com
SpaceJam1996!

Android - Regression - Sign in

1. Pre-condition: User already has an active account and app is installed for the first time
2. Launch the NBA app
Verify that Welcome Screen displays and UI has no issues
Welcome_Screen.png

3. Verify the 'Welcome' screen in dark mode
Welcome_Screen_Dark_Mode.png

Unable to Test

Test Plan: Android Regression - Sign in & Reset Password
Test Case: Android - Regression - Sign in

- 2. Launch the NBA app
- 3. Verify the 'Welcome' screen in dark mode
- 4. Tap on 'Sign in' from Welcome screen

The location of step 3 needs to be shifted at the end, because:
Signin > Profile > App Settings > Screen Appearance > Dark
i.e. Dark Mode is accessible after Signing in, not before Sign in

4. Tap on 'Sign in' from Welcome screen
Sign in page loads.

5. Verify that the Sign In button is not active when the user enters the Sign in screen
6. Verify that the UI of sign in page is according to the attached design
Sign_in_Page.png
7. Tap on email field
The grey bar underneath the field should become black or should be bold
8. Tap on password field
The grey bar underneath the field should become black or should be bold
9. Type invalid email and navigate away from the email field without entering a valid email
Verify "Please enter a valid email" error message is displayed below email field
10. Enter valid email & incorrect password > Tap on 'Sign in'
Error message is displayed
11. Enter valid email & incorrect password > Tap on 'Sign in'
Error message is displayed
12. Disable internet connection> Enter valid credentials and tap on sign in
Error message should be displayed
13. Internet connection is enabled again
14. Type a valid email address in the email field

User should be able to type in the email address.

15. Type a valid password in the password field

User should be able to type in the password.

16. Verify that the Sign In button is active after entering the credentials

17. Tap on sign in button.

User should be able to login to the application

Android - Regression - Reset Password

1. Pre-condition: User already has an active account and user is already on sign in page.

2. Tap on forgot password link

User is redirected to 'Forgot Password' screen

3. Validate the reset password button is disabled and email field is empty

4. Tap on email field and type invalid email format (Without @symbol etc.)

"Please enter a valid email address" message should be displayed

5. Type valid email address with both an @ symbol and a domain name.

Validate 'Reset password' button becomes active.

6. Tap on Reset password

User should be redirected to the confirmation screen

no "confirmation screen",
A screen with "Email Sent" is displayed

7. Verify that all buttons/links are functional on confirmation screen

no "confirmation screen",
A screen with "Email Sent" is displayed

8. Validate the confirmation below email edit field prompt "A password reset link has been sent"

The prompt is:
Check your inbox and follow the instructions to reset your password.

9. Find the reset password link from the email > Tap on the link

User should be brought to their device's default browser

How to accesses NBA email in a web browser, i.e. what is the NBA email URL?
It is required to Find the reset password link from the email?
I am using: nextgentest3@nba.com

Shakel Ahmad
DoB: 1/2009
USA
shakeelsoft@gmail.com
p/w: 123_Abcd!

10. Verify the reset password screen

User should see a screen with the following elements:

A. Old Password (OR Password) field

B. New Password (OR Confirm Password) field

C. Reset password button

11. Reset the password

Upon selecting the CTA

- A. User should see a success message
- B. User new password should be updated in their profile.
- 12. Try logging in on the app using the old password
- User is unable to login
- 13. Try logging in using the new password
- User is able to login

Android Regression - Sign in & Reset Password in NBA Nextgen - Mobile Functional

NBA Nextgen - Mobile Functional
#158 Sat, 24 Jun 2023 12am - Sun, 25 Jun 6pm ONGOING (ends in 7 hours)

R158 - Android Regression - Sign in & Reset Password in NBA Nextgen - Mobile Functional #158 (0.7 hours)
Huawei Mate 10 Lite Android 8.0

Same as above

shakeelsoft@gmail.com
p/w: 123_Abcd!!

Android Regression - Sign in & Reset Password in NBA Nextgen - Mobile Functional

NBA Nextgen - Mobile Functional
#162 Fri, 7 Jul 11pm - Mon, 10 Jul 7pm ONGOING (ends in an hour)

R162 - Android Regression - Sign in & Reset Password in NBA Nextgen - Mobile Functional #162 (0.7 hours)
Huawei Mate 10 Lite Android 8.0

Time spent: 50

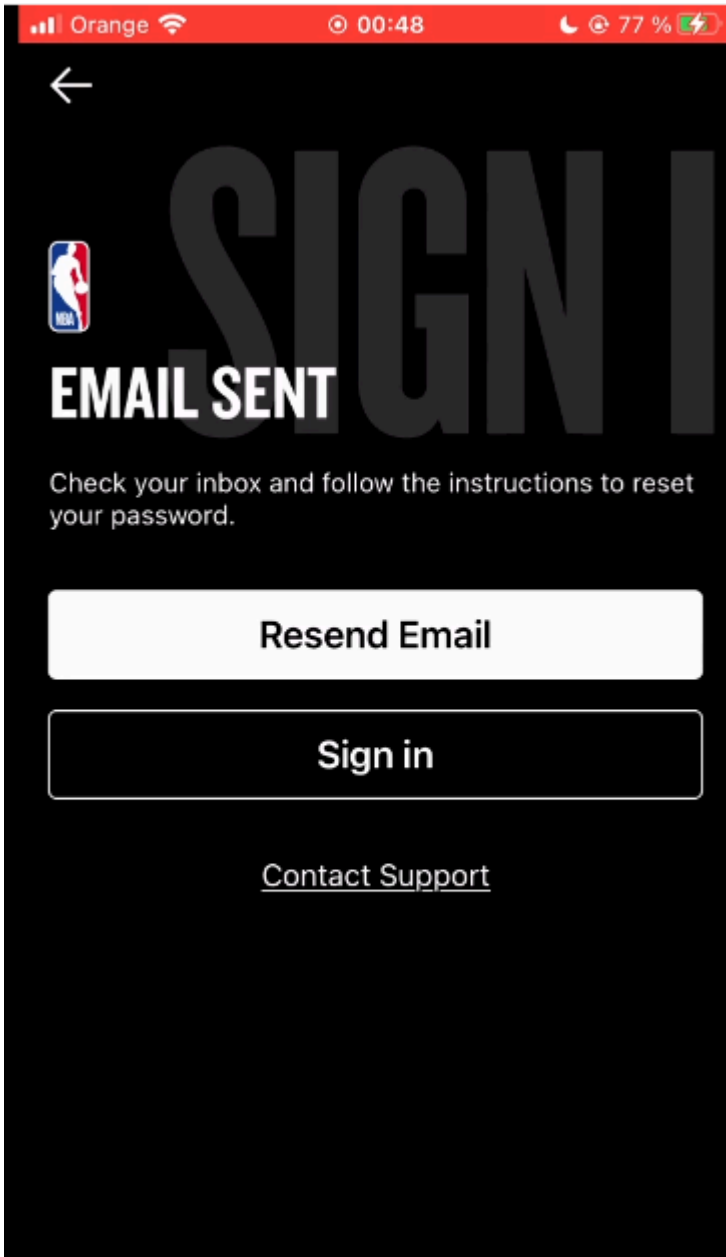
Same as above

Old p/w: 123_Abcd!!
New p/w: 123_10Jul2023

Issues searched

#526969 [Log In] The resend email option is not working
<https://platform.testlio.com/c/nba---nextgen/issues/526969>

#474645 [iOS][Login] Missing confirmation message about resending email for account password
<https://platform.testlio.com/c/nba---nextgen/issues/474645>



Android Regression - Sign in & Reset Password in NBA Nextgen - Mobile Functional

#165 Sat, 15 Jul 9pm - Mon, 17 Jul 2pm ONGOING (ends in 6 hours)
R165 - Android Regression - Sign in & Reset Password in NBA Nextgen - Mobile Functional #165 (0.7 hours)
Huawei Mate 10 Lite Android 8.0

Time spent: 2h:15m

Same as above

Entitled user:
nextgentest3@nba.com
SpaceJam1996!

Old p/w: 123_10Jul2023
New p/w: 123_17Jul2023

.....

Issue found

[Android] [Log In] The app crashes if "Sign in" is started from the welcome screen and when an incorrect password/email is entered.
<https://platform.testlio.com/c/nba---nextgen/issues/528541?>

(Web) NG Video Player Regression in NBA Nextgen - Mobile Functional Live Game

R182 - (Web) NG Video Player Regression in NBA Nextgen - Mobile Functional Live Game (2.5 hours)

Workspace: NBA Nextgen - Mobile Functional
Coordinator: Obuya Felix
Starts: October 5, 2023 08:30 PM , Due in 4 hours
Estimate: 2h 30m
Devices: HP ProBook 450 G3 Windows 10 Pro
Browser: Firefox
Build : <https://www-ng.nba.com/games>

Test Execution • NBA Nextgen - Mobile Functional

Due in 4 hours

IN PROGRESS

Details

Workspace

NBA Nextgen - Mobile Functional

Coordinator

FO

Obuya Felix

Starts

October 5, 08:30 PM

Due

October 6, 12:30 AM

Estimate

2h 30m

Elapsed

-

Description

R182 - (Web) NG Video Player Regression in NBA Nextgen - Mobile Functional #182 (2.5 hours)

Devices

HP ProBook 450 G3 Windows 10 Pro

Browser

Firefox

first task with new UI of Testlio platform

<https://testlio.rocket.chat/group/nba-team>

Obuya Felix
hi here We will be testing the Video player focus test cases for various content types and entitlements with Live Game

NG Testing environment

- <https://www-ng.nba.com/games>
- Environment access credentials: nbaDev/Dunks06!46

NOTE : Videos might redirect to **nba.com** but change the URL manually to **www-ng.nba.com** to get back NG environment

Testing sheet and accounts

- Each tester will be testing a specific test account on a designated browser as assigned in testing sheet
- *Test accounts can be found here:***
https://docs.google.com/spreadsheets/d/1FCyzhZO_Zos6GZcNI1y_dIKk8IAzU7Sw1apbtXPSZfl/edit#gid=337057677&range=A164

Please tag me or Akash Sharma for any questions

.....

<https://platform.testlio.com/c/nba---nextgen/execution#/e/760766/info>

Instructions to testers

We will be testing the Video player focus test cases for various content types and entitlements with Live Game

NG Testing environment

- <https://www-ng.nba.com/games>
 - o Environment access credentials: nbaDev/Dunks06!46 **NOTE** :
 - o Videos might redirect to *nba.com* but change the URL manually to *www-ng.nba.com* to get back NG environment

Testing sheet and accounts

- Each tester will be testing a specific test account on a designated browser as assigned in testing sheet
- **Test accounts can be found here:**
https://docs.google.com/spreadsheets/d/1FCyzhZO_Zos6GZcNI1y_dIKk8IAzU7Sw1apbtXPSZfl/edit#gid=337057677&range=A164
- **Testing Sheet (TCs):** <https://docs.google.com/spreadsheets/d/1PnTvADBVSPluBN8msINDi21f5Lc9a6dsDu-cYwTNXZs/edit?usp=sharing>
- "Live Game Player" tab

Test Leads

- Akash Sharma
- Felix Obuya
- Venkatasa Natarajan

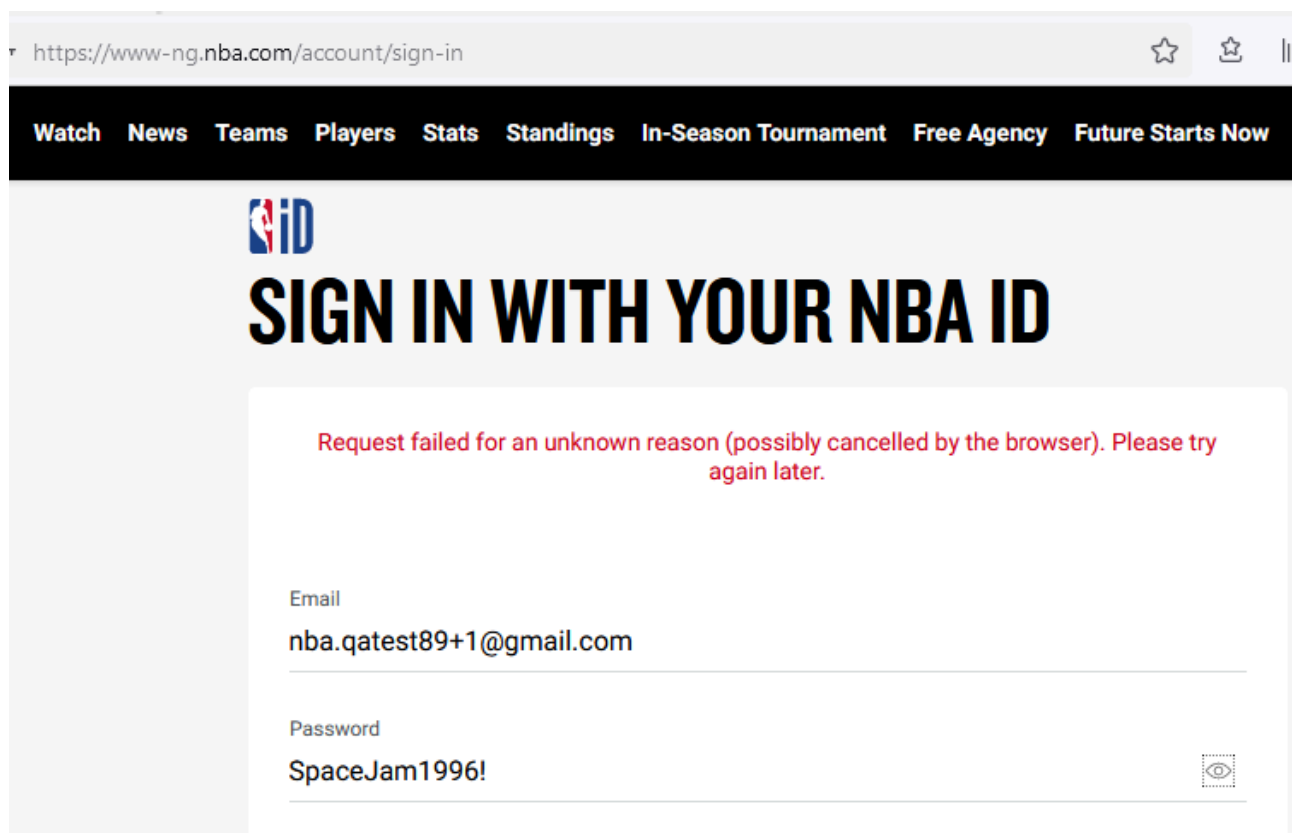
.....

Build : <https://www-ng.nba.com/games>

Accounts:

~~nba.qatest88@gmail.com — SpaceJam1996! — LPP~~
~~nba.qatest89+1@gmail.com — SpaceJam1996! — LPP~~

Email: nba_test_account+prodpvsept23+in+dhwani03@testlions.email
p/w: Basketba!!
Package name: League Pass Premium Annual



The Live Game I used for Testing:

<https://www-ng.nba.com/game/dal-vs-min-0012300001?watchLive=true>

.....

Test Cases

(Web) NG Video Player Regression - **Live**

1. Open NBA NG environment mentioned in run instructions and login using environment access credentials.
2. Do not test on production and always check the URLs while getting redirections to ensure you are on NG env all the time
Understood
3. We are regress testing the Video Player on the NBA NG website. There were major changes, so we would need to test video player and their controls in different scenarios as well as content types. (copy)
Understood
4. Wherever TCs mention, please test both ENTITLED and NON-ENTITLED (Free/Anon user) scenarios to get expected behavior and upsells. Login on an upsell window with required entitled accounts should start playback successfully
Understood
5. Navigate to <https://docs.google.com/spreadsheets/d/1PnTvADBVSPluBN8msINDi21f5Lc9a6dsDu-cYwTNXZs/edit?usp=sharing> and locate your testing assignments by name/browser (NOTE : your name may be under more than one task)
Assignments have been located

6. Test All test cases under your name that are marked as "Not Tested" When in doubt please clarify with your TL in RC. Anything under NA can be skipped All test cases have been completed

7. [Only if assigned for your name otherwise skip] Additionally test the Video player controls are observed as per matrix for different content types and work as expected in subsheet <https://docs.google.com/spreadsheets/d/1PnTvADBVSPluBN8msINDi21f5Lc9a6dsDu-cYwTNXZs/edit#gid=716910966&range=A2>

8. NG Env - Video Player Focus Exploratory

Instructions

Utilize additional 30 mins of the time in validating video players with different content types ensuring video/audio plays , and that all the video controls function as expected. Flag and raise an issue for anything that does not seem expected.

Mention your findings and tested scenarios in detail below

Focus on

- SCOPE :
- Getting UPSELL for entitled videos and then login with required entitled accounts to get playback correctly
 - Video player controls, audio/video, scrubbing, etc. for :
 - Videos on homepage
 - Archived/Past Game videos (also videos with particular entitlement tags like "League Pass", "NBA ID", etc)
 - Condensed game videos
 - Game Recaps videos
 - Watch > NBA TV VODs
 - NBA TV 24/7 Live
 - VODs from the Watch > Featured page (with particular entitlement tags like "League Pass", "NBA ID", etc)
 - Multiview button
 - Casting video to Chromecast device (Chrome only)

- Some common scenarios and ideas to test :
- Test all video controls (play/pause/scrub/forward/backward, etc.)
 - Test full screen / PiP controls if available (picture in picture)
 - CC (Captions) can be enabled/disabled and state should persist across supported video sessions
 - Test cast/airplay features if possible
 - User should see remaining time in VOD/Archive content right side of the stream
 - User should have ability to change the stream options prior from dropdown
 - All videos on Games page, Play by Play section, Highlights, etc

Out of scope
Anything not related to video player and controls

.....

Test results

The URL <https://www-ng.nba.com/games> frequently redirects to <https://www.nba.com/>

Tested all video controls (play/pause/scrub/forward/backward, etc.)
as listed in the assigned test sheet

Discussed and Reproduced these issues:
#551111 [Web][Video Player][Live] Home & Away are not listed as streams in the stream selector
#551125 [Web][Video Player][Live] Start and end markers are not present
#551116 [Web][Live Game] No Jump Back/Forward displayed among playback controls

.....

Issues I reproduced

#551111 [Web][Video Player][Live] Home & Away are not listed as streams in the stream selector
<https://platform.testlio.com/c/nba---nextgen/issues/551111>

#551125 [Web][Video Player][Live] Start and end markers are not present
<https://platform.testlio.com/c/nba---nextgen/issues/551125?>

#551116 [Web][Live Game] No Jump Back/Forward displayed among playback controls
<https://platform.testlio.com/c/nba---nextgen/issues/551116>

.....

Issue found by other Testers

#551151 [Web][Multiview] Stream options are the same for Live Game and archived game displayed together through Multiview
<https://platform.testlio.com/c/nba---nextgen/issues/551151>

#551130 [Web][Live Game] Player controls do not disappear after 3 seconds of no movement on player
<https://platform.testlio.com/c/nba---nextgen/issues/551130>

#551159 [Web][Multiview] Video paused from PiP within Multiview cannot be resumed for play and the button does not wor
<https://platform.testlio.com/c/nba---nextgen/issues/551159>

#551125 [Web][Video Player][Live] Start and end markers are not present
<https://platform.testlio.com/c/nba---nextgen/issues/551125?>

#551111 [Web][Video Player][Live] Home & Away are not listed as streams in the stream selector
<https://platform.testlio.com/c/nba---nextgen/issues/551111?>

#551116 [Web][Live Game] No Jump Back/Forward displayed among playback controls
<https://platform.testlio.com/c/nba---nextgen/issues/551116>
<https://platform.testlio.com/c/nba---nextgen/issues/551135?>

#551149 [Web][Live Game] No Pass control displayed among playback controls
<https://platform.testlio.com/c/nba---nextgen/issues/551149>

R196 - (Web) LIVE Games - NG Video Player Regression in NBA Nextgen - Mobile Functional #196 (2 hours)

Workspace: NBA Nextgen - Mobile Functional
Coordinator: Akash Sharma
Starts: October 28, 2023 08:30 PM , Due in 4 hours
Estimate: 2h
Devices: HP ProBook 450 G3 Windows 10 Pro
Browser: Firefox
Build : <https://www-ng.nba.com/games>

.....

We will be testing the Video player focus test cases for various content types and entitlements

NG Testing environment

- <https://www-ng.nba.com/games>
 - o Environment access credentials: nbaDev/Dunks06!46
 - o **NOTE** : Videos might redirect to *nba.com* but change the URL manually to *www-ng.nba.com* to get back NG environment

Testing sheet and accounts

- Each tester will be testing a specific test account on a designated browser as assigned in testing sheet
- **Test accounts can be found here:**
https://docs.google.com/spreadsheets/d/1FCyZhZO_Zos6GZcNI1y_dIKk8IAzU7Sw1apbtXPSZfl/edit#gid=337057677&range=A164
- **Testing Sheet :** https://docs.google.com/spreadsheets/d/1L7MIQLY_HlTHux8RCvN4Yq5ETxj_o0NcFVSJi2Vkh4/edit?usp=sharing
 - o Review all the assignments in sheet tabs as per your device and browser combination and plan assigned (Live vs Non-Live)
 - o Live games scheduled can be viewed at <https://www.nba.com/schedule>

Test Leads

- Akash Sharma
- Felix Obuya
- Venkatasa Natarajan
- Dmytro

.....

Notes:

- Turn on location services and allow the app to use the location before starting to test.
- Separate issues should be reported for iOS & Android. If the same issue is reported for Android, then please report a new one for iOS and vice versa.
- **Entitled user:** User with subscription
- **Unentitled user:** User without subscription
- **Anonymous** user: User who is not logged in
- VOD (Video on Demand): Non-live related videos
- Upcoming game/Scheduled game: The game which is scheduled
- Pregame: Starts 30-40 minutes before live game starts. (Discussion and commentary about upcoming game). Can be accessed from 'Games' or 'Home.' 'Pregame' label is present on the game card when the pregame starts.
- Live game: The game that is currently live. Can be accessed from 'Games' or 'Home.' 'Live' label is present on the game card when the pregame starts.
- Post-game: The game which appears after the game ends.
- Archived game: Old games. Can be accessed via calendar.
- Blackout: When the game is broadcasted in the same region, then the game is blacked out for the user.
- Hero: Big banner with image/video & buttons on the top of the page

Terms

- Locally Blacked out: When the game is of your city, then the user is blacked out from watching the game.
- Entitled user: When the user is logged in with account having subscription.
- Unentitled user: When the user is logged in with account having no subscription.

- VOD: Videos present under NBA TV section or other videos in the app

VPN to switch city (Use it only for blackout test cases (If required). Test everything else without VPN)

- nordvpn@testlio.com/Lovetesting101 (Install Nord VPN)
- Tunnel bear is also free for US and can be used for limited testing

.....

Accounts:

~~nba.qatest88@gmail.com~~ — ~~SpaceJam1996!~~ — ~~LPP~~
~~nba.qatest89+1@gmail.com~~ — ~~SpaceJam1996!~~ — ~~LPP~~

Email: nba_test_account+prodpvsept23+in+dhwani03@testlions.email
p/w: Basketba!!
Package name: League Pass Premium Annual

.....

Test Cases

(Web) NG Video Player Regression - **Live**

1. Open NBA NG environment mentioned in run instructions and login using environment access credentials.
2. Do not test on production and always check the URLs while getting redirections to ensure you are on NG env all the time (i.e. www-ng.nba.com)
3. We are regress testing the Video Player on the NBA NG website. There were major changes, so we would need to test video player and their controls in different scenarios as well as content types.
4. Wherever TCs mention, please test both ENTITLED and NON-ENTITLED (Free/Anon user) scenarios to get expected behavior and upsells. Login on an upsell window with required entitled accounts should start playback successfully
5. Navigate to Testing sheet linked in run instructions and locate your testing assignments by name/browser (note there are multiple sheet tabs so review all assignments) (NOTE : your name may be under more than one task)
6. Test All test cases under your name that are marked as "Not Tested" When in doubt please clarify with your TL in RC. Anything under NA can be skipped
7. [Only if assigned for your name otherwise skip this] Additionally test the Video player controls are observed as per matrix for different content types and work as expected in subsheet
<https://docs.google.com/spreadsheets/d/1PnTvADBVSPluBN8msINDi21f5Lc9a6dsDu-cYwTNXZs/edit#gid=716910966&range=A2>
8. NG Env - Video Player Focus Exploratory

Instructions

Utilize additional 30 mins of the time in validating video players with different content types ensuring video/audio plays , and that all the video controls function as expected. Flag and raise an issue for anything that does not seem expected.

Mention your findings and tested scenarios in detail below

Focus on

- SCOPE :
- Getting UPSELL for entitled videos and then login with required entitled accounts to get playback correctly
 - Video player controls, audio/video, scrubbing, etc. for :
 - Videos on homepage
 - Archived/Past Game videos (also videos with particular entitlement tags like "League Pass", "NBA ID", etc)
 - Condensed game videos
 - Game Recaps videos
 - Watch > NBA TV VODs
 - NBA TV 24/7 Live
 - VODs from the Watch > Featured page (with particular entitlement tags like "League Pass", "NBA ID", etc)
 - Multiview button
 - Casting video to Chromecast device (Chrome only)

- Some common scenarios and ideas to test :
- Test all video controls (play/pause/scrub/forward/backward, etc.)
 - Test full screen / PiP controls if available (picture in picture)
 - CC (Captions) can be enabled/disabled and state should persist across supported video sessions
 - Test cast/airplay features if possible
 - User should see remaining time in VOD/Archive content right side of the stream
 - User should have ability to change the stream options prior from dropdown
 - All videos on Games page, Play by Play section, Highlights, etc

Out of scope
Anything not related to video player and controls

.....

Question:
Hi @akash.sharma , @dmytro.voievoda
FR2
d. stream selector list should be scrollable, for when user is in quad view.

What is "quad view"?

Answer (found by myself):
List is scrollable when streams are more than a certain number in the stream selector list, regardless of its a quad view or single view.
List selector appears as a popup on the top of playing window.

...

What is upsell:
<https://platform.testlio.com/c/nba---nextgen/issues/561402>

.....

Comments

TCs:

- a. The current playing stream is shown in the button, does not display in list.
The current playing stream is shown in the button, does display in list with tik
- c. Home & Away should always be the first streams listed
Marking as passed as per client's comment on issue #551111; "Ivan Baena: Streams are received from stream order api. This is not an issue closing."
- d. list should be scrollable, for when user is in quad view.
"Though there is no option to scroll, an audio user can switch screens."
...
List is scrollable when streams are more than a certain number in the stream selector list, regardless of its a quad view or single view. List selector appears as a popup on the top of playing window."

.....

Test results

This time, the URL <https://www-ng.nba.com/games> did not frequently redirect to <https://www.nba.com/>

Tested all video controls (play/pause/scrub/forward/backward, stream options etc.) as listed in the assigned test sheet

- Reproduced these issues:
- #551111 [Web][Video Player][Live] Home & Away are not listed as streams in the stream selector
 - #551125 [Web][Video Player][Live] Start and end markers are not present
 - #551116 [Web][Live Game] No Jump Back/Forward displayed among playback controls
 - #561411 [Web][Chrome][Video player] Score strip is not visible when player is in fullscreen
 - #561403 [Web][Video Playback] Lag between subtitles and video when using CC and Slow mode simultaneously
 - #561400 [Web][Firefox][PIP]Infinite loading happens when advancing video in PIP mode
 - #561317 [Web][Video Playback] PiP mode video shows unmuted when returning back to main player but no sound is heard

.....

(issues found by other Testers (I Reproduced few of these issues):

Remember: you have missed to found these issues during the Run

new ones:

- #561403 [Web][Video Playback] Lag between subtitles and video when using CC and **Slow** mode simultaneously
<https://platform.testlio.com/c/nba---nextgen/issues/561403?>
- #561400 [Web][Firefox][PIP] Video takes considerable amount of time to load while advancing video in PIP mode
<https://platform.testlio.com/c/nba---nextgen/issues/561400>
- #560875 [Windows][FireFox][Picture to Picture] **Functionality not working in Firefox browser for web video player**
<https://platform.testlio.com/c/nba---nextgen/issues/560875>
- #561317 [Web][Video Playback] PiP mode video shows unmuted when returning back to main player but no sound is heard
<https://platform.testlio.com/c/nba---nextgen/issues/561317?>
- #560874 [Mac][Chrome/Safari][Video Player] The video automatically starts playing when the 'Skip Forward'/'Skip Back' button is clicked, if the video is paused
<https://platform.testlio.com/c/nba---nextgen/issues/560874>

#561411 [Web][Chrome][Video player] Score strip is not visible when player is in fullscreen

<https://platform.testlio.com/c/nba---nextgen/issues/561411?>

#561292 [Web][Video Playback] CC/Subtitles are observed in the main player even when user is watching the video in PiP mode

<https://platform.testlio.com/c/nba---nextgen/issues/561292?>

#561327 [Mac][Chrome] "Condensed" CTA button is disappearing after enter on the game details page

<https://platform.testlio.com/c/nba---nextgen/issues/561327>

#560862 [Mac][Chrome/Safari][Video Player] Player controls are not displayed when the browser window is reduced although there is enough space for it

<https://platform.testlio.com/c/nba---nextgen/issues/560862>

#560884 [Windows][FireFox][Video] Playlist Thumbnail Image is Broken or Not Appearing Correctly

<https://platform.testlio.com/c/nba---nextgen/issues/560884>

#561393 [Web][Video Player] Video quality options dismiss automatically while user is still selecting options

<https://platform.testlio.com/c/nba---nextgen/issues/561393>

#561316 [Web][Video Player][PiP] When user closes the PiP video, the video playback in main player is paused

<https://platform.testlio.com/c/nba---nextgen/issues/561316>

#561304 [Web][Video Player] Another video is allowed for playback when PiP is activated for a certain video

<https://platform.testlio.com/c/nba---nextgen/issues/561304>

#561173 [Web][Video Player] Scrubbing, Restart and other video player controls do not work after the video playback has ended

<https://platform.testlio.com/c/nba---nextgen/issues/561173>

#560896 [Web][Video player][Autoplay] Video doesn't autoplay and user must interact with player to start playback

<https://platform.testlio.com/c/nba---nextgen/issues/560896>

#560874 [Question][Web][Video Player] The video automatically starts playing when the 'Skip Forward'/'Skip Back' button is clicked, if the video is paused

<https://platform.testlio.com/c/nba---nextgen/issues/560874>

#558809 [IOS][Live] Play button turns into pause button when scrubbing during live stream and does not turn back to play button

<https://platform.testlio.com/c/nba---nextgen/issues/558809>

#560875 [Web][Video Player][PiP] PiP button on video player is not functional (**firefox specific**)

<https://platform.testlio.com/c/nba---nextgen/issues/560875>

#560862 [Web][Video Player] Player controls are not displayed when the browser window is resized

<https://platform.testlio.com/c/nba---nextgen/issues/560862>

previous:

#551111 [Web][Video Player][Live] Home & Away are not listed as streams in the stream selector

#551125 [Web][Video Player][Live] Start and end markers are not present

#551116 [Web][Live Game] No Jump Back/Forward displayed among playback controls

Android Regression - Video Player - VOD in NBA Nextgen - Mobile Functional

R213 - Android Regression - Video Player - VOD in NBA Nextgen - Mobile Functional #213 (1 hour)

<https://freelancer.testlio.com/work/tasks/e318RnJlZWxhbmNlckFwcFRhc2s6MjAxODUyNg==>

Workspace: NBA Nextgen - Mobile Functional
Coordinator: Marium M.
Starts: Saturday, Nov 18, 07:00pm
Due: Sunday, Nov 19, 02:00pm
Estimate: 1h
Elapsed: 3h 20m

Build: app-release.apk
Version: 0.27.0
Testing with: Google Pixel 5, Android 13.0
Account used: nextgentest1@nba.com SpaceJam1996!

.....

Instructions to testers

Welcome!

- Welcome to the Android Release Regression Next Gen run - PROD testing!
- Environment to Test: Production
 - Build : Version 0.27.0 (27000)

##Areas of Focus:

- Game details
- In App - Purchases
 - Video Player – LIVE & VOD
 - Watch Party
 - Test local access teams (LAC, PHX, UTAH and LAL)
 - Authentication/registration
 - In Season Tournament
 - NBA TV for INTERNATIONAL users
 - Authentication/registration

Notes:

- Turn on location services and allow the app to use the location before starting to test.
- Separate issues should be reported for iOS & Android. If the same issue is reported for Android, then please report a new one for iOS and vice versa.
- Entitled user: User with subscription
- Unentitled user: User without subscription
- Anonymous user: User who is not logged in
- VOD (Video on Demand): Non-live related videos
- Upcoming game/Scheduled game: The game which is scheduled
- Pregame: Starts 30-40 minutes before live game starts. (Discussion and commentary about upcoming game). Can be accessed from 'Games' or 'Home.' 'Pregame' label is present on the game card when the pregame starts.
- Live game: The game that is currently live. Can be accessed from 'Games' or 'Home.' 'Live' label is present on the game card when the pregame starts.
- Post game: The game which appears after the game ends.
- Archived game: Old games. Can be accessed via calendar.
- Blackout: When the game is broadcasted in the same region, then the game is blacked out for the user.
- Hero: Big banner with image/video & buttons on the top of the page

Terms

- Locally Blacked out: When the game is of your city, then the user is blacked out from watching the game.
- Entitled user: When the user is logged in with account having subscription.
- Unentitled user: When the user is logged in with account having no subscription.
- VOD: Videos present under NBA TV section or other videos in the app

VPN to switch city (Use it only for blackout test cases (If required). Test everything else without VPN)

- nordvpn@testlio.com / Lovetesting101 (Install Nord VPN)
- Tunnel bear is also free for US and can be used for limited testing

LP Accounts (Entitled):

- NOTE: Please try to use only one account per tester for Non VIP accounts to prevent reaching concurrency limits.
- Please don't use VIP accounts for Blackout scenarios as these accounts override the blackout scenarios
- **Accounts** can be accessed in the spreadsheet below:
 - o NOTE: Please add your name to the spreadsheet for all accounts used during testing for non-VIP accounts
 - o <https://docs.google.com/spreadsheets/d/1VM7UGcu2O5KwEQt-vEHM2npBuH3mguZl3YaMMEWQsgs/edit?usp=sharing>

Master sheet: https://docs.google.com/spreadsheets/u/1/d/1FCyzhZO_Zos6GZcNI1y_dIKk8IAzU7Sw1apbtXPSZfi/edit#gid=1462717742

Account with no subscription (Unentitled): Sign up a new account

Issue Requirements

- All issues should consist of videos and logs
- Screenshot is required for UI issues along with video and logs.
- No issue will be accepted without video and logs

.....

Test Cases:

NBA QA-90 - Android Mobile Run for RC build Version 0.27.0 (27000)

<https://platform.testlio.com/c/nba---nextgen/execution#/e/785515/t/TEST-1464>

Android - Regression - Video Player - Player controls | VOD

Android - Regression - Video Player - Closed Captions | VOD

Android - Regression - Video Player - PIP (Picture in Picture) | VOD

Android - Regression - Video Player - Screen rotation

.....

Issues: searched, reproduced

#510194 [Android][Video Player] The current location of the user on the indicator line is displayed as a dot, not a vertical line
<https://platform.testlio.com/c/nba---nextgen/issues/510194?>

#403931 [Android][Autoplay] 'Watch' tab's video is auto-played when a video is already playing in PiP mode
<https://platform.testlio.com/c/nba---nextgen/issues/403931?>

#451715 [Android][Games] There is no timestamp above the video scrubber line
<https://platform.testlio.com/c/nba---nextgen/issues/451715?>

#567123 [Android] [Watch] Video title not displayed above the scrubber
<https://platform.testlio.com/c/nba---nextgen/issues/567123?>
<https://app.testlio.com/issue/project/nba---nextgen/issues/554150>

#564534 [Question][Android][Video player] Video remains in landscape mode after rotating device to portrait
<https://platform.testlio.com/c/nba---nextgen/issues/564534?>

#567010 [Android][Games] View Box Score & View Play-by-Play are not working when PIP is in use
<https://platform.testlio.com/c/nba---nextgen/issues/567010?>

Android Regression - Video Player - VOD in NBA Nextgen - Mobile Functional

R217 - Android Regression - Video Player - VOD in NBA Nextgen - Mobile Functional #217 (1 hour)
<https://freelancer.testlio.com/work/tasks/e318RnJlZWxhbmNlckFwcFRhc2s6MjAxODUyNg==>

Workspace: NBA Nextgen - Mobile Functional
Coordinator: Marium M.
Due: Fri Dec 1, 2023 07:00pm
Estimate: 1h
Elapsed: 2h 20m

Build: app-release.apk
Version: 0.28.0
Testing with: Google Pixel 5, Android 13.0
Account used: nextgentest1@nba.com SpaceJam1996!

TCs same as above

.....

Android Regression - Video Player - NBA TV in NBA Nextgen - Mobile Functional

R217 - Android Regression - Video Player - NBA TV in NBA Nextgen - Mobile Functional #217 (1 hour)
<https://freelancer.testlio.com/work/tasks/e318RnJlZWxhbmNlckFwcFRhc2s6MjAzMzcyNQ==>

Workspace: NBA Nextgen - Mobile Functional
Coordinator: Marium M.
Due: Fri Dec 1, 2023 07:00pm
Estimate: 1h
Elapsed: 2h 20m

Build: app-release.apk
Version: 0.28.0
Testing with: Google Pixel C Android 9.0
Account used: nextgentest1@nba.com SpaceJam1996!

Same As Above

Testing the Video player focus test cases for various content types and entitlements

No build

Instructions to testers

We will be testing the Video player focus test cases for various content types and entitlements

NG Testing environment

- <https://www-ng.nba.com/games>
 - o Environment access credentials: nbaDev/Dunks06!46 **NOTE : Hyperlinks and VODs might redirect to *nba.com* but change the URL manually to *www-ng.nba.com* to get back NG environment**

Testing sheet and accounts

- Each tester will be testing a specific test account on a designated browser as assigned in testing sheet
- **Testing accounts can be found here: (Refer "Video Player Regression accounts" section) **
https://docs.google.com/spreadsheets/d/1FCyzhZO_Zos6GZcNI1y_dIKk8IAzU7Sw1apbtXPSZfl/edit#gid=337057677&range=A164
- **Testing Sheet :** <https://docs.google.com/spreadsheets/d/12TbqAH57Obo-jSleOzLYvw1Wqbzl0FpQYyUGvip2KdA/edit?usp=sharing>
 - o Review all the assignments in sheet tabs as per your device and browser combination and plan assigned (Live vs Non-Live)
 - o Live games scheduled can be viewed at <https://www.nba.com/schedule>

Test Leads

- Akash Sharma
- Felix Obuya
- Venkatasa Natarajan
- Dmytro

From <<https://platform.testlio.com/c/nba---nextgen/execution#/e/794916/info>>

.....

Time spent: 3+ hrs

Firefox Desktop
Shakeel Ahmed (Use NBA TV only account)

Account:
NBATV only
nba_next_gen46@testlio.com
Testlio4321
issue: Unlock NBA TV to watch: NBA TV Live

I used this account:
League Pass Premium Monthly
nba_next_gen56@testlio.com / Testlio4321
Akash: Shakeel, use this account: nba.qatest88+TVEonly@gmail.com / SpaceJam1996!

.....

Result:

The URL <https://www-ng.nba.com/games> did frequently redirect to <https://www.nba.com/>

Tested all video controls (play/pause/scrub/forward/backward, stream options etc.) as listed in the assigned test sheet.

First, I was assigned:
Firefox Desktop -- Shakeel Ahmad (Use LPP account)
I had tested almost half of TCs, but later TL changed my task and assigned me this one:

Firefox Desktop -- Shakeel Ahmed (Use NBA TV only account)
using the Account: NBATV only
nba_next_gen46@testlio.com
Testlio4321
But, I was unable to play TV using this account
Error:
Unlock NBA TV to watch: NBA TV Live

Finally, I used this account:
League Pass Premium Monthly
nba_next_gen56@testlio.com
Testlio4321

.....

Issue reproduced:

#561403 [Web][Video Playback] Lag between subtitles and video when using CC and Slow mode simultaneously
<https://platform.testlio.com/c/nba---nextgen/issues/561403?>

#561317 [Web][Video Playback] PiP mode video shows unmuted when returning back to main player but no sound is heard
<https://platform.testlio.com/c/nba---nextgen/issues/561317?>

not reproducible

#561411 [Web][Video player] Score strip is not visible when player is in fullscreen mode
<https://platform.testlio.com/c/nba---nextgen/issues/561411?>

Sample Game
<https://www-ng.nba.com/game/ind-vs-mil-0022301229>

Android Regression - Video Player - Archived Games in NBA Nextgen - Mobile Functional

R226 - Android Regression - Video Player - Archived Games in NBA Nextgen - Mobile Functional #226 (1.3 hours)

1h 20mIn
Coordinator: Marium M.
Starts: Thursday, Dec 14, 2023 02:00am
Estimate: 1h 20m
Devices: Google Pixel C Android 9.0
.....

Build: app-release (3).apk
Version: 0.29.0
Testing with: Google Pixel C Android 9.0
Account used: nextgentest1@nba.com SpaceJam1996!

.....

NBAQA-99 - Android Regression Run for build Version 0.29.0

Instructions to testers

- Welcome!**
Welcome to the Android Release Regression Next Gen run - PROD testing!
- Environment to Test: Production
 - Build : Version 0.29.0
- ##Areas of Focus:**
- Game details
 - In App - Purchases
 - Video Player – LIVE & VOD
 - Watch Party
 - Test local access teams (LAC, PHX, UTAH and LAL)
 - Authentication/registration
 - In Season Tournament
 - NBA TV for INTERNATIONAL users
- Notes:**
- Turn on location services and allow the app to use the location before starting to test.
 - Separate issues should be reported for iOS & Android. If the same issue is reported for Android, then please report a new one for iOS and vice versa.
 - Entitled user: User with subscription
 - Unentitled user: User without subscription

- Anonymous user: User who is not logged in
- VOD (Video on Demand): Non-live related videos
- Upcoming game/Scheduled game: The game which is scheduled
- Pregame: Starts 30-40 minutes before live game starts. (Discussion and commentary about upcoming game). Can be accessed from 'Games' or 'Home.' 'Pregame' label is present on the game card when the pregame starts.
- Live game: The game that is currently live. Can be accessed from 'Games' or 'Home.' 'Live' label is present on the game card when the pregame starts.
- Post game: The game which appears after the game ends.
- Archived game: Old games. Can be accessed via calendar.
- Blackout: When the game is broadcasted in the same region, then the game is blacked out for the user.
- Hero: Big banner with image/video & buttons on the top of the page

Terms

- Locally Blacked out: When the game is of your city, then the user is blacked out from watching the game.
- Entitled user: When the user is logged in with account having subscription.
- Unentitled user: When the user is logged in with account having no subscription.
- VOD: Videos present under NBA TV section or other videos in the app

VPN to switch city (Use it only for blackout test cases (If required). Test everything else without VPN)

- nordvpn@testlio.com/Lovetesting101 (Install Nord VPN)
- Tunnel bear is also free for US and can be used for limited testing

LP Accounts (Entitled):

- NOTE: Please try to use only one account per tester for Non VIP accounts to prevent reaching concurrency limits.
- Please don't use VIP accounts for Blackout scenarios as these accounts override the blackout scenarios
- Accounts can be accessed in the spreadsheet below:
 - NOTE: Please add your name to the spreadsheet for all accounts used during testing for non-VIP accounts
 - <https://docs.google.com/spreadsheets/d/1VM7UGcu2O5KwEQt-vEHM2npBuH3mguZl3YaMMEWQsgs/edit?usp=sharing>

Master sheet: https://docs.google.com/spreadsheets/u/1/d/1FCyzhZO_Zos6GZcNI1y_dIKk8IAzU7Sw1apbtXP5Zfi/edit#gid=1462717742

Account with no subscription (Unentitled): Sign up a new account

Issue Requirements

- All issues should consist of videos and logs
- Screenshot is required for UI issues along with video and logs.
- No issue will be accepted without video and logs

Issue I reproduced:

#478658 [iOS][Live] Title is not disappearing when scrubbing live left and right

<https://platform.testlio.com/c/nba---nextgen/issues/478658?>

#567123 [Android] [Watch] Video title not displayed above the scrubber

<https://platform.testlio.com/c/nba---nextgen/issues/567123?>

#554150 [Android][Video] Game title missing in landscape mode

<https://platform.testlio.com/c/nba---nextgen/issues/554150?>

#495871 [Android][Video Player] Closed Caption was still deactivated in app although user has already turned it on via device's settings

<https://platform.testlio.com/c/nba---nextgen/issues/495871?>

#495938 [Android][Video Player] Back and forward buttons do not work as expected and redirect to the same point in PiP mode

<https://platform.testlio.com/c/nba---nextgen/issues/495938?>

#500166 [iOS][Sign In] The confirmation message "A password reset link has been sent to you" persists and displays when user taps on “forgot password”

<https://platform.testlio.com/c/nba---nextgen/issues/500166?>

#403931 [Android][Autoplay] 'Watch' tab's video is auto-played when a video is already playing in PiP mode

<https://platform.testlio.com/c/nba---nextgen/issues/403931?>

#451715 [Android][Games] There is no timestamp above the video scrubber line

<https://platform.testlio.com/c/nba---nextgen/issues/451715?>

Android Regression - Sign in & Reset Password in NBA Nextgen - Mobile Functional

R226 - Android Regression - Sign in & Reset Password in NBA Nextgen - Mobile Functional #226 (0.7 hours)

40 mIn
Coordinator: Marium M.
Starts: Thursday, Dec 14, 2023 02:00am
Estimate: 1h 20m
Devices: Google Pixel C Android 9.0

.....

Instructions to testers

Welcome!
Welcome to the Android Release Regression Next Gen run - PROD testing!

- Environment to Test: Production
- Build : Version 0.29.0

LP Accounts (Entitled):

- NOTE: Please try to use only one account per tester for Non VIP accounts to prevent reaching concurrency limits.
- Please don't use VIP accounts for Blackout scenarios as these accounts override the blackout scenarios
- Accounts can be accessed in the spreadsheet below:
 - o NOTE: Please add your name to the spreadsheet for all accounts used during testing for non-VIP accounts
 - o <https://docs.google.com/spreadsheets/d/1VM7UGcu2O5KwEQt-vEHM2npBuH3mguZl3YaMMEWQsgs/edit?usp=sharing>

Master sheet: https://docs.google.com/spreadsheets/u/1/d/1FCyzhZO_Zos6GZcNI1y_dIKk8IAzU7Sw1apbtXPSZfl/edit#gid=1462717742
Account with no subscription (Unentitled): Sign up a new account

.....

Questions:

To Marium Malik
I can use any email address to reset the password, and then can login to the app with that email address, even though account was not created by using that email.

Please confirm if its not Works-As-Designed?
"Android - Regression - Reset Password"
Step 12. Try logging in on the app using the old password
.....

Originally, account was created using the email nextgentest1@nba.com but I can use any other email address to reset the password.
Instead of using nextgentest1@nba.com , I used my personal email address (shakeelsoft@gmail.com) to get the link for password-rest.

I can login to the app with shakeelsoft@gmail.com, after resetting the password, even though, account was not created by using the email shakeelsoft@gmail.com

Blackout Message Test in NBA Nextgen - Mobile Functional

R232 - Blackout Message Test in NBA Nextgen - Mobile Functional #232 (1 hour)

Coordinator: Dmytro Voievoda
Starts: Friday, Dec 22, 2023 06:30am
Friday, Dec 22, 10:00am
Estimate: 1h
Devices: Google Pixel C Android 9.0

Instructions to testers

The goal of testing is to try and reproduce a bug users are reporting on Android in which they are seeing a blackout message. Expected Results are that testers should not see any blackout message and the game should play as expected

Live Game:

Los Angeles Lakers
Minnesota Timberwolves

Results:

If you are able to reproduce the bug highlighted in the test plan please open a ticket

Build Info: **Market APP Android**

Logins:

Please NOTE: Our logins have concurrency limits, so if you get bumped out, try a different number from 1-20 e.g. LP_WBD7@nba.com
LP_WBD13@nba.com/Basketball!!
LP_WBD14@nba.com/Basketball!!
LP_WBD15@nba.com/Basketball!!

Blackout Message Test

Instructions:

The goal of testing is to try to and reproduce a potenial issue that users are reporting on the NBA App:

International Users are reporting a blackout message seen during live games. They should not be getting blackout messages during live games and should be able to play the game as expected

Focus on:

Above issue should be checked 15 minutes before the game starts and 15-20 minutes before the game ends. Please try this multiple times using different accounts to see if we can trigger the message. If you are able to get any blackout messages please log an issue

Out of scope:

Please only test the above scenario on the **Lakers Vs Min** game

Submitted Result:

Live Game:
Los Angeles Lakers -vs- Minnesota Timberwolves
Lakers @ Timberwolves (LAL v MIN)

Location: Pakistan

Device: Google Pixel C, Android 9.0

Account used: LP_WBD15@nba.com/Basketball!!
When I used the same account on another device, got this message:
DEVICE LIMIT REACHED
Playback has been stopped. You've reached your device limit for streaming League Pass.

Result:
No blackout message is seen during live game, and I was able to play the game as expected.

7:30

<

Android Regression - Registration in NBA Nextgen - Mobile Functional

R233 - Android Regression - Registration in NBA Nextgen - Mobile Functional #233 (0.7 hours)

Coordinator: Marium M.
Start: Wednesday, Dec 27, 2023 11:00pm
Due: Thursday, Dec 28, 04:00pm
Estimate: 40m
Device: Google Pixel C Android 9.0

NBAQA-107 - Android Regression Run for build Version 0.30.0 (30000)

Welcome to the Android Release Regression Next Gen run - PROD testing!

Environment to Test: Production
Build : Version 0.30.0 (30000)

Build: app-release.apk
Version: 0.30.0
Testing with: Google Pixel C Android 9.0

Android Regression - Registration

1. Pre-condition: Freshly download the build from app center or production in market build.
2. Launch the app
User prompt to welcome screen
3. Tap on sign in button
Sign in page loads
4. Tap on 'Don't have an account' or 'Sign up' link
Create an account page loads
5. Verify the user is able to toggle back and forth between create account and sign in screens from 'Sign in' and 'Create account'
6. Go to 'Create account' screen
Verify that 'Create account' button is not active
7. Type invalid email
"Please enter valid email address" or similar message should be displayed below email field
8. Enter valid email
User should be able to enter valid email without any issue
9. Type invalid password in the password field
Error message should display below password field: "Password must be at least 8 characters long and include 1 capital letter and 1 symbol.
10. Enter valid password
User should be able to enter valid password without any issue

11. Verify that First and Last Name fields are optional

12. Verify that user is able to enter first and last name

13. Tap on birth date

Verify user is able to select birthday from the calendar popup

14. Select birth date less than 13 years

The error message "You must be at least 13 years of age" should display below Birthday field

To select an year (say 2005), user has to scroll back month by month from 2023 back to 2005, can't select an year instantly.

15. Verify user upon on tapping country field the county dropdown list should be native alphanumeric order

- First Country is displayed as user's own country

- After the First Country, the County dropdown list displayed in alphabetical order

First Country is displayed as "United States"

16. Verify that the user is able to change the auto selected country from location dropdown

17. Select any other country than USA, Canada or Mexico

Verify that postal code field is NOT displayed

Postal code field is NOT displayed for any country

18. Select USA, Canada or Mexico as country

Verify that postal code field IS displayed

Issue:

#451153 [iOS][Register] Postal code field is not visible when selecting Canada and Mexico as countries for account registration

<https://platform.testlio.com/c/nba---nextgen/issues/451153?>

19. Uncheck the required agreement and tap on 'Create Account'

User should not be able to proceed

20. Check both term agreements and tap on 'Create Account'

User should be able to proceed

21. Enter valid data in all the fields except email. (Email should be an existing account)

"This email is already associated with an NBA account. If you forgot your password you can reset password here" error message should be displayed below email field

22. Enter all valid data

Verify once the user has entered all valid data, 'Create Account' button should enable

23. Click on 'Create Account'

User should be able to create new account

New Issue found:

#577659 [Sign Up] New account can be created using an email that does not even exist

<https://platform.testlio.com/c/nba---nextgen/issues/577659>

Environment:

Device and OS: Google Pixel C Android 9.0
Testable App version: 0.30.0
Testing Environment (QA/Prod): Prod
Network: Wi-Fi
Location: Pakistan
Reproducibility rate: 3/3
Account used: N/A
Originating ADO User Story: N/A

- **Steps to reproduce:****
1. Launch the app, user prompt to welcome screen
 2. Tap on 'Don't have an account' or 'Sign up' link
 3. Create an account page loads
 4. Enter valid data in all the fields
 5. Type an email in valid format but with any random characters i.e. (aaaaaaabbbbbbbccccccccddddd@ddddd@gmail.com)
 6. Check both term agreements and tap on 'Create Account'

****Expected result:****
New account can be created using any existing email address.

****Actual result:****
New account can be created using an email that does not even exist.

<https://platform.testlio.com/c/nba---nextgen/issues/590845?>

Android Regression - NBA TV in NBA Nextgen - Mobile Functional

Run	R237 - Android Regression - NBA TV in NBA Nextgen - Mobile Functional #237 (1.5 hours)		
Date:	Jan 22, 2024	Task Estimated Duration: 1.5h	Actually Time Spent: 4.5h
workspace	NBA Nextgen - Mobile Functional workspace		
Feature to Test:	##Areas of Focus : Game details Video Player – LIVE & VOD Authentication/registration In Season Tournament NBA TV for INTERNATIONAL users FIBA hub (Discover) Insights tab (see attached links)		
Coordinator / TL	Marium M.		
Tester:	Shakeel Ahmad		
Test Environment	NG Testing environment https://www-ng.nba.com/?1 Environment access credentials: nbaDev/Dunks06!46		
Build	Build: app-release (8).apk Build : Version 0.31.0 (31000)		
Assigned Device	Google Pixel C Android 9.0		

Assigned Browser	NA, Testing App		
Assigned test account	Account used: shakeelsoft@gmail.com p/w: 123_Abcd! nextgentest1@nba.com SpaceJam1996! using the Account: NBATV only nba_next_gen46@testlio.com Testlio4321 League Pass Premium Monthly nba_next_gen56@testlio.com / Testlio4321 League Pass Premium Monthly nba_next_gen56@testlio.com Testlio4321		
NBA Schedule:			
Non-Game Live Event - Schedule			
Testing Sheet			
Where to Test			

- Notes:**
- Turn on location services and allow the app to use the location before starting to test.
 - Separate issues should be reported for iOS & Android. If the same issue is reported for Android, then please report a new one for iOS and vice versa.
 - Entitled user: User with subscription
 - Unentitled user: User without subscription
 - Anonymous user: User who is not logged in
 - VOD (Video on Demand): Non-live related videos
 - Upcoming game/Scheduled game: The game which is scheduled
 - Pregame: Starts 30-40 minutes before live game starts. (Discussion and commentary about upcoming game). Can be accessed from 'Games' or 'Home.' 'Pregame' label is present on the game card when the pregame starts.
 - Live game: The game that is currently live. Can be accessed from 'Games' or 'Home.' 'Live' label is present on the game card when the pregame starts.
 - Post game: The game which appears after the game ends.
 - Archived game: Old games. Can be accessed via calendar.
 - Blackout: When the game is broadcasted in the same region, then the game is blacked out for the user.
 - Hero: Big banner with image/video & buttons on the top of the page

- Terms**
- Locally Blacked out: When the game is of your city, then the user is blacked out from watching the game.
 - Entitled user: When the user is logged in with account having subscription.
 - Unentitled user: When the user is logged in with account having no subscription.
 - VOD: Videos present under NBA TV section or other videos in the app

VPN to switch city (Use it only for blackout test cases (If required). Test everything else without VPN)

- nordvpn@testlio.com/Lovetesting101 (Install Nord VPN)
- Tunnel bear is also free for US and can be used for limited testing

LP Accounts (Entitled):

- NOTE: Please try to use only one account per tester for Non VIP accounts to prevent reaching concurrency limits.
- Please don't use VIP accounts for Blackout scenarios as these accounts override the blackout scenarios
- Accounts can be accessed in the spreadsheet below:
 - NOTE: Please add your name to the spreadsheet for all accounts used during testing for non-VIP accounts
 - <https://docs.google.com/spreadsheets/d/1VM7UGcu2O5KwEQt-vEHM2npBuH3mguZl3YaMMEWQsgs/edit?usp=sharing>

Master sheet: https://docs.google.com/spreadsheets/u/1/d/1FCvzhZO_Zos6GZcNl1y_dIKk8IAzU7Sw1apbtXPSZfi/edit#gid=1462717742

Account with no subscription (Unentitled): Sign up a new account

Issue Requirements

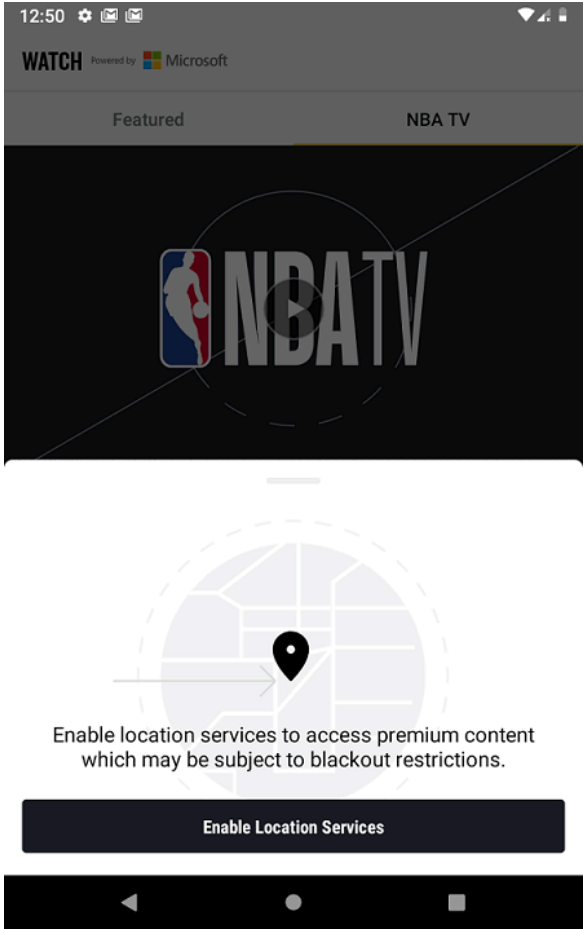
- All issues should consist of videos and logs
- Screenshot is required for UI issues along with video and logs.
- No issue will be accepted without video and logs

.....

Android - Regression - NBA TV - Location permissions

- 1. Login to an account without subscription
 - 2. Turn on device's location permissions and do not provide location permission to the app
- Device's location permissions are turned ON
- 3. Menu > Watch > NBA TV > Tap to play live
- Location prompt is displayed

Location prompt is displayed only if App is installed for the first time



Screenshot 2022-04-07 at 19.48.24.png

- 4. Tap 'Next' on location prompt and Do not allow location
- Modal with 'Go to settings' button is displayed

Got the popup modal:
"Failed to load subscriptions"

- 5. Tap on 'Go to settings'
- User should be redirected to device's settings

Got the popup modal:
"Failed to load subscriptions"
No button/link for "Go to device settings"

6. Login to an account with subscription
User is logged in
7. Turn on location permissions on device and do not allow the app to use location permission
Location is enabled on device

no prompt by app to use location permission

8. Menu > Watch > NBA TV > Tap to play
Location prompt should be displayed

no location prompt, video stated to play

9. Provide location permissions
Locattion permissions are provided

no prompt for location permission

10. Menu > Watch > NBA TV > Tap to play live
User can play content without location prompt
Screenshot 2022-04-07 at 19.48.24.png

Android - Regression - NBA TV - General

1. User is logged in to an account with no subscription
User is logged in as an entitled user(no subscription)

Entitled user: User with subscription
Unentitled user: User without subscription

2. Watch > NBA TV
Verify the Hero is displayed in first position of the NBA TV tab.
Screenshot 2022-04-05 at 17.24.50.png
3. Observe the hero image
- The Hero will display a static image of the content that is live.
- If a still image is not available for the program, a fall back image should be used.

- Verify a live indicator is displayed on the image

a live indicator is displayed on the player but not on the image

4. Observe the title and description below the hero
Each live program displayed on the Hero will have the following metadata:
- title
- short description
5. Observe the 'Up Next' section below description
- Verify the next on-air segment is displayed including start time and title

- A 'Full Schedule' CTA is present below 'Up Next' section
6. Login to an account with subscription
User is logged in

7. Menu > Watch > NBA TV

The hero will be displayed in first position of the NBA TV tab.

Screenshot 2022-04-05 at 17.29.23.png

8. Observe the hero

- Verify The hero will autoplay the live program inline.
- The video is muted by default
- A live indicator is displayed on the hero

9. Tap on 'unmute' button on the player

The user has the option to unmute via a button located on the player and the video is unmuted

10. Observe the title and description under the hero

The hero will have the following metadata:

- title
- short description

Screenshot 2022-04-05 at 17.29.23.png

11. Games > Turn on the 'Hide Scores' toggle

12. Menu > Watch > NBA TV

Auto Play should be disabled for NBA TV tab when 'Hide Scores' is enabled

Auto Play is disabled for NBA TV tab regardless of 'Hide Scores' is enabled/disabled

Android - Regression - NBA TV - Collection Cards

1. Menu > Watch > NBA TV > Feature tab Observe the collection card carousel

Collection card carousel should consist of the following:

- Row title
- Image
- Title

Screenshot 2022-03-30 at 14.59.00.png

Screenshot 2022-07-15 020741.png

2. Observe the cards in the carousel

Cards should be displayed horizontally

3. Tap on any one collection card

Selecting a collection card should navigate the user to the VOD player / playlist page.

Android - Regression - NBA TV- VOD

1. Logout from any logged in account

User is not logged in to the account

2. Navigate to Watch tab > NBA TV tab > Observe the tags on videos

Paid content should have a League Pass tag

League Pass tagged Videos.png

3. Tap on a video that has a 'League Pass' tag

Tapping on the video should display an upsell screen

4. Login to an account with valid League Pass subscription

User is logged in

5. Navigate to Watch tab > NBA TV tab > Observe the content

Paid content should have a League Pass tag

NBATV.png

6. Tap on a video that has a 'League Pass' tag

- Verify the content will playback from the beginning of the VOD stream automatically upon page load.
- There will be no upsell screen

NBATV.png

7. Tap on the player

Tapping on the player will display the player controls.

- The following metadata will be present below the video player:

- # of video content available in the playlist

- Video Title

- Video description

8. Observe the VOD detail page

Verify the title of the VOD playlist page will contain the following elements:

- Title of the row or show

- Back Icon

- Share Icon

- Chromecast Icon

Screenshot 2022-04-06 at 17.32.47.png

9. Pre-requisite: User is logged in to an account with subscription Menu > Watch > NBA TV > Tap on any VOD from below the NBA TV Observe the content of VOD screen (copy)

The next up section should be displayed with a list of VOD content within the playlist.

Screenshot 2022-04-13 at 23.43.26.png

10. Observe the VOD content in 'Up Next' section

VOD content in the playlist will contain the following:

- Image

- Title

- Runtime

- Play icon

11. Observe the thumbnail of the current video in 'Up Next' section

The current video that is playing should have a visual indicator.

12. Wait till the playback of the current video has finished > Observe

When playback is complete, the next video in the list should autoplay in the player from the beginning.

13. Finish watching the entire playlist and observe the player

The player should display a static image of the last video in the playlist.

after Finishing to watch the entire playlist, screen is returned back to the page "NBA TV"

Android - Regression - NBA TV - NBA TV Schedule

1. Watch tab > NBA TV > NBA TV Schedule > Tap on the 'Full Schedule' button/option

Tapping on the full schedule button opens up the broadcast schedule

NBA TV Schedule.png

Full Schedule Button.png

2. Verify the full schedule displays programming schedule according to the User's location

The full schedule should display the following programming schedule based on user's location:

- NBATVD: For Domestic Users

- NBATVC: For Canadian Users

- NBATVI: For International Users

Schedule is displayed based on the date

3. Verify the components of a programming Schedule

The schedule should have the following components:

- The title of the show/program

- The time of the show/program and program time should reflect users local time.

4. Verify the listing of a Live Program

The program that is live will be denoted by a "live" indicator

Live Program.png

5. Watch tab > NBA TV > NBA TV Schedule > Tap on the 'Full Schedule' button > Refresh the page
Schedule should refresh on page load
no option to Refresh the page,
however, schedule is displayed properly

Android - Regression - NBA TV - Series/Show Card carousel

1. Menu > Navigate to the Watch tab > Tap on Featured tab and observe the Show/Series card carousel
Verify the Series Card carousel will have the following:
- Row Title
- Series Key Art
- Series Title
Screenshot 2022-07-22 at 10.31.56.png
2. Observe the carousel
Verify that the cards will be displayed horizontally in the page
3. Tap on a series card in the featured section
User should be navigated to the series VOD player page.

Android - Regression - NBA TV - VOD Playlist behavior

1. Sign in as an entitled user > Watch > NBA TV > Tap on a Video that has playlist
VOD with playlist is displayed
Screenshot 2022-07-15 005618.png
IPAD VOD.png
2. Verify the implemented iPad UI base on attached designs
UI is according to the design

Note: UTT if you are testing on mobile
IPAD VOD.png

3. Verify that user can see play button overlayed on the VOD thumbnails
4. Verify user should see the image associated with each video, with the first image being in the player view with a play icon and the playlist video images with a play-icon superimposed.
5. Verify the user can see the associated title for each video as well as the runtime in Minutes:Seconds format (ex: 2:30, 10:50, 1:09)
6. Verify that the back button is represented by a left arrow icon.
7. Tap on the back button
- Tapping on the back button will navigate the user to the previous screen.

- The user will land at the scroll position they left off.
8. Menu > Watch > NBA TV > Tap on a video with playlist
VOD Playlist is displayed
9. Verify that when there are more videos remaining than space below (e.g 3+)
- The Current Video should be in index -1.
10. Observe the playlist when there are less videos remaining than space below (less than 3)
- The Current video should still be in index -1.

- An empty space should be present at the bottom of view

11. Observe when the current video is in scroll view
The current video should have visual indication that it's being played with 'Playing' text on the image
12. Observe the playlist when there are more than 10 videos in the playlist
All videos should be loaded at a time
13. Verify that when there are unloaded videos and there are less than 5 upcoming (either through auto-play or the user selecting a video <5 from the bottom) then all videos should load

14. Scroll down the playlist while there are still unloaded videos

'Load More' text should be displayed

15. Scroll down after all videos are loaded

No text should be displayed & OS native end of scroll behavior should be used when all videos are loaded in the VOD playlist

16. Tap on any video in the playlist

Verify the display "video N of X" ie "1 of 6, 2 of 6" etc. as the playlist progresses

Hint: It appears below video playback

17. Scroll the playlist and tap on a 'League Pass' tagged video

Video should be played without any issue

18. Tap on the share button

Native share sheet should be displayed.

19. Select any app

Verify that message, title and link is displayed

20. Tap on the link provided after sharing

User should be redirected to the web URL

21. Login to an account without subscription

User is logged in

22. Menu > Watch > NBA TV > Tap on a video where there is a 'League Pass' video in playlist

VOD Detail page is opened

Screenshot 2023-01-22 at 13.56.51.png

23. Scroll the playlist and tap on a 'League Pass' tagged video

Entitlement sheet should be displayed

Screenshot 2022-07-22 at 12.53.49.png

24. Select a content without a tag (Free content/ not gated)

Video should be played without any issue





25. Logout from the account and repeat the above steps

Verify that the entitlement sheet is displayed after tapping on 'League Pass' tagged video from playlist as an anonymous user

26. Select a content without a tag (Free content/ not gated)

Video should be played without any issue

Shared by Mariam:

Menu > Watch > NBA TV > Tap to play live	22/01/2024 08:50:45	STARTED AT
Pass	 1 second later	21/01/2024 16:45:27
Tap 'Next' on location prompt and Do not allow location	22/01/2024 09:03:02	FINISHED AT
Pass	 1 second later	Not finished yet
Feedback		PASSED
Got the popup modal: "Failed to load subscriptions",		21 (100%)
Tap on 'Go to settings'	22/01/2024 09:05:28	FAILED
Pass	 1 second later	0 (0%)
Feedback		ACTIONS
Got the popup modal: "Failed to load subscriptions" No button/link for "Go to device settings"		<div> Export</div>
Login to an account with subscription	22/01/2024 09:31:34	

Issue found:

#584144 [Account][NBA TV] Location prompt is not displayed when an unentitled account is used
<https://platform.testlio.com/c/nba---nextgen/issues/584144>

Environment:
Device and OS: Google Pixel C Android 9.0
Testable App version: 0.31.0
Testing Environment (QA/Prod): Prod
Network: Wi-Fi
Location: Pakistan
Reproducibility rate: 3/3
Account used: N/A
Originating ADO User Story: N/A

- **Steps to reproduce:**
1. Login to an account without subscription
 2. Turn ON device's location permissions, and do not provide location permission to the app
 3. Menu > Watch > NBA TV > Tap to play live
 4. Observe if you can see Location prompt

Expected result:
Location prompt is displayed when an unentitled account is used

Actual result:
Location prompt is not displayed

.....

#584075 [Android][Pip] Pip stream is continuously playing when app is killed from the background
<https://platform.testlio.com/c/nba---nextgen/issues/584075>

Mobile - Smoke Test - Registration, Sign in & Reset Password in NBA Nextgen - Mobile

R243 - Mobile - Smoke Test - Registration, Sign in & Reset Password in NBA Nextgen - Mobile Functional #243 (1 hour)

Workspace: NBA Nextgen - Mobile Functional

Coordinator Marium M.

Devices: Google Pixel C Android 9.0

Browser

Build: app-release (10).apk

Version: 0.31.0

Account:

mypassivejobs3@gmail.com Birthday: 1-1-2000 p/w: 123_Abcd!

Mobile - Smoke Test - Registration, Sign in & Reset Password

Mobile Smoke Test - Registration & Sign in

1. Pre-condition: Fresh install the build

2. Launch the app

User is redirected to welcome screen

Screenshot 2022-12-30 at 21.55.15.png

3. Tap on 'Sign in' button

Sign in page loads

4. Tap on 'Sign up' button from 'Sign in' screen

Create an account page loads

Screenshot 2022-12-30 at 22.56.47.png

5. Go to 'Create account' screen

Verify that 'Create account' button is not active

6. Enter valid email

User should be able to enter valid email without any issue

email of ANY person can be used to Sign up for a new account at NBA.

To overcome this, while creating an account, an email can be sent back by NBA to the specified address that was used to create a new account, to confirm the ownership of that email address, so that new account could be created only using the email address a user owns.

7. Enter valid password

User should be able to enter valid password without any issue

8. Verify that user is able to enter first and last name

9. Tap on birth date

Verify user is able to select birthday from the calendar popup

~~no quick way to select a previous year on the calendar. I have to navigate month by month to go back to 13 years~~

- 10. Tap on the country field
County dropdown list should be displayed in alphabetical order
- 11. Verify that the user is able to change the auto selected country from location dropdown

Keypad can't be used to quickly locate a country by just typing the 1st letter of the country, user have to scroll-down to find the desired country.

- 12. Verify user should be able to check the term agreement to proceed create account
- 13. Enter all valid data
Verify once the user has entered all valid data, 'Create Account' button should enable
- 14. Click on 'Create Account'
User should be able to create new account
- 15. Verify that user is logged in to the newly created account
- 16. Logout from the account
Verify that user is able to logout from the account
- 17. Login to newly created account
Verify that the user is able to login to the newly created account
- 18. Switch between tabs > Menu > Tap on 'Discover' or 'More' > Tap on profile icon
Verify that the user is still logged in
- 19. Kill and reopen the app
Verify that the user is still logged in to the app

Mobile - Smoke Test - Reset Password

- 1. Logout if any account is logged in previously
User is logged out
- 2. Menu > Discover or More > Tap on 'Profile' icon
Profile screen is opened
- 3. Tap on 'Sign in or Join' > Tap on 'Forgot Password'
Forgot password screen is opened
- 4. Enter email and tap on 'Reset password'
Confirmation message is displayed
- 5. Finish the reset password flow from the email
User is able to finish the reset password flow from the email
- 6. Login in the app with the newly created password
User is able to login to the newly created password without any issue

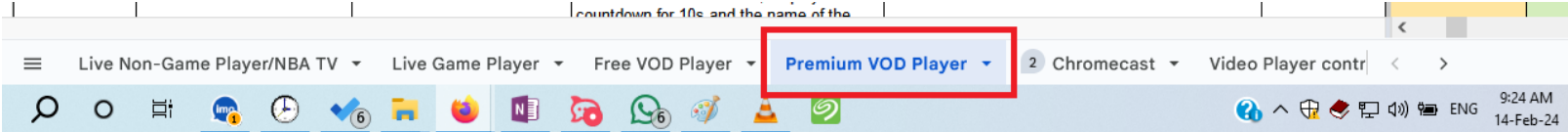
Comment

Success
Got this email:

from: automated@nba.com
Hi,
Your password has been updated successfully.
If you did not reset or update your password, please contact Customer Support immediately.
Please do not reply to this message. This is an automatically-generated notification. If you have any questions, please contact our Customer Support.
.....
A similar email can be sent while creating a new account to confirm ownership of the email

(Web) NG Video Player Regression [Live and VODs/NBA TV]

NBAQA-135 - (Web) NG Video Player Regression [Live and VODs/NBA TV] - 14 Feb 2024

Run	R254 - (Web) NG Video Player Regression [Non-Live games/NBA TV/VODs] in NBA Nextgen - Mobile Functional #254 (2 hours)		
Date:	Feb 13, 2024	Task Estimated Duration: 2h	Actually Time Spent: 4h
workspace	NBA Nextgen - Mobile Functional workspace		
Feature to Test:	NG Video Player [Live and VODs/NBA TV] <i>Shakeel, you were assigned non live test plan</i>		
Coordinator / TL	Akash Sharma		
Tester:	Shakeel Ahmad		
Test Environment	NG Testing environment https://www-ng.nba.com/?1 Environment access credentials: nbaDev/Dunks06!46		
Build	No buil		
Assigned Device:	HP ProBook 450 G3 Windows 10 Pro,		
Assigned Browser	Firefox		
Assigned test account	Use NBA TV only account Sheet: https://docs.google.com/spreadsheets/d/1FCyZhZO_Zos6GZcNI1y_dIKk8IAzU7Sw1apbtXPSZfl/edit#gid=337057677 Row: 94 Account used: nba_next_gen46@testlio.com / Testlio4321 nba.qatest88+TVEonly@gmail.com SpaceJam1996! NBATV Only nba.qatest99+audio@gmail.com Basketba11 NBATV Only		
NBA Schedule:	https://www-ng.nba.com/schedule		
Non-Game Live Event - Schedule	Non-Game Live Event - Schedule of such events can be viewed from Watch Feature page => "LIVE & UPCOMING EVENTS". ● Example : https://www-ng.nba.com/watch/event/celtics-postgame-press-conference-9		
Testing Sheet	https://docs.google.com/spreadsheets/d/1TviVSGs0STFK6DtIdlIEFacxzgLoM_BxroNBm1be5-R4/edit?usp=sharing		
Where to Test	<p>We will be testing the Video player focus test cases for various content types and entitlements</p> <ul style="list-style-type: none">● Live Non-Game Player / NBA TV● Live Game Player● Free VOD Player● Premium VOD Player● Chromecast● Video Player Control 		

	<ul style="list-style-type: none">- Getting UPSELL for entitled videos and then login with required entitled accounts to get playback correctly = OK- Video player controls, audio/video, scrubbing, etc. for :<ul style="list-style-type: none">- Videos on homepage = OK- Archived/Past Game videos = OK- Game Recaps videos = OK- Watch > NBA TV VODs = OK- NBA TV 24/7 Live = OK- VODs from the Watch > Featured page (with particular entitlement tags like "League Pass", "NBA ID", etc) = OK- Multiview button = OK- Test video controls (play/pause/scrub/forward/backward, etc.) = OK- Test full screen / PiP controls = OK- User should see remaining time in VOD/Archive content right side of the stream = OK- User should have ability to change the stream options prior from dropdown = OK
--	--

Instructions to testers

We will be testing the Video player focus test cases for various content types and entitlements

NG Testing environment

- <https://www-ng.nba.com/?1>
 - o **Environment access credentials:** nbaDev/Dunks06l46

NOTE :

- Hyperlinks and VODs might redirect to *nba.com* but change the URL manually to *www-ng.nba.com* to get back at NG environment
- For testing TCs with "Blackout restrictions" - you can use US VPN

Non-Game Live Event - Schedule of such events can be viewed from Watch Feature page => "LIVE & UPCOMING EVENTS".

- Example : <https://www-ng.nba.com/watch/event/celtics-postgame-press-conference-9> (This event will be Live around 7PM PST today)

Testing sheet and accounts

- Each tester will be testing a specific test **account** on a designated **browser** as assigned in testing sheet
- **Testing accounts can be found here: (Refer "Video Player Regression accounts" section)**
https://docs.google.com/spreadsheets/d/1FCyzhZO_Zos6GZcNI1y_dIKk8IAzU7Sw1apbtXPSZfl/edit#gid=337057677&range=A164
- **Testing Sheet :** https://docs.google.com/spreadsheets/d/1TviVSGs0STFK6DtldIEFaczgLom_BxroNBm1be5-R4/edit?usp=sharing
 - o Review all the assignments in sheet tabs as per your device and browser combination and plan assigned
 - o Live/TNT games schedule can be viewed at <https://www.nba.com/schedule>

Test Leads

- Akash Sharma
- Felix Obuya
- Venkatasa Natarajan (Live games support)
- Dmytro (Live games support)

Entitled user: User with subscription
Unentitled user: User without subscription

.....

8. NG Env - Video Player Focus Exploratory

Instructions

Utilize additional 30 mins of the time in validating video players with different content types ensuring video/audio plays , and that all the video controls function as expected. Flag and raise an issue for anything that does not seem expected.

Mention your findings and tested scenarios in detail below

Focus on

SCOPE :

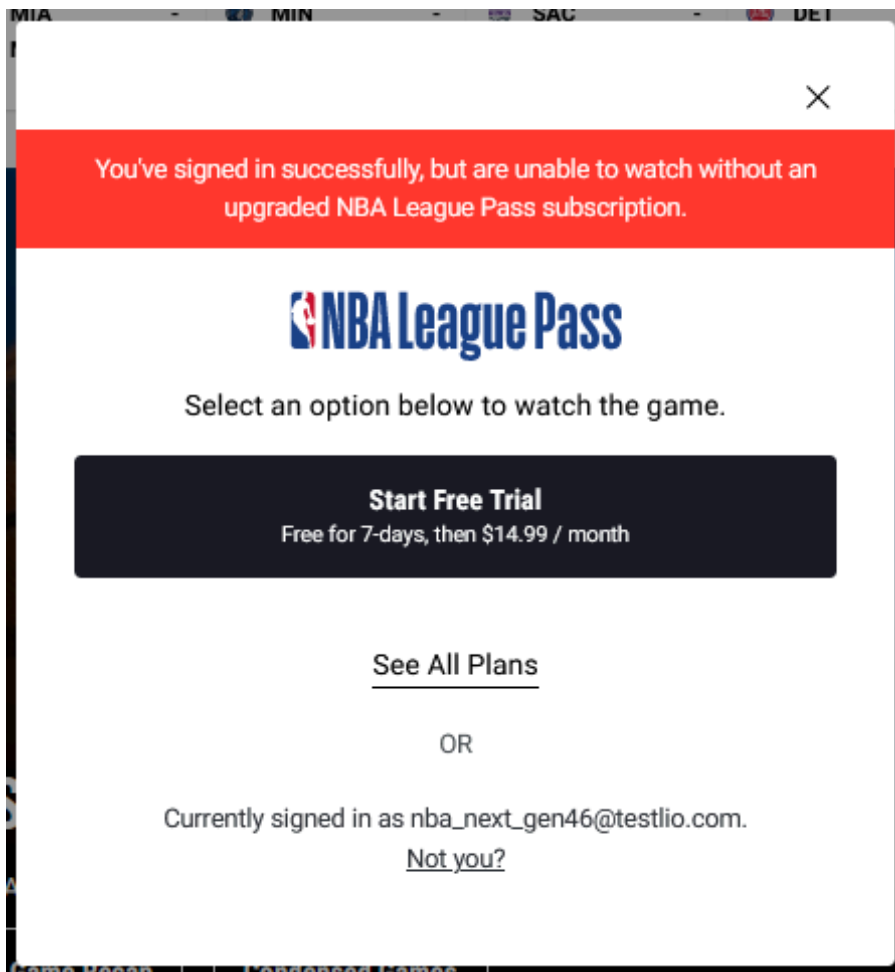
- Getting UPSELL for entitled videos and then login with required entitled accounts to get playback correctly
- Video player controls, audio/video, scrubbing, etc. for :
- Videos on homepage
- Archived/Past Game videos (also videos with particular entitlement tags like "League Pass", "NBA ID", etc)
- Condensed game videos
- Game Recaps videos
- Watch > NBA TV VODs
- NBA TV 24/7 Live
- VODs from the Watch > Featured page (with particular entitlement tags like "League Pass", "NBA ID", etc)
- Multiview button
- Casting video to Chromecast device (Chrome only)
- Airplay (Mac => Apple TV or Smart TV/monitor with Airplay enabled)

Some common scenarios and ideas to test :

- Test all video controls (play/pause/scrub/forward/backward, etc.)
- Test full screen / PiP controls if available (picture in picture)
- CC (Captions) can be enabled/disabled and state should persist across supported video sessions
- Test cast/airplay features if possible
- User should see remaining time in VOD/Archive content right side of the stream
- User should have ability to change the stream options prior from dropdown
- All videos on Games page, Play by Play section, Highlights, etc

Out of scope

Anything not related to video player and controls



Akash Sharma @akash.sharma

there are playlists on watch featured page. Opening any 1 video from carousel will display playlist on right

Issues reported by others:

#590574 [Web][Firefox][Video player] Closed Captions are not transfered to PiP player

<https://platform.testlio.com/c/nba---nextgen/issues/590574?>

#590558 [Web][NBA TV] "Live" button does not remain enabled when the video is playing Live on NBA TV

<https://platform.testlio.com/c/nba---nextgen/issues/590558>

#590557 [Web][Video player] Some Video player controls works only the first time

<https://platform.testlio.com/c/nba---nextgen/issues/590557>

#590549 [Web][Home] Thumbnail preview overlaps with the progress bar in the VOD which makes it impossible to scrub through the video

<https://platform.testlio.com/c/nba---nextgen/issues/590549>

#590525 [Android][Video Player] Impossible to scrub videos by tapping the progress bar

<https://platform.testlio.com/c/nba---nextgen/issues/590525>

#590511 [Web][Media Player] Player controls will not appear on hover if user restarts video using keyboard shortcuts

<https://platform.testlio.com/c/nba---nextgen/issues/590511>

#590504 [Web][Media Player] Controls are not available on media player when watching a live game
<https://platform.testlio.com/c/nba---nextgen/issues/590504>

#590469 [Web][Firfeox] Video player doesn't appear and some refreshing is needed to be able to watch the video
<https://platform.testlio.com/c/nba---nextgen/issues/590469>

#590455 [Web] When the user selects a stream from the stream selector, a small window with a close button briefly appears in the middle of the media player.
<https://platform.testlio.com/c/nba---nextgen/issues/590455>

#590464 [Web][Live Game][Full screen] If click other live game user go out full screen.New game screen details page opened
<https://platform.testlio.com/c/nba---nextgen/issues/590464?>

.....

Android Regression - Video Player - Archived Games in NBA Nextgen - Mobile Functional

Run	R256 - Android Regression - Video Player - Archived Games in NBA Nextgen - Mobile Functional #256 (1.3 hours)		
Date:	Feb 15, 2024	Task Estimated Duration: 1.5h	Actually Time Spent: 2.5h
workspace	NBA Nextgen - Mobile Functional workspace		
Feature to Test:	All steps should be checked on Archived game.		
Coordinator / TL	Mariam		
Tester:	Shakeel Ahmad		
Test Environment	● Environment to Test: Production		
Build	Build : Version 0.32.1 (32001) Build: app-release (12).apk Version: 0.32.1		
Assigned Device:	Google Pixel C Android 9.0		
Assigned Browser			
Assigned test account	Account used: nextgentest1@nba.com	SpaceJam1996!	
Testing Sheet			
Where to Test			

Instructions to testers

Welcome!
Welcome to the Android Release Regression Next Gen run - PROD testing!

- Environment to Test: Production
- Build : Version 0.32.1 (32001)

##Areas of Focus:

- Game details

- Video Player – LIVE & VOD
- Authentication/registration
- NBA TV for INTERNATIONAL users
- All Star 2024 tentpole hub

Notes:

- Turn on location services and allow the app to use the location before starting to test.
- Separate issues should be reported for iOS & Android. If the same issue is reported for Android, then please report a new one for iOS and vice versa.
- Entitled user: User with subscription
- Unentitled user: User without subscription
- Anonymous user: User who is not logged in
- VOD (Video on Demand): Non-live related videos
- Upcoming game/Scheduled game: The game which is scheduled
- Pregame: Starts 30-40 minutes before live game starts. (Discussion and commentary about upcoming game). Can be accessed from 'Games' or 'Home.' 'Pregame' label is present on the game card when the pregame starts.
- Live game: The game that is currently live. Can be accessed from 'Games' or 'Home.' 'Live' label is present on the game card when the pregame starts.
- Post game: The game which appears after the game ends.
- Archived game: Old games. Can be accessed via calendar.
- Blackout: When the game is broadcasted in the same region, then the game is blacked out for the user.
- Hero: Big banner with image/video & buttons on the top of the page

Terms

- Locally Blacked out: When the game is of your city, then the user is blacked out from watching the game.
- Entitled user: When the user is logged in with account having subscription.
- Unentitled user: When the user is logged in with account having no subscription.
- VOD: Videos present under NBA TV section or other videos in the app

VPN to switch city (Use it only for blackout test cases (If required). Test everything else without VPN)

- nordvpn@testlio.com/Lovetesting101 (Install Nord VPN)
- Tunnel bear is also free for US and can be used for limited testing

LP Accounts (Entitled):

- NOTE: Please try to use only one account per tester for Non VIP accounts to prevent reaching concurrency limits.
- Please don't use VIP accounts for Blackout scenarios as these accounts override the blackout scenarios
- Accounts can be accessed in the spreadsheet below:
 - o NOTE: Please add your name to the spreadsheet for all accounts used during testing for non-VIP accounts
 - o <https://docs.google.com/spreadsheets/d/1VM7UGcu2O5KwEQt-vEHM2npBuH3mguZl3YaMMEWQsgs/edit?usp=sharing>

Master sheet: https://docs.google.com/spreadsheets/u/1/d/1FCyZhZO_Zos6GZcNI1y_dIKk8IAzU7Sw1apbtXPSZfl/edit#gid=1462717742

Account with no subscription (Unentitled): Sign up a new account

Issue Requirements

- All issues should consist of videos and logs
- Screenshot is required for UI issues along with video and logs.
- No issue will be accepted without video and logs



Powered by



Microsoft

12:53



WATCH

Featured

NBA TV



Allow **NBA** to access this device's location?

DENY


ALLOW

Enable location services to access premium content which may be subject to blackout restrictions.

Enable Location Services

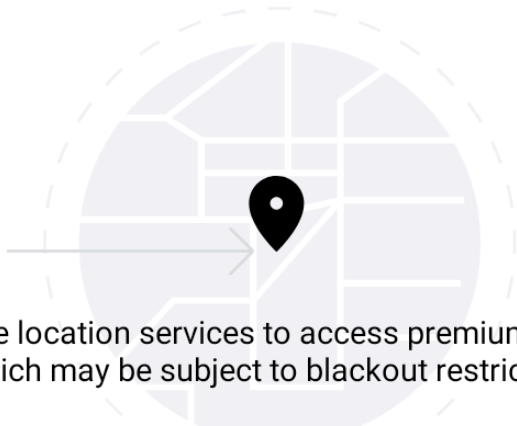
12:50



WATCH Powered by  Microsoft

Featured

NBA TV



Enable location services to access premium content
which may be subject to blackout restrictions.

Enable Location Services





