

Preston Safety Survey

1. What campus do you attend?

		Response Total	Response Percent
Preston		159	91%
Evans		15	9%
Bolin		1	1%
Total Respondents			175

2. Gender

		Response Total	Response Percent
Male		89	51%
Female		86	49%
Total Respondents			175

3. Grade

		Response Total	Response Percent
5		74	42%
6		101	58%
Total Respondents			175

4. Race

		Response Total	Response Percent
White		72	41%
African-American		9	5%
Hispanic		6	3%
Asian		49	28%
Native American		2	1%

Other - Not Listed		37	21%
Total Respondents		175	

5. I am currently a/an

		Response Total	Response Percent
In-person learner		111	63%
Virtual student		64	37%
Total Respondents		175	

6. On the average day, how much time do you spend on the internet? Remember to include internet time on your phone, iPad, etc.

		Response Total	Response Percent
None		0	0%
Less than one hour		18	10%
1-2 hours per day		80	47%
3-4 hours per day		46	27%
Over 5 hours per day		28	16%
Total Respondents		172	
(skipped this question)		3	

7. Do you connect with friends using sites like Snapchat or Instagram?

		Response Total	Response Percent
Yes		69	40%
No		103	60%
Total Respondents		172	
(skipped this question)		3	

8. What is your favorite online way to keep up with friends?

		Response Total	Response Percent
I don't use any online sites to keep up with friends		13	8%
Texting		65	38%
Instagram		1	1%
Snapchat		9	5%
Tik Tok		6	3%
Skype/FaceTime		9	5%
X-Box Live/PS4		6	3%
Discord		38	22%
Other, please specify view		25	15%
		Total Respondents	172
		(skipped this question)	3







9. Have you been threatened or bullied online this year?

		Response Total	Response Percent
Yes		14	8%
No		158	92%
		Total Respondents	172
		(skipped this question)	3

10. This school year, have you been asked online to meet someone you have never met in real life?

		Response Total	Response Percent
Yes		6	3%
No		166	97%
		Total Respondents	172
		(skipped this question)	3

11. At school, which adult would you approach if you had a serious problem regarding your personal safety or thought another student was being threatened? (you may select more than one answer)







		Response Total	Response Percent
Teacher		144	84%
Counselor		136	80%
Principal		74	43%
Police Officer		35	20%
I would keep it to myself		13	8%
Other, please specify view		17	10%
Total Respondents		171	
(skipped this question)		4	

12. If you have been bullied this year, which of the following adults did you ask for help? (you may select more than one answer)










		Response Total	Response Percent
Teacher		18	11%
Counselor		13	8%
Principal		5	3%
Police Officer		2	1%
Parent/Guardian		14	8%
I kept it to myself		5	3%
I have not been bullied		142	83%
Total Respondents		171	
(skipped this question)		4	

13. Which answer best describes the actions of teachers and staff at your school when it comes to issues related to bullying?











Response Total	Response Percent
-------------------	---------------------

Most teachers/staff address it right away		48	28%
Some teachers/staff address it right away		9	5%
Most teachers/staff see it and do nothing		3	2%
Teachers/staff are unaware of bullying		3	2%
Bullying is not a big issue at my school		59	35%
I am a virtual student, so I don't know		49	29%
		Total Respondents	171
		(skipped this question)	4







14. What more can teachers and principal do to help stop bullying? (you may select more than one answer)

		Response Total	Response Percent
Better supervision in the hallway		14	8%
Better supervision at recess		33	19%
Better supervision at lunch		25	15%
Better supervision of the bathrooms		6	4%
Enforce rules against bullying		29	17%
Teach students how to get along better		16	9%
My school does a good job addressing bullying		88	51%
I am a virtual student, so I don't know		49	29%
Other, please specify view		4	2%
		Total Respondents	171
		(skipped this question)	4

15. When you see someone being bullied, what did the bullies do? (you may select more than one answer)

		Response Total	Response Percent
Teased		25	15%
Insulted or name calling		28	16%
Threatened		7	4%
Played practical jokes		15	9%
Stole or damaged belongings		7	4%
Shoved, kicked or physically attacked		14	8%
Excluded from activities on purpose		14	8%
Spread rumors		16	9%
Cyberbullying - texts or online		13	8%
I have not witnessed any bullying		126	74%
Total Respondents (skipped this question)		171	4

16. Why do you think you or others have been bullied? (you may select more than one answer)

		Response Total	Response Percent
Physical characteristics		32	19%
Race		18	11%
Religion		13	8%
Physical handicap or learning disability		21	12%
I do not know		42	25%
I have not been bullied or witnessed bullying		107	63%
Total Respondents (skipped this question)		171	4

17. If you were being harassed by a student at school, would you tell an adult?

		Response	Response
		Total	Percent
Yes		154	90%
No		17	10%
		Total Respondents	171
		(skipped this question)	4

18. If you answered "no" to question number 17, please explain why.

		Response	Response
		Total	Percent
I answered 'yes' to question number 17		152	89%
I selected "no" because view		19	11%
		Total Respondents	171
		(skipped this question)	4

19. If there was an emergency at school (fire, tornado, or lockdown), I would know what to do.

		Response	Response
		Total	Percent
Yes		129	77%
No		0	0%
I have not been on campus this year (virtual student)		39	23%
		Total Respondents	168
		(skipped this question)	7

20. At school, I feel the least safe area is the

		Response Total	Response Percent
I feel safe in all areas of the school		77	46%
Classroom		4	2%
Playground		16	10%
Restroom		9	5%
Gym		3	2%
Hallway		14	8%
Cafeteria		3	2%
I am a virtual student, so I don't know		42	25%
Total Respondents (skipped this question)		168	7

21. The time of day when my school is the most unsafe is

		Response Total	Response Percent
Before school (7:30-7:50 am)		4	2%
During class		2	1%
During lunch		5	3%
After school (2:55-3:15 pm)		14	8%
Entire school day		4	2%
I feel safe at all times		91	54%
I have not been on campus this year (virtual student)		48	29%
Total Respondents (skipped this question)		168	7

22. This school year, have you had something stolen from you?

		Response Total	Response Percent
Yes		9	5%
No		105	62%
I have not been on campus this year (virtual student)		54	32%
Total Respondents (skipped this question)		168	7

23. This school year, has someone taken money or things directly from you using force, weapons, or threats?

		Response Total	Response Percent
Yes		2	1%
No		113	67%
I have not been on campus this year (virtual student)		53	32%
Total Respondents (skipped this question)		168	7

24. Which of the following weapons have you personally seen a STUDENT have on school grounds this school year? (you may select more than one answer)

		Response Total	Response Percent
Knife		2	1%
Gun		0	0%
I have not seen any weapons		118	70%
I have not been on campus this year		53	32%
Other		1	1%

Total Respondents	168
(skipped this question)	7

25. My teachers are concerned about my safety.

		Response	Response
		Total	Percent
Yes	<div></div>	143	85%
No	<div></div>	15	9%
Some are and some are not	<div></div>	10	6%
		Total Respondents	168
		(skipped this question)	7

26. At school I have a trusted adult I can go to with problems regarding my personal safety.

		Response	Response
		Total	Percent
Yes	<div></div>	151	90%
No	<div></div>	17	10%
		Total Respondents	168
		(skipped this question)	7

27. At school, the person I trust most is

		Response	Response
		Total	Percent
Teacher	<div></div>	76	45%
Counselor	<div></div>	63	38%
Police Officer	<div></div>	9	5%
Principal	<div></div>	5	3%
Other Staff	<div></div>	0	0%
I do not trust anyone	<div></div>	15	9%
		Total Respondents	168
		(skipped this question)	7

