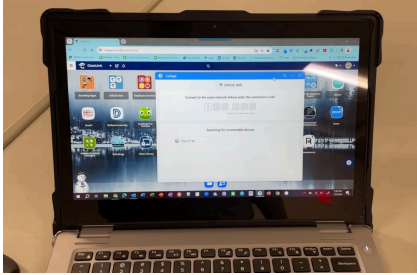
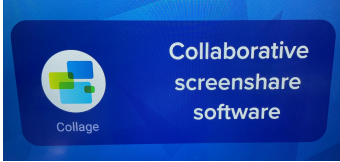
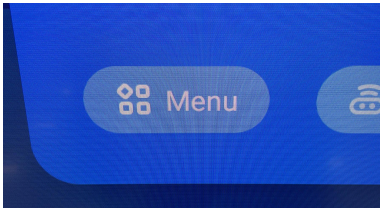
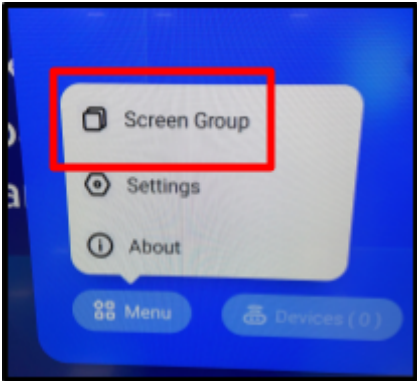


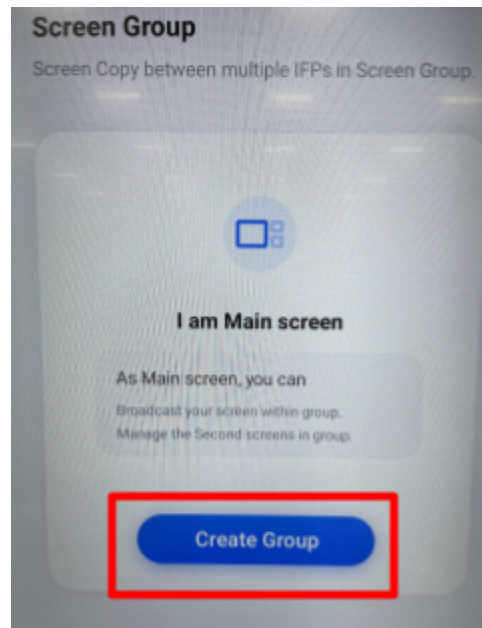
Clear Touch - Connecting Multiple Boards Wirelessly

While laptops can only connect to 1 Clear Touch board at a time, Multiple Clear Touch boards can be added to a Screen Group that wirelessly connects them to 1 main Clear Touch board which is connected to the teacher laptop.

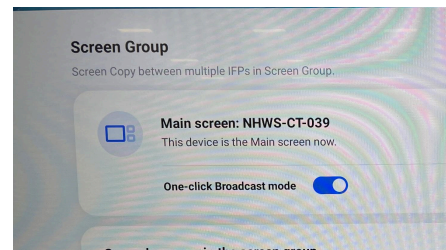
<p>1. Launch the Collage app on the teacher laptop.</p>	
<p>2. On the Clear Touch board that you wish to connect the laptop, tap the Collage app. This will be the Main Screen in the group.</p>	
<p>3. Tap MENU in the bottom left corner.</p>	
<p>4. Tap SCREEN GROUP.</p>	

Clear Touch - Connecting Multiple Boards Wirelessly

5. Under “I am Main Screen.”, tap **CREATE A GROUP**.

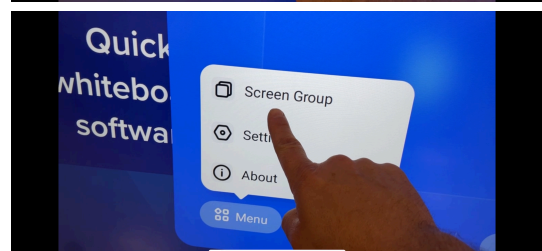
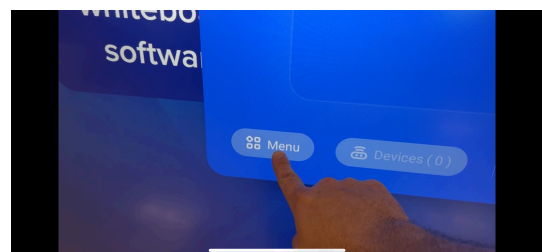



6. It should list your Clear Touch as the **main screen**.



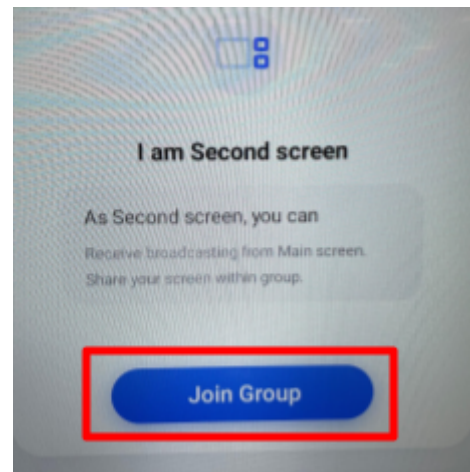
7. **On additional screens**,...

1. Open Collage app.
2. Tap Menu.
3. Tap Screen Group.



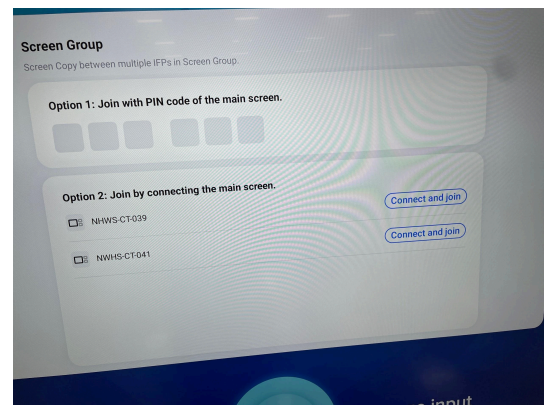
Clear Touch - Connecting Multiple Boards Wirelessly

8. On the **2nd Screen**, find the “I am Second screen.” tool and tap JOIN GROUP.

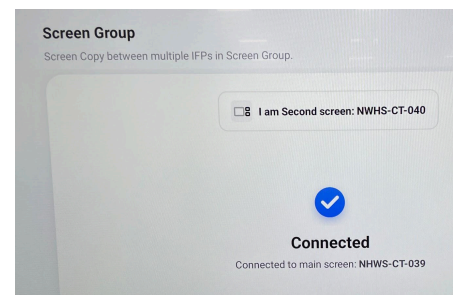


9. Still on the **2nd Clear Touch**, either...

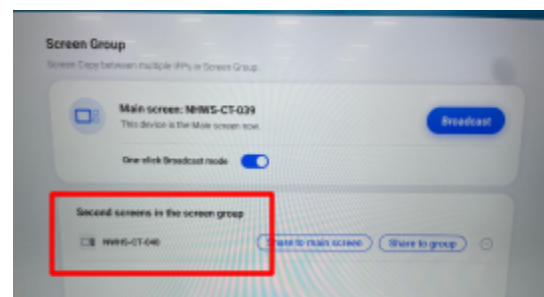
- Type the Main Screen's PIN code, or
- Look for “Option 2” and tap **CONNECT AND JOIN** by the name of the Main Screen.



10. The **2nd Screen** will show **CONNECTED** and that it is a “Second Screen”.




11. Back on the **Main Clear Touch**, you will see the name of the Clear Touch you connected as a 2nd Screen.



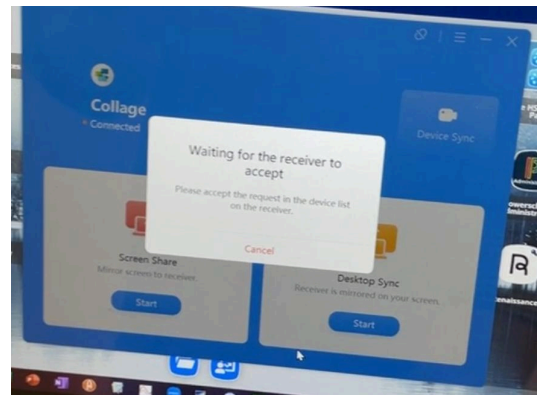
Clear Touch - Connecting Multiple Boards Wirelessly

12. Tap **BROADCAST** to the right of the Main Screen's name.

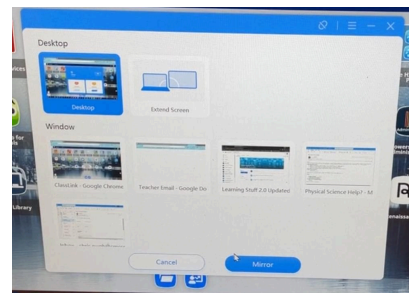
Both screens will now match.



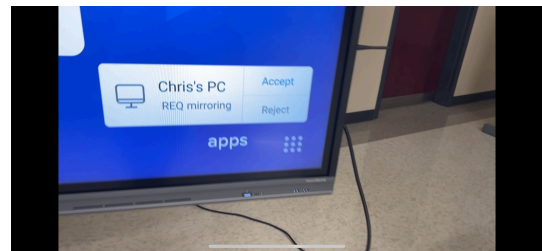
13. Back on your **teacher laptop**, tap **START** in the **SCREEN SHARE** section.




14. Pick **DESKTOP**, and tap **MIRROR**.



15. On the **Main Clear Touch board**, tap **ACCEPT** to complete the connection from your laptop.



15. Both Clear Touch boards should show the same screen. There is a slight delay on the second screen when actions are done on the laptop.



When done...

1. Disconnect from **Collage**,
2. Tap **STOP BROADCASTING** from the **main board** and close the **Collage** screen group to separate the 2 screens.