



# Lesson 3: “I Can Be God’s Child”

## K-2 In-Person Crew Club Plan

<b><u>Key Teaching Point</u></b>	God is good, and I can be his child.
<b><u>Key Bible Verse</u></b>	“See how very much our Father loves us, for he calls us his children, and that is what we are!” 1 John 3:1 (NLT)
<b><u>Scripture Passage</u></b>	“Jesus blesses the children” (Luke 18:15-17, Psalms 139:13-16)
<b><u>Materials</u></b>	<ul style="list-style-type: none"><li>● A Bible</li><li>● A die*</li><li>● Handout 1, one color copy</li><li>● A sandwich bag with individually-wrapped candies inside, at least one piece per student</li></ul>

\*Materials marked by an asterisk are in the CKC Games Bag.

### **Relate** (20 minutes)

#### Welcome crew members with a snack.

Distribute name tags and snacks. Choose one of the following icebreaker activities to do together while the children eat their snack:

#### Icebreaker Options (Choose one):

- Ask the children to share their highs and lows (the best and worst things that happened to them either today or from the past week.)
- Ask the children to take turns sharing how they’re feeling today using the “How Are You Feeling?” chart (from the CKC games bag).
- Open a discussion with the question, “What is something special about the way that God made you? What about the people in your family?”



## Build relationships.

### Find Something in Common

In this game, each child will need to find a partner. The goal is for students to ask each other questions to find some things they have in common. Give them a set amount of time (for example, two minutes), and the pair that finds the most things in common wins! (If you have an odd number of students in your group, you will need to pair up with one student.)

## Play a game.

### Game: “What Makes Me Special” Roll & Answer

Using Handout 1, tell the students to take turns rolling a die and answering the question that corresponds with the number they rolled. You may need to read the questions for children if they are pre-literate. Play the game for several rounds until each crew member has had multiple opportunities to share something special or unique about themselves.

If time allows, you may continue the game by telling students to come up with six new questions to replace the ones already used on the handout.



## **Receive (20 minutes)**

### Hear God’s Word.

We are learning about what it means to be God’s child. We are going to see in today’s story how Jesus, God’s Son, treats children. As I read the story, I want you to close your eyes and imagine that you are an observer watching the following events take place.

**Jesus is with his disciples teaching crowds of people when a group of parents arrives. These parents want to bring their little children to Jesus so he can bless them. These parents want Jesus to speak kind words over their children. The disciples scold the parents for disturbing Jesus and try to stop them from bringing their children to Jesus. But Jesus speaks up and says to his disciples, “Bring the children to me. Do not stop them from coming to me. The Kingdom of God belongs to those who are like these children.”**

Tell students to open their eyes.

- **What do you think it means to bless someone?** (To speak good words over them and to desire good for them.)
- **Why do you think Jesus blesses the children? Tell a friend next to you**



**what you think.**

Call the group to attention, and take responses from two students.

**Jesus loves each child because he made every one of them. Jesus is God! Did you know that God made you, too?**

**God created the whole world and has a purpose for every living thing, including you and me. The Bible tells us that when God made the world, he called it good. Then, when he finished his work by making people, he called us “very good.” You are God’s good creation, and he wants you to be his child.**

**David, one of the writers of the Bible, wrote about how God created each one of us and cares deeply for us.**

Read aloud Psalm 139:13-16 from The Message version.

**Oh yes, you shaped me first inside, then out;  
you formed me in my mother’s womb.  
I thank you, High God—you’re breathtaking!  
Body and soul, I am marvelously made!  
I worship in adoration—what a creation!  
You know me inside and out,  
you know every bone in my body;  
You know exactly how I was made, bit by bit,  
how I was sculpted from nothing into something.**

**God, the Creator, loves us and blesses us by calling us to be his children and forming each one of us in a uniquely wonderful way. He invites us to become his children by choosing to follow Jesus.**

Review the Bible verse:

“See how very much our Father loves us, for he calls us his children, and that is what we are!” 1 John 3:1 (NLT)

**What is wonderful about the way God made you?**

Take student responses.

Engage and explore the story.



### Activity: Act Out the Story

Ask the children to retell the story by acting it out! One co-captain should play the role of Jesus, and the students should be assigned to the following roles:

- Ask two students to play the role of the disciples. Encourage them to think about why the disciples got angry with the parents.
- Ask two students to play the role of the parents. Encourage them to think about why the parents wanted to bring their children to Jesus.
- Ask the remaining students to be the large crowd of people. Encourage them to think about how the crowd would have responded to the parents or to the disciples.

Read the following statements aloud. Encourage the children to act out their roles after each statement is read.

- **Jesus is teaching crowds of people.**
- **The parents bring their children to Jesus to receive a blessing.**
- **The disciples become angry and try to send the parents away.**
- **Jesus tells the disciples to let the children come.**
- **Jesus blesses the children.**

Close the activity with the question, “**What does this story show you about Jesus?**”

Encourage children to participate in an interactive discussion by incorporating observation questions into a game whenever possible. (See the CKC Games Bag for ideas.)

- **How do the disciples react when the children come near to Jesus?** (The disciples are angry at the parents for bringing their children.)
- **Why do you think the disciples respond that way?** (Answers will vary.)
- **How does Jesus respond to the children?** (He welcomes them, and he blesses them. Jesus tells the crowd and the disciples to let the children come to him.)
- **How does God welcome you and me?** (God wants his children to draw near to him, and he wants to bless them. He invites us to be his children.)
- **What does it mean to be God’s child? How can you become God’s child?** (Answers will vary. There is an opportunity to share the gospel here if the Holy Spirit leads.)



## **Respond (20 minutes)**



Apply God's truth.

**Imagine meeting someone really important. Who might that be?**

Take student responses. (Examples: a president, a movie star, a famous singer, etc.)

**Think of how great it would feel to receive a blessing of kind words, like, "Good job," or "I think you're really cool," from someone really important. How would you feel? What would you think?**

Take student responses.

**The words of Jesus are more valuable than the kind words you might receive from a really important person. Jesus came and lived on earth as a person, but he is also the Son of God. So the words of blessing that Jesus speaks over us come from God who created all things and rules over everything in the universe!**

**Jesus speaks a blessing over you too! You can be God's child, and God can be your good and loving Father. He created you in a unique way, and he loves and cares for you! He has blessed you with characteristics, abilities and interests that make you who you are. No one else is exactly like you!**

Give each child an opportunity to share what makes them unique.

**You are wonderfully made by a good and loving God!**

Play a Bible verse game.

Review the Bible verse and play the suggested Bible verse game.

"See how very much our Father loves us, for he calls us his children, and that is what we are!" (1 John 3:1, NLT)

Bible Verse Game: Candy Pass

Choose a student to go first, and instruct them to say the first three words of the verse. Then they pass the bag of candy to the student to their right. Each student says three words. When the last word (the reference) is said, the student holding the bag takes a candy from the bag and passes the bag to the right. Repeat until each child has received a piece of candy.

Sing and worship together.



Pick a song from the [Praise and Worship Guide](#) or choose one of your own. Incorporate movement into the songs whenever possible.

Pray together.

**God's Word says,**

**“I will praise you because I am fearfully and wonderfully made.”** (Psalm 139:14, NIV)

**When we give praise to God, we tell God about all the wonderful things he has done, and we remind ourselves of God's kindness and love toward us! We are going to praise God for creating us in so many unique and wonderful ways.**

Encourage each child to pray a short, one-sentence prayer following the prompt below. You may want to give some examples. (I praise you because you made me: *kind, artistic, smart, funny*)

**Dear God,**







**I praise you because you made me** {insert a word or phrase}.

Take prayer requests, and close in prayer.

## **Handout 1: “What Makes Me Special!” Roll & Answer**



# "What Makes Me Special!" Roll & Answer

If you roll a ...	Tell your group ...
	_____ makes me happy.
	I'm scared of _____'.
	Something I'm proud of is _____'.
	My favorite memory is the time that _____'.
	The person I admire the most is _____ because _____'.
	In the future I want to _____'.

