

Title of the Paper in English (22pt, Center, Bold)

Firstname A. Lastname ^{1*}, Firstname B. Lastname ², and Firstname C. Lastname ²(11pt)

¹ Name of Institution/Department, City, Country (10pt)

² Name of Institution/Department, City, Country (10pt)

Email: first.author@hostname1.org, second.author@hostname2.org, third.author@hostname2.org(10pt)

Corresponding Author: (*)

Article history: Received month dd, yyyy, Revised month dd, yyyy, Accepted month dd, yyyy

ABSTRACT (10 PT, Bold, Times New Roman): An Abstract should be short and to the points, usually limited to between 150 and 200 words. The Abstract only needs to describe the topic(s) to be concerned, the problem(s) to be solved, the method or solution to be proposed, and the main findings or contributions being achieved. The well-known common sense can be introduced in the Introduction. Keywords should be no less than 3 and not exceed 5.

Keywords: First keyword, Second keyword, Third Keyword,... Max(5)

الملخص: (حجم الخط 12، غامق، Traditional Arabic): يجب أن يكون الملخص قصيرًا ومباشرًا، وعادةً يتراوح بين 150 و200 كلمة. ينبغي أن يصف الملخص الموضوعات التي يتناولها البحث، المشكلات التي يسعى إلى حلها، الطريقة أو الحل المقترح، وأهم النتائج أو الإسهامات التي تم التوصل إليها. يمكن تقديم المعلومات العامة أو الخلفية المعروفة في المقدمة. الكلمات المفتاحية: لا يقل عدد الكلمات المفتاحية عن 3 ولا يزيد عن 5.

I. INTRODUCTION (12 PT)

The main text format consists of a flat left-right columns on A4 paper. The margin text from the left and top are 2.5 cm, right and bottom are 2.5 cm. The manuscript is written in Microsoft Word, 1.15 space, Time New Roman 12 pt, and maximum 10 pages for original research article, or maximum 15 pages for review/survey paper, which can be downloaded at the website:

The focus of a paper should be on the exposition of the body of the paper, rather than the Introduction, Background and Related Work, although these are also essential parts of a paper, so as to avoid being top-heavy.

This section introduces : i) a clear background, ii) a clear statement of the problem, iii) the relevant literature on the subject, iv) the proposed approach or solution, and v) the new value of research which is innovation (within 3-6 paragraphs). It should be understandable to colleagues from a broad range of scientific disciplines.

II. RESEARCH DESIGN OR PROCEDURES (12 PT)

A research procedure is about the form of algorithms, Pseudocode, or other, how to test, and data acquisition acquisition.

A) Section Title

Each major section begins with a Heading in 12 point Times New Roman font numbered using Roman numerals (except for Acknowledgement and References).

III. HELP HINTS

A) Figures and Tables

Place figures and tables **AFTER** their first mention in the text. Figure captions should be centered below the figures; table captions should be centered above. Use the abbreviation “Fig. 1,” even at the beginning of a sentence.

To figure axis labels, use words rather than symbols. Do not label axes only with units. Do not label axes with a ratio of quantities and units. Figure labels should be legible, about 10-point type. Color figures will be appearing only in online publication.

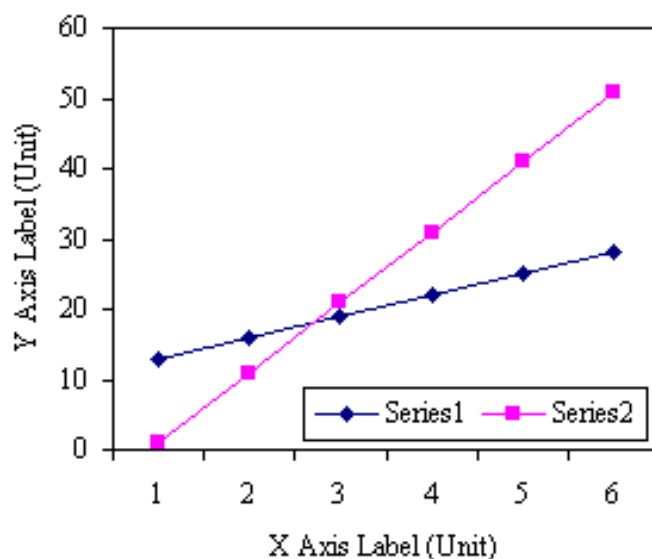


Fig. 1 Note how the caption is centered in the column. Note that keep the texts and coordinate values in about 10 pt

TABLE I: TYPE SIZES FOR CAMERA-READY PAPERS (10 PT)

Type size (pts.)	Appearance		
	Regular	Bold	Italic
6	Table captions, ^a table superscripts		
8	Section titles, tables, table names, first letters in table		

Type size (pts.)	Appearance		
	Regular	Bold	Italic
	captions, figure captions, footnotes, text subscripts, and superscripts		
9	References, authors' biographies	Abstract	
10	Authors' affiliations, main text, equations, first letters in section titles		Subheading
11	Authors' names		
24	Paper title		

B) References

Use APA for intext reference.

IV. RESULTS AND DISCUSSION (12 PT)

In this section, it is explained the results of research and at the same time is given the comprehensive discussion. Results can be presented in figures, graphs, tables and others that make the reader understand easily. The discussion can be made in several sub-sections.

Equations should be placed at the center of the line and provided consecutively with equation numbers in parentheses flushed to the right margin, as in (1). The use of Microsoft Equation Editor or MathType is preferred.

$$y_0 = \frac{L_p}{\pi} \left(\frac{z_0}{R_{in}} \right) \quad (1)$$

All symbols that have been used in the equations should be defined in the following text.

V. CONCLUSION

A conclusion section is usually required. Although a conclusion may review the main points of the paper, **do not replicate the abstract as the conclusion**. A conclusion might elaborate on the importance of the work or suggest applications and extensions.

Appendix A : APPENDIX TITLE

Appendixes, if needed, is numbered by A, B, C... Use two spaces before APPENDIX TITLE.

ACKNOWLEDGMENTS

This section should acknowledge individuals who provided personal assistance to the work.

FUNDING INFORMATION

This section should describe sources of funding agency that have supported the work.

REFERENCES : (10 PT)

The American Psychological Association (APA) referencing style, 7th edition, is widely recognized as a standard for academic writing across various disciplines, particularly in the social and behavioral sciences. It ensures clarity, uniformity, and credibility in scholarly communication by providing a consistent format for citing sources and organizing references.




When using APA style, authors should cite all sources that have contributed to their work, both within the text (in-text citations) and in a detailed reference list at the end of the manuscript. In-text citations include the author's surname and the year of publication, for example: (Smith, 2020). Direct quotations should also include page numbers.

The reference list should be arranged alphabetically by the authors' last names and formatted with a hanging indent. Each reference entry must include key information such as the author(s), publication year, title of the work, and source (journal name, publisher, or DOI for online sources).

Proper use of the APA 7th edition style not only helps avoid plagiarism but also enhances the academic quality and integrity of research papers.

BIOGRAPHIES OF AUTHORS



Abdulati I. Abdullah    received the BSc degree in Electrical and Electronic Engineering from Azzaytuna University, Libya in 2007, and MSc degree in Data Communications from The University of Sheffield, UK in 2014. He is working as a lecturer with Department of Electric and Electronic Engineering at Azzaytuna University, Tarhunah, Libya since 2015. He has been ranked as an assistant Professor since June 2023. He is serving different conferences and journals as a reviewer, and a regular reviewer with some IEEE conferences. His research interest includes: 5G wireless communications and beyond, mm-wave antennas and spatial modulation. He has published many articles in Scopus. He

can be contacted at: a.abdullah@azu.edu.ly