



WJSN

COMEBACK GUIDE

Prepared by @UJUNG_STATION, @cosmosupport,
@lesyeuxdeyanee, @WJSNDaily, and @WUJUSUPPORT

TABLE OF CONTENTS

A letter for Ujungs	2
NEVERLAND Comeback Goals	3
Youtube Streaming Guide	4
* Why Stream Music Videos	4
* How to Stream WJSN MVs	4
* Youtube Streaming Tips	5
* Regular Youtube vs Youtube Premium	6
* Frequently Asked Questions	6
Spotify Streaming Guide	8
* Why Stream on Spotify	8
* Free Spotify vs Premium Spotify	9
* How to Stream WJSN on Spotify	9
* Spotify Streaming Tips	10
iTunes Streaming Guide	10
* Charting on iTunes	11
* Streaming on Apple Music	11
Genie Streaming Guide	12
* Tutorial 1: Creating a Genie ID	12
* Tutorial 2: Streaming on a Desktop	14
* Tutorial 3: Streaming on a Mobile Device	16
* Genie Streaming Tips	17
Music Shows Tutorials	18
* Music Shows Criteria	18
* Voting Tutorials	20
* Whosfan FAQs	23
Social Charts	25
* Billboard Social 50	24
* Korean Brand Reputation	27

Greetings, Ujungs!

Comeback season is just around the corner. Are you all excited to journey through **NEVERLAND** together with our favorite girls?

For months, WJSN worked so hard to prepare their mini album so they can collectively show a better version of themselves to us. The best we can do to repay their efforts is to give them their biggest comeback to date!

A comeback is not just about our favorite group providing new content for the fans. Instead, it is about **the artists and the fandom working together in harmony in order to break boundaries and reach new heights.**

Amidst the health and safety restrictions due to the COVID-19 pandemic, there are still a variety of ways to support the girls this era. However, we observed that not everyone is familiar with all of these methods yet.

Thus, our team decided to prepare a **comprehensive comeback kit** for Ujungs to follow! It is our hope that through this comeback kit, everyone can effectively support WJSN in their endeavours as artists.

The different methods discussed throughout this kit will not only allow us to secure music show wins, but also enable us to promote the group better on a global scale.

WJSN is undoubtedly one of the best and most talented KPOP girl groups today. As a fandom that the girls appreciate and adore so dearly, it is our duty to make sure that South Korea, as well as the rest of the world, know about them and their capabilities as exceptional artists.

Besides surpassing our previous achievements, we hope that this comeback kit can also be a way for Ujungs to express their unwavering love for **Exy, Seola, Xuanyi, Bona, Soobin, Luda, Dawon, Eunseo, Meiqi, Cheng Xiao, Yeoreum, Dayoung, and Yeonjung.**

May this comeback be a fun and meaningful experience for everyone!

With love,

@UJUNG_STATION, @cosmosupport,
@lesyeuxdeyanee, @WJSNDaily, and @WUJUSUPPORT



BUTTERFLY

COMEBACK GOALS

YOUTUBE:

2 MILLION VIEWS IN 24 HOURS

5 MILLION VIEWS IN 1 WEEK (AT LEAST 1M ON 1THEK)

10 MILLION VIEWS BY THE END OF THE ERA ON SSTV

SPOTIFY:

1 MILLION STREAMS IN 1 WEEK

BRAND REPUTATION:

WJSN IN TOP 5

ALL MEMBERS IN TOP 100

THESE ARE GOALS WE WANT TO ACHIEVE,
BUT WE CAN AND SHOULD SURPASS THEM!

LET'S WORK HARD UJUNGS!

YOUTUBE STREAMING GUIDE

Q: Why stream WJSN music videos on Youtube?

1. Worldwide Promotion

In early 2020, The Verge reported that Youtube is still the leader among mobile streaming sites all around the world. With its large amount of daily users worldwide, accumulation of millions of views for WJSN music videos could give the group more promotion not just in South Korea and Asia, but also all around the world.

2. Music Show Criteria

As the music industry adapts to the changes in the digital era, several music shows in South Korea have recognized music video views as part of the criteria for an artist to secure a win.

3. Billboard Charts

A large number of streams of WJSN's music videos will give them more chances to enter the Billboard charts (e.g. Billboard 200).

Q: How to stream WJSN MVs?

1. **Log in** to your Youtube account
2. Search the music video **manually** with the keywords:
"WJSN + **BUTTERFLY** + mv"
3. Set the **video quality** to at least **480p**
4. Set the **volume** of the video to at least **60%**
5. **Like** the video only **after the first 30 seconds** have played
6. Watch the **entire music video** from start to finish (ads included)
7. **Share** or **embed** the video on multiple social media platforms (Facebook, Twitter, etc)
8. Watch **2-3 more videos** (preferably past WJSN MVs) in between Butterfly MV streaming
9. Repeat process from #2

Q: Youtube Streaming Tips

DO's	DON'Ts
Set the volume of the music video to at least 60%	Do NOT mute the music video
Open multiple browsers	Do NOT open multiple tabs and avoid incognito tabs
Watch the entire video at normal speed	Do NOT change the play speed, skip ads , or pause/fast forward/rewind any parts of the mv
Manually search the music video every time	Do NOT use playlists in the first 24 hours , click the replay button, or play on loop
Leave positive comments about the members, the song, or the music video	Do NOT spam the comments section or create a hostile atmosphere (hating on the members, the concept, the song, or other fans)
Censor the words “stream,” “streaming,” and “views” (e.g. stre4m or vi3ws) in the comments section and use it only when necessary	Do NOT use emojis in the comments
Watch the music video only from official Youtube channels (StarshipTV and 1theK) and the embedded music videos on other sites or media articles	Do NOT engage with and report unauthorized posts of the mv in social media sites (whether in whole or in part), including lyric videos
Share or embed the music video from the link generated by Youtube	Do NOT screen record and re-post the music video on your own anywhere
Follow the streaming instructions diligently	Do NOT clear your cache or delete your watch history

Q: Regular Youtube vs Youtube Premium

REGULAR YOUTUBE	YOUTUBE PREMIUM
Watch the ads in full when streaming	No ads included in the videos
Playlists must be avoided in the first 24hours and streamers cannot put the mv on loop	Playlists may be used and streamers can put the mv on loop (NOTE: To be cautious, it is best to not use playlists at least in the first 24 hours)
Browsers and/or the Youtube app must be open and active during streaming sessions	MV may still continue to play even in the background (streamers may close the browser or app while the MV is playing)
Only online streams count	Streams through the downloaded MV, when played offline, still count as views
	Offers a one month free trial (NOTE: Cancel the subscription before the expiration of the trial period to avoid charges)

Q: Frequently Asked Questions

1. Why do I need to log in to my Youtube account?

Logging in to your account will help Youtube to identify you as a legitimate human streamer (not merely a bot), and it will allow you to like the music video during your stream.

2. Do I need to log out of the account after liking and commenting on the music video?

NO. Please don't log out of your account. Due to stricter rules against bot streaming, it is better to stay logged in to your accounts to help Youtube recognize your views as legitimate. However, you may switch between various accounts if you have more than one.

3. May I use different accounts in streaming?

Yes. You may log in to various Youtube accounts on **multiple browsers**. Do not use multiple tabs for your streams, especially incognito tabs.

4.

4. Am I allowed to use multiple tabs on multiple browsers?

No. Always follow the **one tab per browser** rule. If you have many Youtube accounts, you can download various Youtube browsers for each one. But do NOT use the incognito or private option. Other than Safari and Google Chrome, here are some recommended browsers:



KODE, ALOHA, and OPERA TOUCH are fast browsers as well.

5. Is it okay to use the Youtube app?

Yes. Although browsers are preferred for streaming, you may still opt to use your Youtube app as long as you diligently follow the streaming guidelines.

6. Why do I have to wait for at least 30 seconds after the video played before I can hit the LIKE button?

This ensures that your “like” will be counted. Other fandoms have experienced deleted MV likes by not observing this rule.

7. Why can't I record and post small parts of the music video on social media?

Unauthorized recording and posting of the music video on social media, whether in whole or in part, is a form of copyright infringement. It will also take away the views we need for the music videos uploaded on official channels (StarshipTV and 1theK). An alternative way to promote the comeback and the music video is to embed/post the video on various platforms.

8. May we use the autoplay function in the first 24 hours?

No. The autoplay function is only advisable when you are using a playlist. The use of playlists is prohibited in the first 24 hours. However, after the 24 hour window since the release of the music video, you may create a playlist for WJSN music videos and use the autoplay function.

9. Why does Youtube freeze the views of the videos?

Youtube tends to freeze the view count of music videos when there is overwhelming viewership upon upload or during mass streaming projects. The purpose for the freeze is to verify these views and make sure that they are not simply generated by bots.

10. Will my stream be counted when I watch the music video while the views are frozen?

YES! Do not be discouraged! This only means that there are a lot of ujangs watching the video at the moment, and Youtube is verifying these views in order to properly count them in the tally. **KEEP WATCHING!** Your stream will surely be counted later on, as long as you follow the stream guidelines.

11. What other behavior could freeze the views of the music video?

Using **emojis** in the comment section, as well as **commenting** the words “stream,” “streaming,” or “views” may cause Youtube to freeze the views temporarily.

12. What are considered bot-like behaviors that you should avoid?

The following are considered bot-like behavior:

- Spamming the comment section
- Commenting “stream,” “streaming,” or “views”
(NOTE: censor these words, use stre4m, vi3ws, etc.)

- Liking the music video before the 30 second mark
- Logging out of your account
- Clearing the cache or deleting your watch history
- Continuous streaming of the music video on loop (without 2-3 other videos to buffer in between) or by clicking the replay button

SPOTIFY STREAMING GUIDE

Q: Why stream the “Neverland” album on Spotify?

1. International fans can stream

Since international fans do not have easy accessibility to Korean music streaming sites, Spotify is a good alternative to help WJSN! While Spotify streams do not count on Korean charts, they do count on US Billboard charts and other global charts! This can help WJSN chart outside of Korea and give them exposure to a bigger and more diverse audience.

2. Increase WJSN’s popularity

Streams are an important indicator to an artist’s popularity and how well-received their

music is by fans and non-fans. With higher stream numbers, the more likely WJSN will be featured on the Spotify K-pop playlists where they can attract even more listeners and fans!

Since there are many casual, global K-pop listeners on Spotify who listen to these playlists, this can be extremely beneficial to WJSN. Their most popular song on Spotify is “Secret” with 9.1 million streams; let’s make “Butterfly” their most streamed song!

3. Streaming is easy and free!

30 seconds of a song = 1 stream. However, it is recommended that you play the full song!

You can create a free account or sign up for a Premium one with your email or Facebook account. Read below for more information.

Q: Free vs. Premium Spotify

Free Subscription	Premium Subscription
Free account!	1 or 3 months free trial offered! (use it if you can) 3 plans available: 1) <i>Individual</i> : \$9.99/month (1 account) 2) <i>Family</i> : \$14.99/month (6 accounts) 3) <i>Student</i> : \$4.99/month (verified with student email address)
Free streaming with ads	Streaming without ads
Limited skipping → mobile skipping is more limited than the Web Player/Desktop versions	Unlimited skipping on all platforms
Only online streaming	Offline streaming
3750 streams = 1 album unit	1250 streams = 1 album unit

Q: How to stream “Neverland” on Spotify

1. **Download/open** Spotify (iOS, Android, Windows) or open the [Spotify Web Player](#) and sign up/log in
2. Go to **playlists**
3. **Select** a playlist to stream from
4. Press **play** or **shuffle play**
5. **Switch** between playlists from time to time

Q: Spotify Streaming Tips

DO's	DON'Ts
Stream with a pre-made playlist or create your own . Use a variety of songs.	Do NOT limit the artist/s of the playlist to only WJSN. If you create your own playlist, make sure you choose a variety of songs/artists . Streaming one artist for a long time may be considered bot-like behavior.
Listen to the full song and interact with your playlist (skip songs, listen to other artists/genres).	Do NOT loop songs for a long period of time. Listen to a variety of songs in between.
Set the volume to at least 50% .	Do NOT mute the volume of the <i>Spotify app</i> . Mute the device or plug in earphones.
Put "Butterfly" on multiple playlists and switch between the playlist.	Again, make sure to choose a variety of songs/artists in your playlists.
OTHER TIPS	
Follow WJSN on Spotify and like their songs!	
Share WJSN's songs	
If you have Spotify Premium, offline streams are valid and will be counted once you log back online. You can get a free trial for a Spotify Premium account and listen to music ad free!	
If necessary, only loop your playlist when busy/sleeping.	

ITUNES STREAMING GUIDE

Q: Is there a difference between iTunes and Apple Music?

Yes. There is a common misconception that iTunes and Apple Music are the same thing. However, the truth is that they have different functions. While iTunes is used to purchase songs or albums, Apple Music is used to stream the music.

Q: How can I help chart “Butterfly” on the iTunes chart in my country?

Both Apple and non-Apple users can help to ensure that *Butterfly* will rank high in the chart of your country. Here is a quick guide, as well as some reminders, to assist you:

1. Download iTunes. For Apple users, download it from the App Store. Android users may download it from Google Play. For Windows users, [iTunes may be found here](#).
2. Create your own **Apple ID**. Make sure that you **verify** your account from the verification notice sent to your email.
3. **Sign in** to iTunes.
4. **Search WJSN’s *Butterfly*** from the search bar.
5. **Purchase** the song.
 - a. If you can afford to purchase *Butterfly* **multiple times**, please do as it will help the song chart higher in your country!
 - b. More Apple IDs are needed to purchase the *Butterfly* multiple times.
6. If you previously purchased the song, **delete *Butterfly*** from your library.
 - a. Streaming from the library won’t count as streams.
 - b. You may re-download the song later without paying again.
7. **Search** for the **other songs** of the *Neverland* album and **purchase** them as well, if you can. If you are planning to buy all of the songs in the album, make sure to **buy the songs separately**.

Q: How can I stream on Apple Music?

1. **Download** Apple Music.
2. **Create** an account. You may opt to use the trial offer. You need your **Apple ID** for this. To create an Apple ID: <https://support.apple.com/en-ph/HT204316>
3. Make sure to **sign in** with your Apple ID and password.
4. **Search** for *WJSN’s Butterfly*. If you have **previously purchased** the song on iTunes, **delete** it from your library.
 - a. Streaming from your library will NOT count as a stream.
 - b. The song may be re-downloaded again without another payment.
5. Use a **playlist** when streaming. Do NOT **replay or put on loop** the songs.
6. Stream with at least 50% volume. Do NOT **mute** it.

GENIE STREAMING GUIDE

Q: Can international fans stream “Butterfly” on Genie?

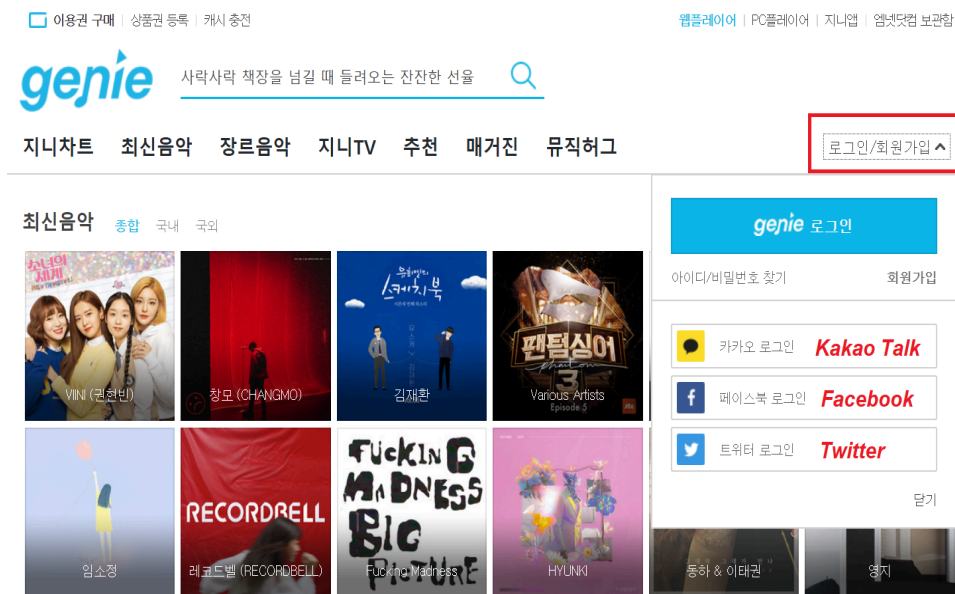
WJSNDAILY and BoatWJSN have teamed up to provide **FREE** Genie streaming links for international fans! Please read the **tutorial** below for more instructions and **follow WJSNDAILY for the links**.

Q: How can international fans stream “Butterfly” on Genie?

Please review the tutorials and Genie streaming tips below! The following tutorials will show you how to create a Genie account and how to stream.

TUTORIAL (1) - Creating a Genie ID

1. Go to the [Genie website](#) and **log in with your SNS**



- 2.

2. **Agree** to the terms and conditions (see image for Step 2)

Step 2

01 약관동의 02 회원정보 입력 03 가입완료

서비스 이용약관 동의

Click the check mark

지니 회원가입을 위해 이용약관 및 개인정보 수집 및 이용에 동의해 주세요.

이용약관, 개인정보 수집 및 이용에 모두 동의합니다. ☒

이용약관 동의

제1장 총칙

제1조 [목적]
이 약관은 주식회사 지니유적(이하 "회사"라 합니다)과 이용자 간에 "회사"가 제공하는 콘텐츠 서비스인 genie 서비스(이하 "서비스"라 합니다) 및 제반 서비스

이용약관에 동의합니다. ☒

개인정보 수집 및 이용

개인정보 수집 및 이용에 대해 거부할 수 있으며, 동의 거부 시 회원가입이 제한됩니다.

수집하는 개인정보의 항목	개인정보의 수집 및 이용목적	개인정보의 보유 및 이용기간
지니홈 간편 가입회원	접 권화번호, 통신사인증정보, 이메일	
미디어팩 연동회원	휴대폰번호, 통신사인증정보	

2. 제화 또는 서비스 제공

구분	처리 목적	처리 항목

개인정보 수집 및 이용에 동의합니다. ☒

Continue here

3. Create an **ID name**. Click the blue button to check if you can use it. ID names must be: 4-12 letters long, no spaces, no special characters.

Step 3

01 약관동의 02 회원정보 입력 03 가입완료

회원정보 입력

Create an ID name

아이디 ☒ 중복확인 사용 가능합니다. Green check = good to use

이메일 ☒ 이메일을 기입 해주세요. Add your email

Click here to continue

4.

4. **You've registered successfully!** Click back to the Genie home page. You can register multiple Genie IDs!



TUTORIAL (2) - Streaming WJSN on Genie (Desktop/Computer)

1. Click on the **provided Genie link** from WJSNDAILY (will look like this: www.genie.co.kr/BRH4Zs)
2. Click on the **logo**

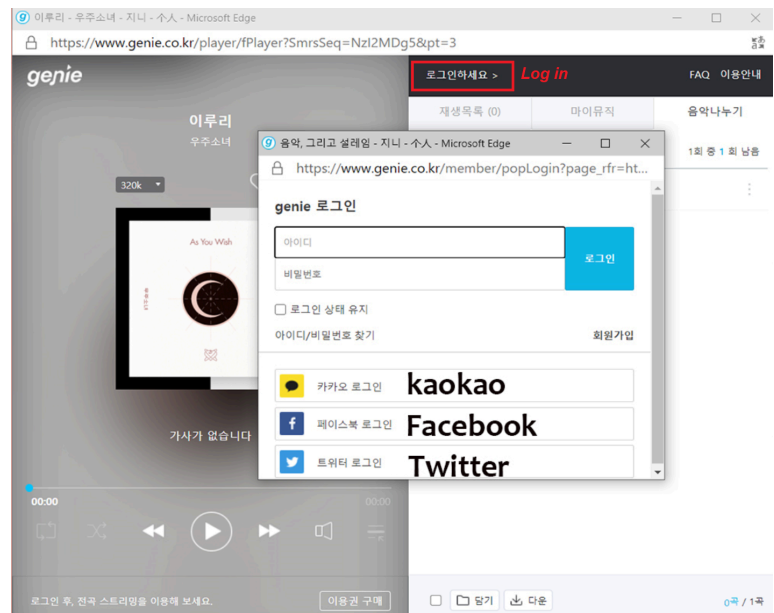
새로운 세상 지니와 함께 즐거운 음악여행을 떠나보세요.
음악감상을 하기 위해 **팝업 차단**을 **해제**해 주시고 음악감상이 되지 않을 경우 아래 버튼을 선택해 주세요.



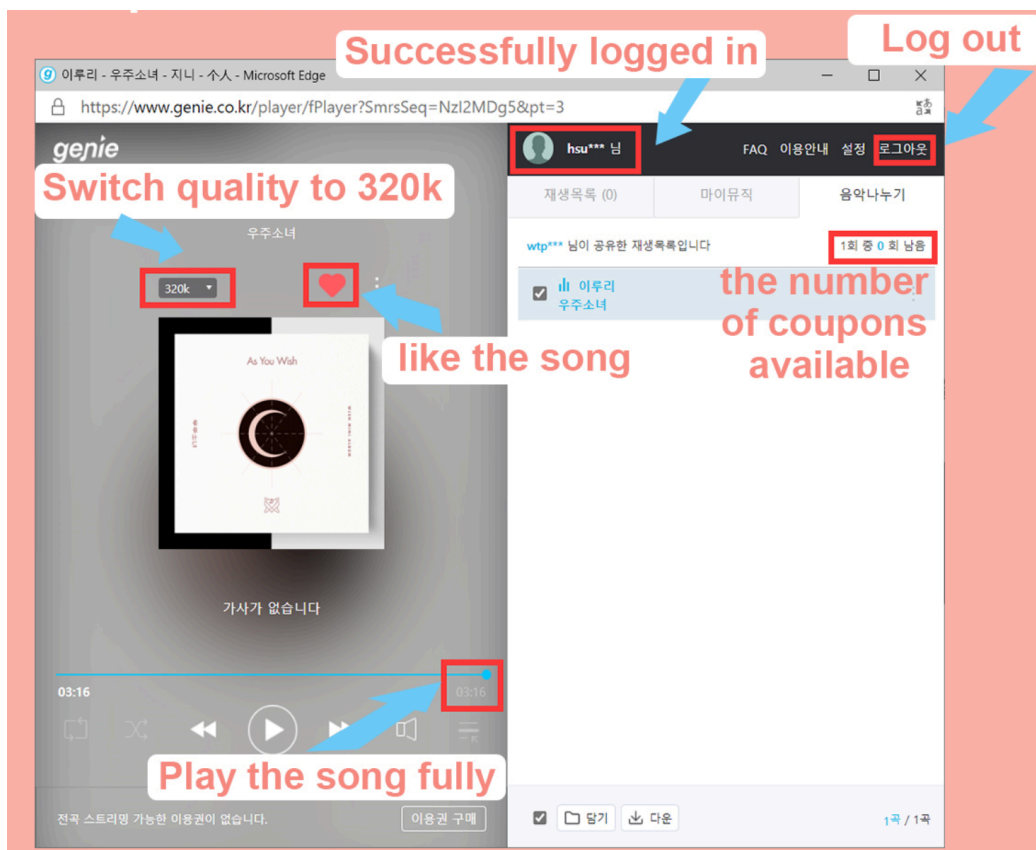
COPYRIGHT(C) KT MUSIC CORP. ALL RIGHTS RESERVED

- 3.

3. **Log in** to your Genie account with your SNS account

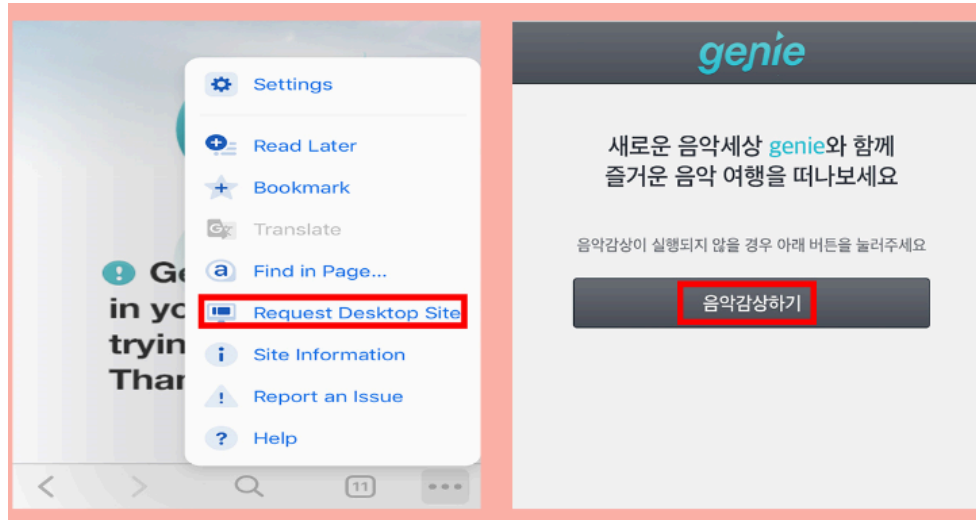


4. Make sure you are **successfully logged in** by checking that it is your Genie ID! *Streams only count if you are logged in.*
 - a. Set the **sound quality** to 320k
 - b. Click the heart to **like** the song
 - c. **Play** the song fully (check that it is the full song, not 1 minute!)
 - d. Number of coupons = how many streams/coupons available on the link
(**black #** = how many streams there are total)
(**blue #** = how many streams left)



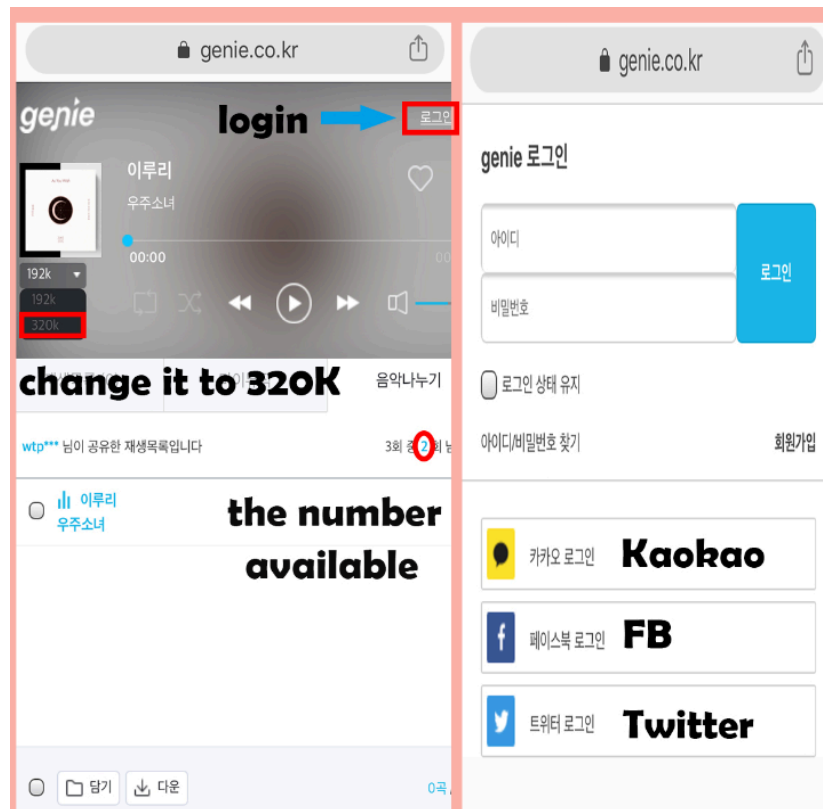
TUTORIAL (3) - Streaming WJSN on Genie (Mobile)

1. Click on the **provided Genie link** from WJSNDAILY (will look like this: www.genie.co.kr/BRH4Zs)
2. A page may load saying Genie is not available. But it still works! **Request desktop site** and click on the **logo** (this may take a few tries)

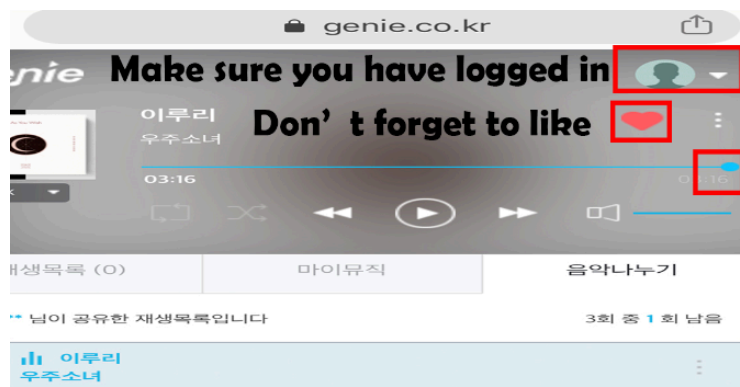


3. **Log in** to your Genie account with your SNS account

4.



4. Make sure you are **successfully logged in** by checking that it is your Genie ID! Streams only count if you are logged in.
 - a. Set the **sound quality** to 320k
 - b. Click the heart to **like** the song
 - c. **Play** the song fully (check that it is the full song, not 1 minute!)
 - d. Number of coupons = how many streams/coupons available on the link
 (black # = how many streams there are total)
 (blue # = how many streams left)



GENIE STREAMING TIPS
Log out after streaming!
Stream ONCE per account per hour
Stream using different accounts with one link
Using Genie on a desktop may be easier!
Open new browsers to stream with multiple accounts at once
DO NOT stream on 1 account with different link
DO NOT use the link if you already have streaming pass

MUSIC SHOWS TUTORIALS

Q: What are the different music shows in South Korea and their respective criteria for music show wins? How do we vote in the apps?

The Show: Tuesday, 6PM KST

- **Digital** (40%)
 - *Melon, Genie, Soribada, Bugs*
- **Music Video** (20%)
 - *YouTube MV Views*
- **Expert Choice** (15%)
- **Physical** (10%)
 - *Hanteo Album Chart*
- **Pre-Vote** (5%)
 - *Starplay app*
- **Live Vote** (10%)*
 - *First place nominees only**
 - *Starplay → collect Silver Stars and convert those to The Show Votes*

Show Champion: Wednesday, 6PM KST

- **Digital & Physical** (50%)
 - *Melon, Genie, Soribada, Bugs, Vibe*
 - *Hanteo Album Chart*
- **Pre-Vote** (20%)
 - *Idol Champ app → take quizzes or complete missions to earn hearts for voting*
- **Broadcast** (20%)
 - *MBC Radio/TV*
- **SNS** (10%)
 - *YouTube MV Views*

MCountdown: Thursday, 6PM KST

- **Digital** (45%)
 - *Melon, Genie, Bugs*
- **Physical** (15%)
 - *Hanteo Album Chart*
- **SNS** (15%)

- *YouTube MV Views*
- **Global Pre-Vote (15%)**
 - *MCountdown Website (Korea)*
 - *Mwave (Global) app*
 - *Mnet Japan (Japan)*
 - *Whosfan (Global) app - bonus voting*
- **Broadcast (10%)**
 - *MCountdown Performance Views (on MCD YouTube Channel)*
 - *Mnet Appearances*
 - *M2 Content*

Music Bank: Friday, 5PM KST

- **Digital (65%)**
 - *Melon, Genie, Soribada, Bugs, FLO, Vibe*
- **Broadcast (20%)**
 - *KBS Radio/TV*
- **Viewers Choice (10%)**
 - *Randomly selected panel viewers will be sent a survey*
- **Physical (5%)**
 - *Hanteo Album Chart*

Music Core: Saturday, 3:30PM KST


- **Digital & Physical (60%)**
 - *Melon, Genie, Soribada, Bugs, FLO, Vibe*
 - *Gaon Chart*
- **Music Video (10%)**
 - *YouTube MV Views*
- **Viewer Committee Pre-Vote (10%)**
 - *By 2,000 people*
- **MBC Radio Broadcast (5%)**
- **Live Vote (15)%***
 - *Audience Live Vote*
 - *First place nominees only **
- **Global Pre-Vote (10%)***
 - *Mubeat app*
 - *First place nominees only **
- **Streaming Hot Chart (10%)***
 - *Vibe Music Chart*
 - *First place nominees only **

Inkigayo: Sunday, 3:50PM KST

- **Digital** (55%)
 - *Melon, Genie, Bugs, FLO*
- **SNS** (30%)
 - *YouTube MV Views*
- **Physical** (10%)
 - *Gaon Chart*
- **Pre-Vote** (5%)
 - *Melon App Voting (Korea only)*
- **Broadcast/On-Air** (10%)
 - *SBS Radio/TV*

*Top 3 Nominees for Inkigayo Chart go through live SMS (text) and Melon voting

Q: What are the apps I should download for music show voting?



Q: How do I vote for WJSN on music shows?

Music Shows and Voting Apps	Instructions for Voting
THE SHOW: Starplay	<p>✓ PRE-VOTING by international UJUNGS</p> <ol style="list-style-type: none">1. Download the Starplay app2. Change the language by clicking on the Korean flag and selecting the USA flag for English3. Sign up through your SNS accounts4. Enter your nickname, agree to the terms and conditions, and click Login5. Click the STORE icon from the homepage and collect Silver Star Tokens by watching video ads or completing missions6. Convert Silver Star Tokens<ul style="list-style-type: none">- Silver Star Tokens expire every 15th of the


	<p>month</p> <ol style="list-style-type: none"> Vote for WJSN once the poll opens <ul style="list-style-type: none"> Click the VOTE (ballot) icon from the homepage Select SBS then click on The Show Once you find WJSN, click vote Starplay will confirm your vote after <p>✓ LIVE VOTING by international UJUNGS</p> <ol style="list-style-type: none"> Open the Starplay app and click on the VOTE (ballot) icon from the homepage Select WJSN once poll opens <ul style="list-style-type: none"> Maximum of 3 votes only
SHOW CHAMPION: Idol Champ	<p>✓ PRE-VOTING by international UJUNGS</p> <ol style="list-style-type: none"> Download the Idol Champ app and confirm the “App access permission guide” page Click the “Who is my bias?” button and sign in using your email, Facebook, Kakao Talk accounts Put a check on “accept all,” click “Accept and Continue,” and confirm that you accept all Terms of Service and Privacy Policy Choose WJSN as your idol and set up your account with other details From the menu bar, click on the heart (free-charging) icon. Under “Free” item, achieve missions and watch videos to collect Ruby chamism and stars <ul style="list-style-type: none"> Collect as much as you can before the comeback Vote for WJSN in the app once the poll opens
MCOUNTDOWN: Mwave and Whosfan	<p>✓ PRE-VOTING by international UJUNGS</p> <p><i>Mwave website or app</i></p> <ol style="list-style-type: none"> Go to Mwave’s website (mwave.me) or download the Mwave app Sign in using your sns accounts On the menu, click on “pre-voting” <ul style="list-style-type: none"> Standard voting period: every Friday, 2pm

KST to next Monday, 9am KST

4. **Vote** for WJSN

**** You can vote 10 times per day per IP address**

Whosfan

1. **Download** the Whosfan app and **sign in** through your SNS accounts
2. In the “**following stars**” page after you log in, **search and follow WJSN**
3. Enter the **referral code** from other UJUNGS to earn additional 500 credits
 - A successful sign up automatically grants the user 1,000 credits
 - One of the organizers of this comeback kit will create a thread for everyone to post their referral codes
4. Click the ★ symbol at the bottom of the screen to go to the “**Vote & Events**” page, then click on the  button on at the top right area of the page to go to the **STORE**
5. **Purchase MCountdown Tickets** using your credits
 - You will receive an **alert** that the “exchange is complete” and a **notice** that “the voting ticket is already issued”
6. Return to the “**Vote & Events**” page and click on “**MCountdown Global Pre-voting**” (standard voting time applies)
7. Click the **heart** beside WJSN’s name to **vote** for them

NOTE: Differences between an MCountdown voting ticket and a Whosfan voting ticket, as well as the list for various ways to earn credits will be provided in the next section.

✓ LIVE VOTING by international UJUNGS

- Change the **timezone** on your phone to *Korea* and

	<p>send the this message via text to either #2336, +822336, 820102336, OR +00822336: 우주소녀</p> <p>- International charges apply</p>
MUSIC CORE: Mubeat	<p>✓ <u>PRE-VOTING by international UJUNGS</u></p> <ol style="list-style-type: none"> 1. Download the Mubeat app and sign up for an account 2. Log in to the app 3. Search for WJSN and follow them 4. Use your pre-collected “heart beats” to vote for WJSN once the poll opens. There are no limits to the votes casted, as long as you have sufficiently collected “heart beats” to use. <p>Please pre-collect heart beats before the comeback day. To collect them:</p> <ol style="list-style-type: none"> 1. Click on the STORE button from the main page 2. Click on “Watch video ads and get Heart Beats” button <ul style="list-style-type: none"> - 3 hearts collected per ad watched - Maximum of 15 ads per day 3. Choose among the “Complete missions and get heart beats” button to earn additional heart beats (optional) <p>✓ <u>LIVE VOTING by international UJUNGS</u></p> <ul style="list-style-type: none"> - Change the timezone on your phone to <i>Korea</i> and send the this message via text to either +820505, 00820505 OR +8200820505: 우주소녀 - International charges apply - No error reply means your vote was counted

Q: How do I earn credits on Whosfan?

This is the credit chart published in the Whosfan app:

<Earning Credit and Counting Star Chart points> (ver.4)

Activity	Credit	Star Chart Point	Method
Sign up	+ 1,000		Once
Referrer	+ 500		
Check-in (log in)	+ 100		Daily
Subscribe to newsletter	+ 1,000		Once
Watch Video		+ 20	Watching more than 30 sec
Like Video		+ 2	
Read an acticle	+ 5	+ 5	Reflected on the corresponding star
Authenticate an album	+ 100	+ 100	Per one album
Write a post	- 5	+ 5	In the corresponding Star's community (FAN)
Post a comment	- 1	+ 1	In the corresponding Star's community (FAN)

Q: What are the differences between a MCountdown ticket and a Whosfan ticket?

In the FAQ section of the app, Whosfan differentiated the two:

2. M COUNTDOWN voting ticket

- You can participate in the voting after exchanging the M COUNTDOWN voting ticket in the store.
- 1 M COUNTDOWN voting ticket will be issued for free only to the global users outside of Korea.
Users in Korea cannot receive the voting ticket.
- M COUNTDOWN global pre-voting ticket can be used on the voting of the specific period, and it automatically expires afterwards.

3. Whosfan voting ticket

- You can participate in voting after exchanging the Whosfan voting ticket in the store.
- You can check the places to use the Whosfan voting tickets on **VOTE & EVENT** page.
- You can check the credits that are used for the Whosfan voting tickets in the store.
- You may use the voting tickets exchanged with credits within a month from the date of exchange, and they will expire automatically afterwards.

SOCIAL CHARTS: BILLBOARD SOCIAL 50

Q: What is the Billboard Social 50?

The Billboard Social 50 is a scale to measure the popularity and influence of artists in the music industry worldwide. Through the criteria set by Billboard, which greatly involves the interactions of fans with an artist's official social media accounts, a chart is regularly updated and released to the public.

Q: Will the inclusion of WJSN in the Social 50 benefit them as a group?

YES. A common misconception among fans is the Social 50 is merely for bragging rights for the fandom. In contrast, inclusion in the Social 50 promotes the artist not just to music enthusiasts, but to the general public, brands and sponsors, and to the media as well. With how the criteria is structured, entry in the Social 50 can generate enough buzz to boost WJSN's social profile all around the globe and open more opportunities for them.

Q: How do we get WJSN to chart in the Social 50?

There are six social media platforms and/or sites that UJUNGS should focus on in order to secure a slot for WJSN in the Billboard Social 50. (SNS profiles are linked in [blue](#) below for your convenience!)

Social Media Platforms and/or Sites	Instructions for Interaction
Twitter (@WJSN_Cosmic)	<ol style="list-style-type: none">1. Follow the official account of WJSN (@WJSN_Cosmic)2. Retweet and reply to all the tweets from the official account3. Tag or mention @WJSN_Cosmic in all of your WJSN related tweets (even if it's just tweets of you raving or freaking out about the girls)4. Use the official hashtags of WJSN (both English #WJSN and Korean #우주소녀) in all of your WJSN related tweets <p>IMPORTANT: replies to their official account already mentioned are <i>very different</i> from tags or mentions stated</p>

	in #3. Please Always follow #3, which you can do even though the official account did not tweet anything for the day.
Instagram	<ol style="list-style-type: none"> 1. Follow the official account (@wjsn_cosmic) 2. Like all of their posts 3. Leave positive comments under all of their posts <p>BONUS: Follow the personal accounts of <i>all</i> the members too (check the <i>following</i> list on WJSN's official account)</p>
Youtube	<ol style="list-style-type: none"> 1. Subscribe to Starship's official Youtube channel (StarshipTV) and WJSN's (COSMIC GIRLS) 2. Watch all of WJSN's music videos and UZZU TAPES 3. Like all WJSN related videos posted on StarshipTV (remember to observe the 30 seconds rule) 4. Leave positive comments on all WJSN related videos 5. Share the link of all WJSN related videos, especially MVs, on various social media platforms
Spotify	<ol style="list-style-type: none"> 1. Follow WJSN's official artist profile on the app ("WJSN") 2. Listen and stream their discography (see Spotify streaming guide for reference) 3. Create your own playlists with WJSN songs 4. Share the link of their artist profile and songs on various social media platforms
Facebook	<ol style="list-style-type: none"> 1. Follow the official verified page of WJSN (우주소녀_WJSN) 2. Like the official page 3. Like all of the posts made on their official page 4. Leave positive comments and reactions on their posts 5. Share the official page and posts of WJSN within Facebook and on other social media platforms
Wikipedia	<ol style="list-style-type: none"> 1. Search for WJSN's Wikipedia page on Google

	(titled as “ Cosmic Girls ”) 2. Open and view the page several times per day 3. Stay on the page for at least 2-3 minutes 4. Share the link of their Wikipedia page on various social media platforms
--	---

SOCIAL CHARTS: KOREAN BRAND REPUTATION

Q: What is the Korean Brand Reputation?

It's a brand reputation ranking that is released monthly to show how much social media buzz a group has received in the past month. Rankings are determined by consumer participation, media coverage, interaction, and community awareness. WJSN has consistently ranked well despite not promoting, so let's get them into Top 5 this comeback! (NOTE: The same principle applies for individual members brand reputation)

Q: How do we get WJSN and the members to chart higher on Brand Reputation?

Official Social Media Accounts	Search Engines and Articles
Follow WJSN on all their SNS accounts: <ul style="list-style-type: none"> - <i>Twitter (@WJSN_Cosmic)</i> - <i>Instagram (@wjsn_cosmic)</i> - <i>Facebook (우주소녀_ WJSN)</i> - <i>Weibo (YH宇宙少女)</i> - <i>Youtube (StarshipTV)</i> - <i>Individual Instagram accounts</i> 	Search for WJSN and individual members (with their stage names) on <i>Google, Naver, Melon, Daum, and Youtube</i>
Engage on all WJSN (group and individual members) official posts <ul style="list-style-type: none"> - Like and comment on all WJSN SNS official posts → <i>reply to their posts!</i> - Watch, like, share, comment on WJSN's videos - Tag the group through their official handles and hashtags (#WJSN, 	<u>Naver Articles</u> React, recommend, comment and share WJSN articles (group & individual members articles) <ol style="list-style-type: none"> 1. Click on a WJSN article or the link (if posted elsewhere) and scroll to the end of the article 2. Leave a positive reaction for the

<p>#우주소녀, @WJSN_Cosmic) in your SNS posts/tweets</p> <ul style="list-style-type: none"> - Mention the individual member's hashtags (both English and Korean) when talking about them and tag the official account (@WJSN_Cosmic) <p>EX: For Seola → #우주소녀 #설아 #WJSN #SEOLA @WJSN_COSMIC</p>	<p>article</p> <ol style="list-style-type: none"> 3. Click "I recommend this" 4. Leave a positive comment in the comments section 5. Stay on the page for at least 2 minutes before closing the app or tab
--	--

Q: How to make a Naver account and engage in articles

1. Click on any **WJSN article** (ex: <http://naver.me/5pGTxvPF>)
(NOTE: Make sure to check out WJSN's Twitter account for articles!)
2. Click on the emojis, which will redirect you to sign up/log in.
3. Agree to all terms and conditions, and fill out the sign up form. You will receive a verification code to your phone # to complete the signup process (NOTE: providing an email is optional)
4. Once you finish, you can go back to the article! Scroll to the bottom to leave a **positive reaction** and click the **"I recommend this"** button!

Step 2



Step 3

Step 4

