Website: www.ipmars.com

About iPmars

iPmars Proxy is equipped with advanced anonymity technologies, making it particularly effective for strict regions such as the United States and Europe. With an added security layer, iPmars residential proxies provide exceptional security, coupled with a modern, user-friendly interface. Connecting proxies to iplocal is a familiar process, enhancing proxy port masking for maximum user security.

When purchasing **iPmars**, customers receive a CD key (recharge code) with a corresponding number of IPs. Connections are permanent until the IP is used. Each IP typically lasts for a few hours and can last up to 24 hours depending on usage conditions.

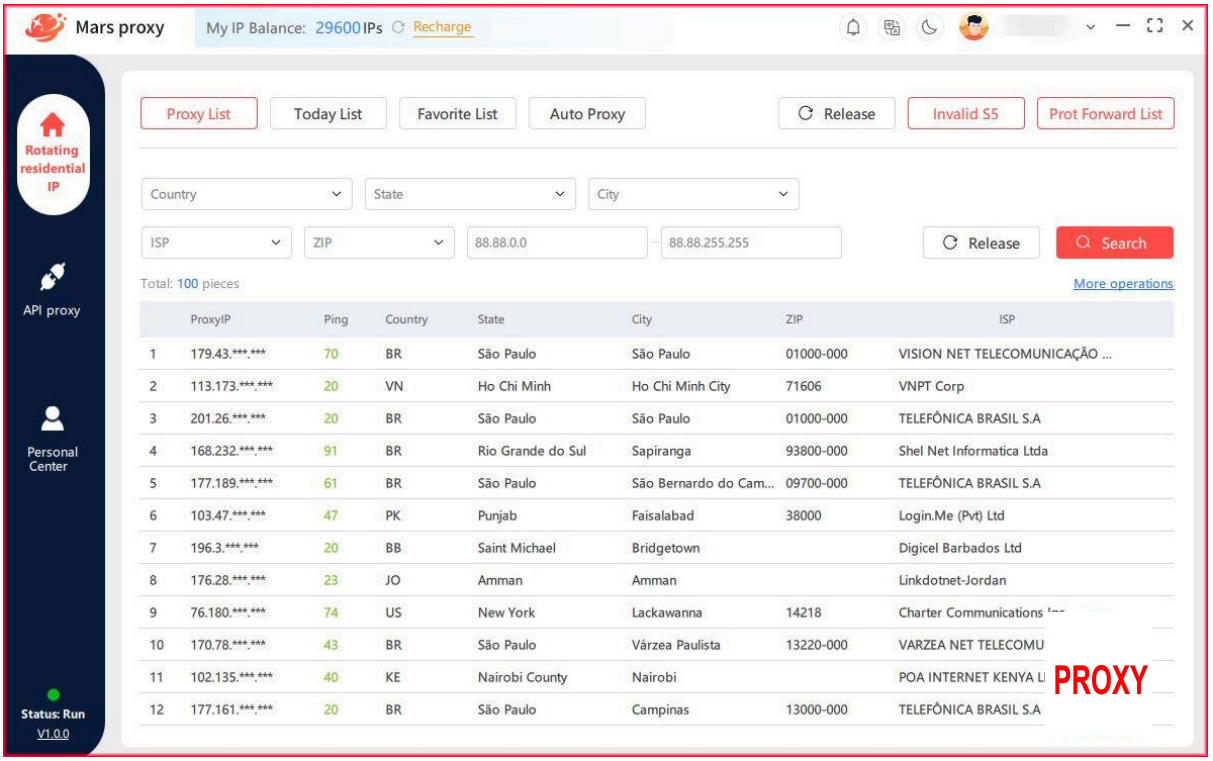

ipmars software dashboard

How to use iPmars with a CDkey

A simple guide to recharging ISP iPmars using two methods.

I. Recharging via the iPmars Software

If you don't have an account yet, visit here to create your own iPmars account!

Download iPmars software : DOWNLOAD

Step 1: Open the Abcproxy software and log in to your account.

Step 2: After logging in, select Personal Center.

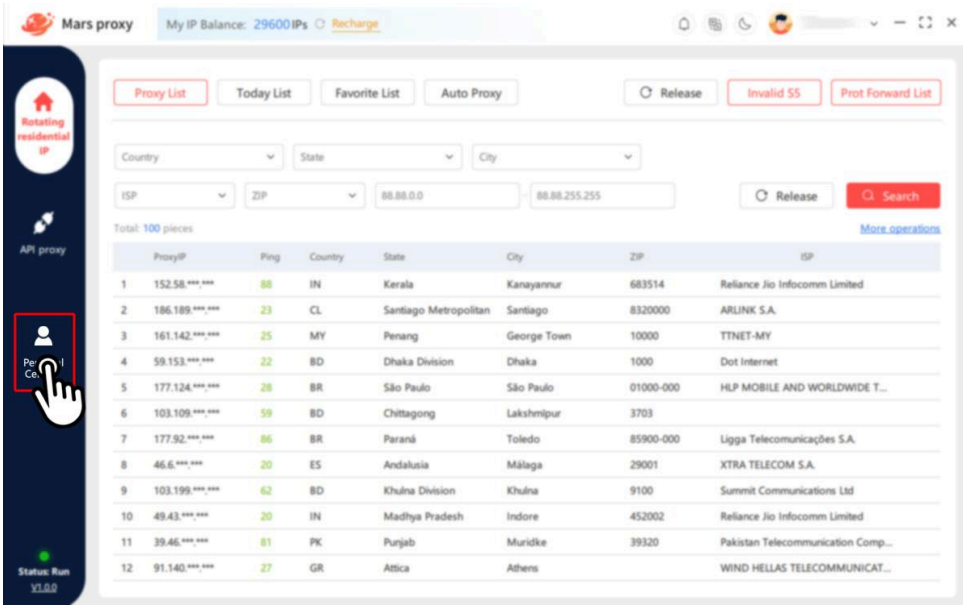

Step 3: Enter the CD key and click Determine.

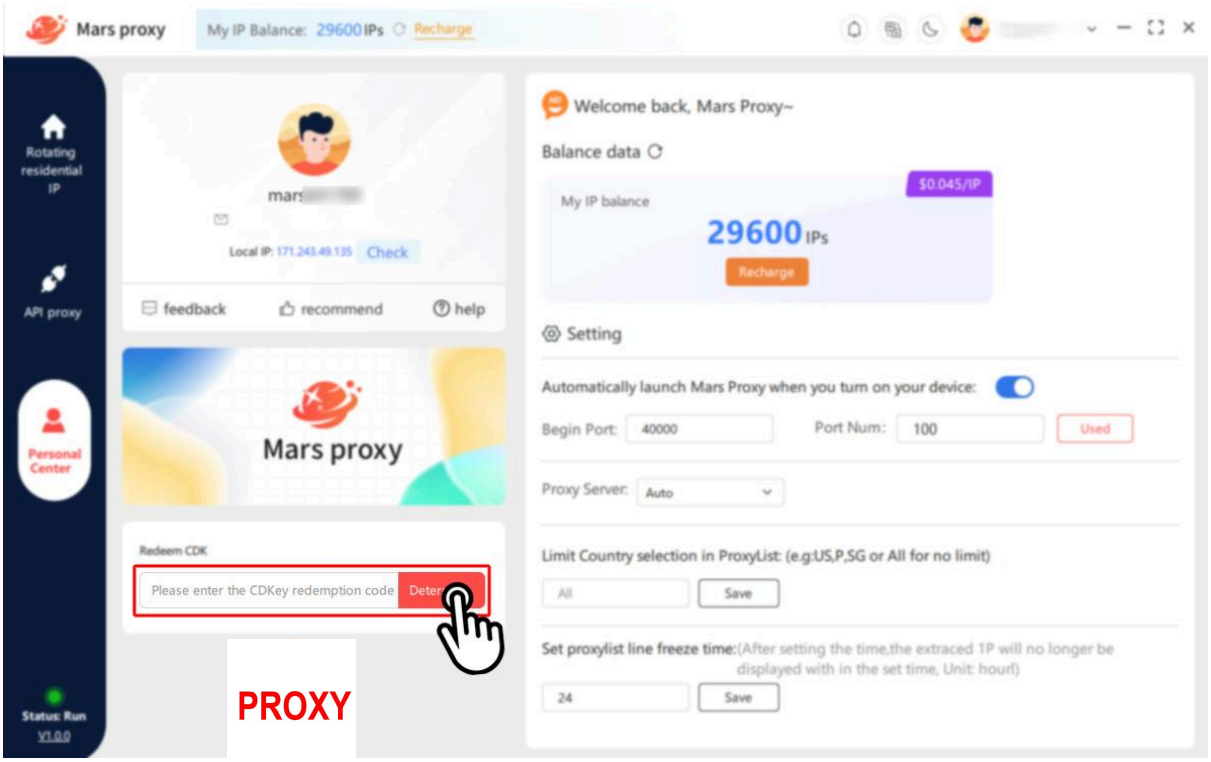

II. Recharging via the iPmars Website

Step 1: Go to the website *https://www.ipmars.com* and log in to your account.
Step 2: Navigate to your personal profile or go to *https://www.ipmars.com/personal*

Step 3: In the Redeem CDKey section, click Confirm.



Note: *If CDkey is not accepted when using the software, please use the CDkey on the website instead*