
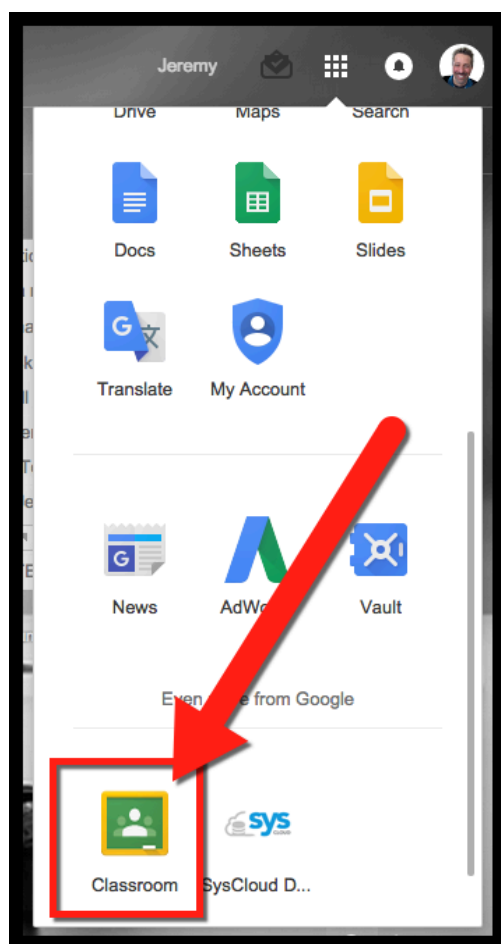


Google Classroom Waffle Shortcut

I know that Google Classroom is a hot tool right now. It is being used with K-12 students everywhere. The older students can type classroom.google.com easily enough or create a shortcut with no issue. It is the younger (K-5) students that struggle with getting there sometimes. So, here comes Google to the rescue...sort of. All those great Google Tools are stored in the Waffle (Apps Launcher). You know, that time-saving little 9-dot grid (). Well, here is the problem. The Google Classroom icon is not always there. It seemed random until I stumbled on a post explaining its mysterious disappearance and reappearance. Here is how to find that life-saving Google Classroom icon in the bottom of your Waffle!

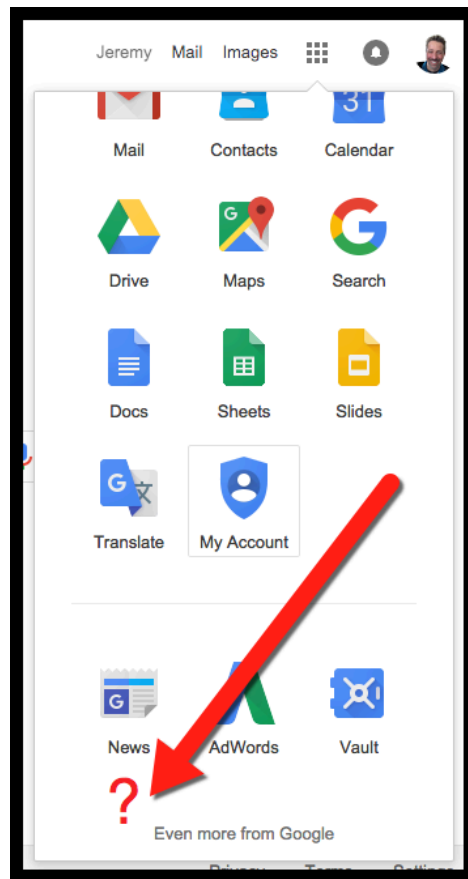
1. Sign into your Google Account.
2. Go to any core Google tool ([Gmail](#), [Calendar](#), or [Drive](#)).
3. Look at the waffle and scroll to the very bottom. There you will see the Google Classroom icon. Yea!!!



4. Now go to google.com or any other google site that is not one of the core tools.



5. Look at the waffle and scroll to the very bottom. There you will *NOT* see the Google Classroom icon. Boo!!!



6. In order to see the icon, you just need to be in a core tool. Why? No one seems to be sure. If this bugs you, *PLEASE* go to the help icon in [Google Classroom](#) (?) in the bottom left corner and let them know!

