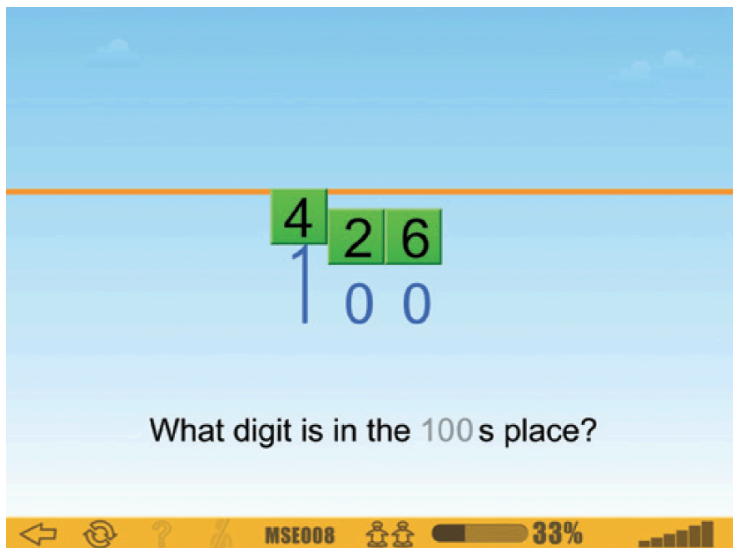



Properly Exiting out of STMath

Important: When exiting ST Math on all devices, students must log out using the following steps or their work on ST Math will be lost.


Video- <https://youtu.be/11xOTHIWc0s>



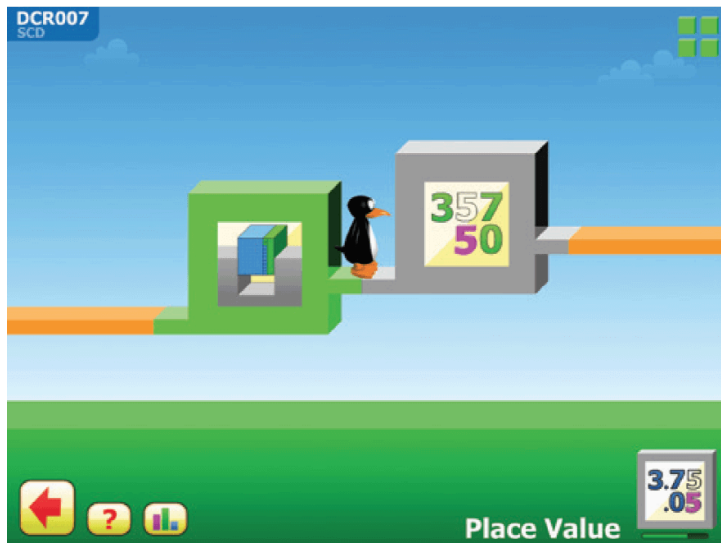
Click the  button.



Click the  button.



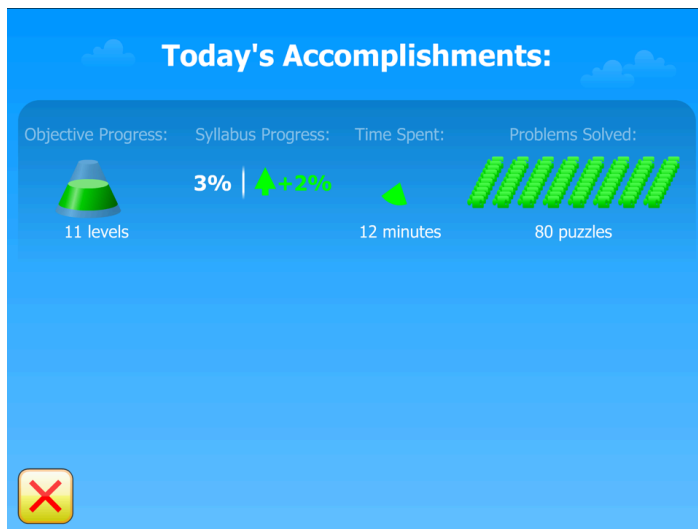
Click the  button.



Click the  button.



Click the  button.



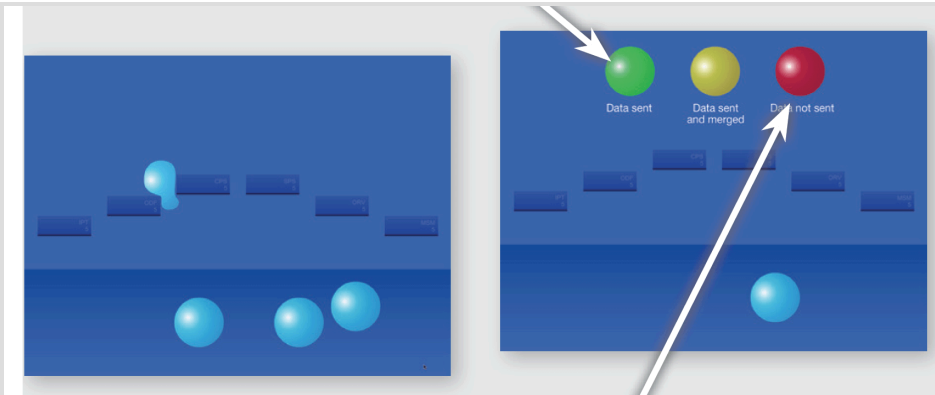
Click the  button.

The students will know they successfully logged out when they see the bubbles. (See next page)

Be sure to have students log out of Google as well.


Successful Data Transfer (green/yellow bubbles)

Data has been successfully stored on the MIND Research Institute server. The next time the students log in, progress will resume from where they left off.



Unsuccessful Data Transfer (red bubbles)

ST Math was unable to transmit data to the MIND Research Institute server at the moment. ST Math is designed to store each student's progress on the local device. Have students use the same device next time they log in. The data will be transmitted the next time the student exits with an Internet connection.



ASK STUDENTS TO TELL YOU IF THEY SEE RED BUBBLES