







# Assessments Guidelines / Rubric

The Due date of any assessment is Monday at 9:00 am of the next week

## Contents

I.	 <u>Reflection (Quran / Hadith)</u> .....	Page 2
II.	 <u>Take-Home Test</u> .....	Page 4
III.	 <u>Unit Exit Task</u> .....	Page 4
IV.	 <u>Assignment</u> .....	Page 4
V.	 <u>Unit 3 Task 1</u> Paragraph + Lessons ....	Page 9
VI.	 <u>Unit 3 Task 2 - Alhamd</u> .....	Page 10

Follow the instructions  
below  
to get your full Mark

# ○ Reflection (Quran / Hadith) Done in Google classroom

## HOW TO WRITE A REFLECTION PAPER

## GUID

**"Then do they not reflect upon the Qur'ān, or are there locks upon [their] hearts?" (47:24)**

Pondering successfully upon the Quran enables some of its verses to "come alive" in a way as if you can "see" them right before your eyes.

**To mark your reflection as "complete", follow the steps below:**

1. Use the same font color and size (used here)
2. **Each reflection must be at least one page long, around 300 words.**  
In Section 5, 'Your Personal Reflection,' each answer must be at least three lines long.
3. **Your reflections should be organized and ordered.** Write the reflection number and title (ex. Reflection No. 1 / Title = Chapter 1, Verse 1).
4. Reflect with The Intention of Sincerely Seeking Guidance
5. **Write the Arabic script of the verse(s)**
6. Write the translation of the meaning of the Quran
7. Try covering some of all of the following: (optional)
  - Consider the causes of revelation
  - Link the verse(s) to another verse(s)
  - Link the verse(s) to Hadith
8. **Relate the verse(s) to Current Events** / to yourself (any story, debate, conversation, etc.). Write about what you learn and plan to implement in your life (the reflection should be personal, ex. be yours and in your own words).
9. Read the required Quran passage out loud. **This is mandatory to receive a mark for your work** (memorize it if possible)

### **10. Structure your reflection as follows:**

1. **Quran/Hadith Reflection No. 1:** xxx
2. **The Arabic Script:** xxx
3. **The translation of the meaning:** xxx
4. **The Reflection:** Relate the verse(s) to Current Events / to yourself What did you learn? How to implement this in your life.
5. **Recording:** Listen to the required Quran carefully and then record it (in Arabic loudly and clearly with no mistakes) and upload the audio file in Google classroom. Recording your voice is required in order to receive a mark for the reflection.
6. **Try to memorize** the required Quran/Hadith.

Use the following table when you submit your work (Copy and Paste it)

Use the following table to complete this reflection. Start writing after each ➡ x

Unit ➡ x / Quran Reflection No. ➡ x	Title ➡ x
<b>1. The Quran</b> Assigned to you in Arabic (copy and paste)	➡
<b>2. The Translation</b> Find a reliable source and write the reference	➡
<b>3. Reword the Translation</b> Rephrase the above translation <u>using your own words</u>	➡
<b>4. The Content</b> What's the verse(s) about? <u>Use your own words</u>	➡
<b>5. Your Personal Reflection</b> <u>Use your own words</u> to write about the following: <b>thoughts, feelings, motivations, and actions and implementation.</b> Relate the verse/hadith to current events & to yourself (what you learned and how to implement this in your life)	1. Thoughts ➡ 2. Feelings ➡ 3. Motivations ➡ 4. Actions ➡ 5. Implementation ➡
<b>6. Confirm that you've</b> (a) listened (b) read the required Quran / Hadith and (c) recorded it with your voice and uploaded the audio file in Google classroom.	➡

## II. Take-Home Test Done in Google Classroom

1. Read and understand the questions
2. Answer all the questions in the shared Google doc; the link is below (*write the questions and the answers*)

➡ (turn in in Google Classroom)

## III. Unit Exit Task Done in Google Classroom

**Very Important:** Every answer has to be NOT LESS than 3 lines (a minimum of 50 words).

(A) Reply answering questions 1 to 5 (below); then, click "Classmate answers" and (B) reply to at least two of them.

## III. Unit Exit Task Done in Google Classroom

Very Important: Every answer has to be NOT LESS than 3 lines (a minimum of 50 words).

(A) Reply answering questions 1 to 5 (below); then, click "Classmate answers" and (B) reply to at least two of them.

1. What did you learn from this unit? (I learned ... I understood, ...)
2. What did you find interesting? (The best part of class was...)
3. What practices would you implement in your life? (I'd like to start ... I will practice to implement .. xxx can be used in my life)
4. Ask two questions about this unit (you've just finished)
5. Would you like to replace it with something else? If so, with what?

**Very Important:** Submissions will not be accepted after the due date.

## IV. ○ Assignment Done in Google Classroom

Read the assignment carefully and follow its rubric and given instructions ➡ (turn in in Google Classroom)

# END

## ○ Unit 1 / Reflection 2 ➡ Due Oct 20

➡ (1) The meaning, reflection and implementation of Taqwa.

Video's Name and Link	➡ x
Speaker's Name:	➡ x
Meaning of Taqwa:	➡ x
<b>Your Reflection on the meaning.</b> (Use your own words)	➡ x
<b>How to achieve and implement Taqwa in my life.</b> (Use your own words)	➡ x

## VII. Speech Reflection (Due next day at 9 am).

To mark your reflection as "complete", follow the steps below:

1. Use a notebook to write your reflections (ex. Hilroy Canada Stitched Exercise Book)
2. Each reflection should be about 1 page (about 200 - 300 words)
3. Your reflections should be organized and ordered
4. Write the reflection no. and title (ex. Reflection No. 1 / Title = The importance of Dhikr).

5. Write the main idea and reflect on them or some of them.
6. Reflect with The Intention of Sincerely Seeking Guidance
7. Link the verse(s) to another verse(s) (optional)
8. Relate the speech to Current Events (optional)
9. Relate the speech to yourself
10. *If you are absent, select any Friday's speech to reflect on; please provide the link.*

11. Structure your reflection as follows:

Speech Reflection No. ??: ➤ Title: ??

The main ideas of the speech ??

The reflection on some or all of the previous main ideas ??

## VIII. Task

1. Follow the given instructions
2. Each task (if no instructions are given) should be about 1 page (about 200 - 300 words)

## Final Reflections & Logs

**Student's Name:** xxxxx yyyyyyy

**Final Reflection No. 1** ➤ **Quran 1: (60:8) or (5:5)**

Main Points (Translation of the meaning):

Reflection: (min. 200 words)

**Final Reflection No. 2** ➤ **Khutba 1: The Importance of the Masjid**

Main Points (about 100 words):

Reflection: (about 200 words)

**Final Reflection No. 3 ➡ Quran: (5:3)**

Main Points (Translation of the meaning):

Reflection: (min. 200 words)

**Final Reflection No. 4 ➡ Text Book: Early Muslims in North America**

➡ Write the questions and their answers pages 126 - 127.

Q1: xxx

A1: yyy

**Final Reflection No. 5 ➡ Quran: (24:30-31)**

Main Points (Translation of the meaning):

Reflection: (min. 200 words)

**Final Reflection No. 6 ➡ Text Book: Dating in Islam ➡ Write the Qs and Ans pages 58-59**

**Final Reflection No. 7 ➡ Text Book: Family Values ➡ Write the questions and their answers pages 154 - 155.**

Q1: xxx

A1: yyy

**Final Reflection No. 8 ➡ Speech: Signs of addiction and solutions**  
**Social Media Addiction**

**Final Reflection No. 9 ➡ Five Presentations (done in class): Five points of each presentation (total 25 points or ideas you have learned)**  
(if you were absent, find 5 speeches and write 5 ideas from each speech and write the references)

**Final Reflection No. 10 ➡ Five Presentations (done in class): Five points of each presentation (total 25 points or ideas you have learned)**  
(if you were absent, find 5 speeches and write 5 ideas from each speech and write the references)

## The below section is NOT Required

### I. ☐ Reflection (Quran / Hadith)

Done in Google classroom (do not turn in until you are instructed to do so)

~~Done in your document online~~ [LINK](#)

“Then do they not reflect upon the Qur’ān, or are there locks upon [their] hearts?” (47:24)

Pondering successfully upon the Quran enables some of its verses to “come alive” in a way as if you can “see” them right before your eyes.

**To mark your reflection as “complete”, follow the steps below:**

11. Use your online document to write your reflections [LINK](#)
12. Each reflection should be about 1 page (about 200 - 300 words)
13. Your reflections should be organized and ordered. Write the reflection number and title (ex. Reflection No. 1 / Title = Chapter 1, Verse 1).
14. Reflect with The Intention of Sincerely Seeking Guidance
15. Write the Arabic script of the verse(s)
16. Memorize the required verse(s)
17. Write the translation of the meaning of the Quran
18. Try covering some of all of the following:
  - Consider the causes of revelation
  - Link the verse(s) to another verse(s)
  - Link the verse(s) to Hadith
  - Relate the verse(s) to Current Events or to yourself (any story, debate, conversation, etc.)
19. **Structure your reflection as follows:**

**Quran/Hadith Reflection No. 1** xxx

**The Arabic Script:** xxx

**The translation of the meaning:** xxx

**The Reflection:** xxx



No. 1 ➡ write a well structured Paragraph of the summary using your own words

Write the verse(s) in Arabic	
<b>Topic Sentence:</b> clearly understood and introduces the topic	
<b>Supporting Detail Sentence(s):</b> detailed sentences that relate back to the main idea (min 5 main ideas)	
<b>Concluding Sentence:</b> sums up the paragraph and relates back to the topic sentence	

Unit 3 / Task

**No. 2 ➡ write 5 lessons (messages/secrets) that you learn and can implement in your life.**

<b>Lesson 1</b>	Lesson I learned: How can I implement it?
<b>Lesson 2</b>	Lesson I learned: How can I implement it?
<b>Lesson 3</b>	Lesson I learned: How can I implement it?
<b>Lesson 4</b>	Lesson I learned: How can I implement it?
<b>Lesson 5</b>	Lesson I learned: How can I implement it?

Xx Liste

n to the following Khutba ➡ [Alhamd](#) ➡ and complete the following:

**Note 1:** all the verses and Ahadith should be written in Arabic script with their sources and then translated into English.

<b>Topic Sentence:</b> clearly understood and introduces the topic → <b>the meaning of  Alhamdu Lilah</b>	
<b>Supporting Detail  Sentence(s):</b> detailed sentences that relate back to the main idea → <b>3 meanings</b>	
<b>Concluding Sentence:</b> sums up the paragraph and relates back to the topic sentence	

<b>Write 5 verses and  5 Ahadith that the  speaker mentioned  during the Khutba  (Arabic script +  translation)</b>	1. Xx  2. Xx  3. Xx
-----------------------------------------------------------------------------------------------------------------------------------------	---------------------------------

	<p>4. Xx</p> <p>5. Xxx</p>
<p>Briefly <u>Reflect on /</u> mention 5 lessons that you learned</p>	<p>Lesson 1:</p> <p>Lesson 2:</p> <p>Lesson 3:</p> <p>Lesson 4:</p> <p>Lesson 5:</p>

➡ write a well structured Paragraph of the summary using your own words. ➡ write 5 lessons (messages/secrets) that you learn and can implement in your life.

<p>Write the verse(s) in Arabic</p>	
-------------------------------------	--

<b>Topic Sentence:</b> clearly understood and introduces the topic	
<b>Supporting Detail Sentence(s):</b>	<p align="center"><b>Supporting Detail Sentence(s):</b></p> <p align="center">detailed sentences that relate back to the main idea</p> <p align="center">Write below</p>
<b>Lesson 1</b>	Lesson I learned:  How can I implement it?
<b>Lesson 2</b>	Lesson I learned:  How can I implement it?
<b>Lesson 3</b>	Lesson I learned:  How can I implement it?
<b>Lesson 4</b>	Lesson I learned:  How can I implement it?
<b>Lesson 5</b>	Lesson I learned:  How can I implement it?

<b>Concluding Sentence:</b> sums up the paragraph and relates back to the topic sentence	
---------------------------------------------------------------------------------------------------	--

I will be sending you all the assignments required for Semester 2. Don't worry—just do your best to complete them all before the due date.