

BrainPOP Families



PCCS Tech
TechSupport. Integration. Resources.

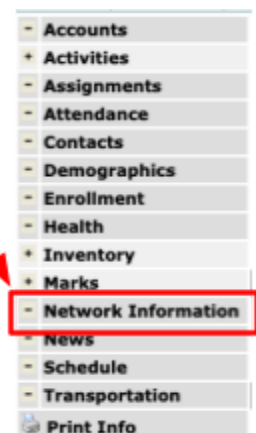
Dear Families,

Great news! Your P-CCS has purchased a subscription to BrainPOP, an award-winning provider of cross-curricular digital content including animated movies, learning games, quizzes, and other activities. Your K-8 student(s) can even create their *own* movies and coding projects with our easy-to-use tools. Best of all, your family can access these resources from home!

Access a brief overview of BrainPOP on YouTube: [bit.ly/pccsbrainpop](https://www.youtube.com/watch?v=bit.ly/pccsbrainpop)

To log in to your student's account, follow these easy steps:

1. Make sure you are using the Chrome Browser, sign in, and sync. If you do not know how to do this, follow these directions: bit.ly/pccschromesync
2. Once signed into Chrome with your student's account, navigate to <https://www.brainpop.com/>. If you need your student's Google account information, you can find it in MiSTAR Parent Portal by clicking on Network Information
3. When logged into a Chrome browser or Chromebook with your student's district Network Information via Google, the browser will automatically load several pages. Elementary & Middle School Students will access BrainPOP differently. The next pages demonstrate how.

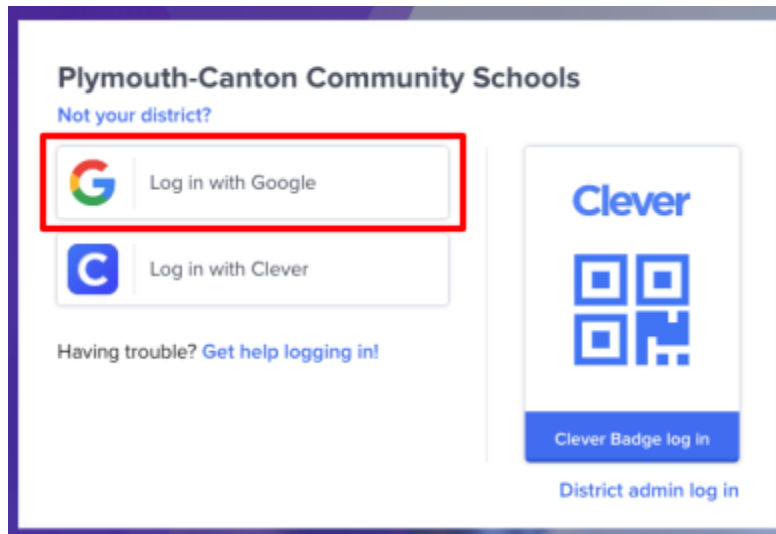


Elementary Students - All Elementary Schools use Symbaloo to help keep Elementary students organized with an easy way to access. Symbaloo is one of the pages that will automatically load when a student is logged into a Chrome browser either on a laptop or desktop at home OR a district-provided Chromebook.

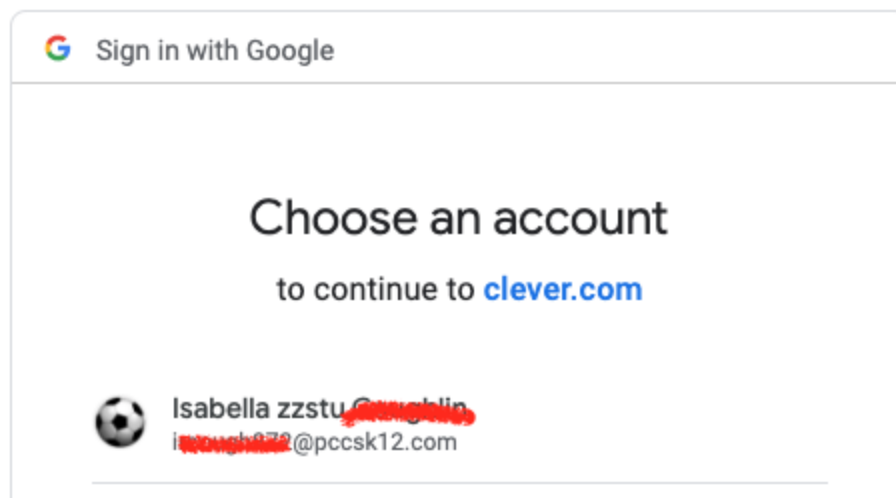
Students can click on the Clever Icon in Symbaloo. On district-provided Chromebooks, this is one of the tabs that will automatically load. These same tabs will auto-load on a home device as long as the student is logged into the Chrome web-browser. In lieu of a log-in to the Chrome browser, students may also use the login link: clever.com/in/pccs

This will take the student to a landing page with the following. MiSTAR contains your student's Network Information or Google login credentials. MiSTAR can be reached from <http://www.pccsk12.com/>

Choose "Log in with Google." This signs you into Clever automagically!



If the student is already logged in, you will see the following dialogue box, otherwise, you will be prompted to enter the Network Information or Google credentials



Wait momentarily and then you will have success!

2.1

DASHBOARD

NOTIFICATIONS

ENTER CODE

Isabella.coughl...

BrainPOP

BrainPOP

Science

Social Studies

English

Math

Arts & Music

Health

Engineering & Tech

New & Trending

Hi Isabella!

Find all of your work up here in your new Dashboard!

Check it out

Today's Free BrainPOP Topic

Depression

Learn about the causes and symptoms of depression

mood disorder

J.K. Rowling

Make-a-Map

How does depression compare to sadness?

Take the Quiz