


Let's Dance Cards



**Design an animated dance scene
with music and dance moves.**

Dance Sequence

Make an animated dance.



Let's Dance

1

SCRATCH



Dance Sequence

scratch.mit.edu/dance

GET READY


Choose a dancer from the Dance theme.

New sprite:




AZ Hip-Hop

Click the **Costumes** tab to see the different dance moves.



ADD THIS CODE

Click the **Scripts** tab.

when  clicked

switch costume to AZ top R step — Choose a dance move.

wait 0.5 secs

switch costume to AZ top L step

wait 0.5 secs — Type how long to wait.

switch costume to AZ top freeze


wait 0.5 secs

switch costume to AZ top R cross

wait 0.5 secs

TRY IT

Click the green flag to start.



Dance Loop

Repeat a series of dance steps.



Let's Dance

2

SCRATCH

Dance Loop

scratch.mit.edu/dance

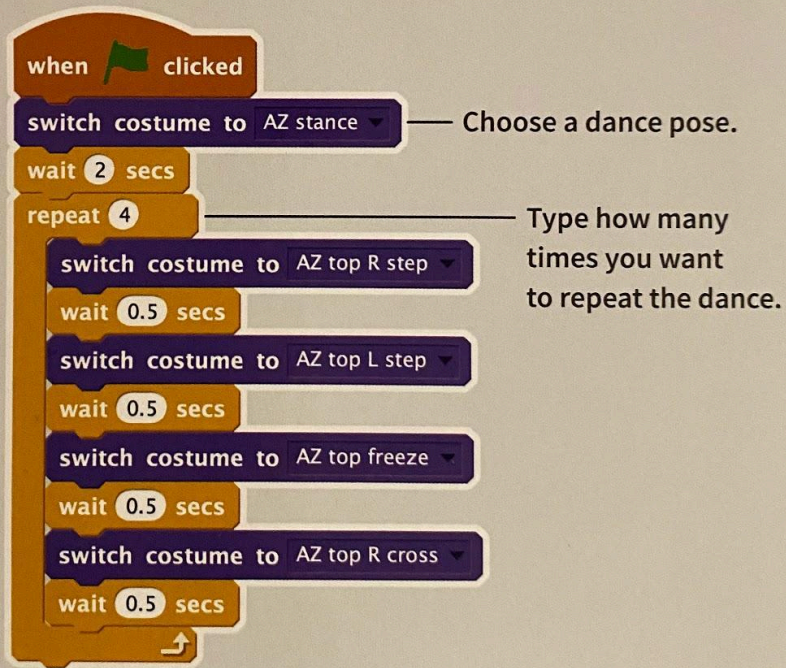
GET READY

Choose a dancer from the Dance theme.

New sprite:    

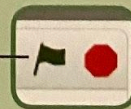
AZ Hip-Hop

ADD THIS CODE



TRY IT

Click the green flag to start.



Play Music

Play and loop a song.



Let's Dance


3

SCRATCH

Play Music

scratch.mit.edu/dance


GET READY



Choose a backdrop.



Click the **Sounds** tab.



Choose a song from the **Music Loops** category.

Or upload an MP3 or other sound file.

ADD THIS CODE

Click the **Scripts** tab.




Type how many times you want the song to repeat.

TIP

Make sure to use **play sound** **until done** (not **play sound**) or else the music won't finish playing before it begins again.

Take Turns

Coordinate dancers so that one begins after the other.



Take Turns

scratch.mit.edu/dance

GET READY

Choose two dancers from the Dance theme.

New sprite:    

AZ Hip-Hop

Anina Hip-Hop

ADD THIS CODE



AZ Hip-Hop

when  clicked

switch costume to AZ top L step

wait 0.5 secs

switch costume to AZ top R step

wait 0.5 secs

switch costume to AZ stance

broadcast message1

Broadcast a message.



Anina Hip-Hop

when I receive message1

say My turn to dance! for 2 secs

repeat 4


next costume

wait 1 secs

Tell this dancer what to do when it receives the message.

TRY IT

Click the green flag to start.



Starting Position

Tell your dancers where to start.




Starting Position

scratch.mit.edu/dance

GET READY

Choose a dancer that you want to start.

New sprite:



Jouvi Hip-Hop

ADD THIS CODE

when  clicked

go to x: -100 y: 20

Tell it where to start.

set size to 90 %

Set its size.


switch costume to jo stance

Choose the starting costume.


show

Make sure the sprite is showing (not hiding).

TIP

Use  to set a sprite's position on the Stage.

You can find an x and y position by pointing with the mouse pointer.



Shadow Effect

Make a dancing silhouette.



Shadow Effect

scratch.mit.edu/dance

GET READY

Choose a dancer from the Dance theme.

New sprite:    

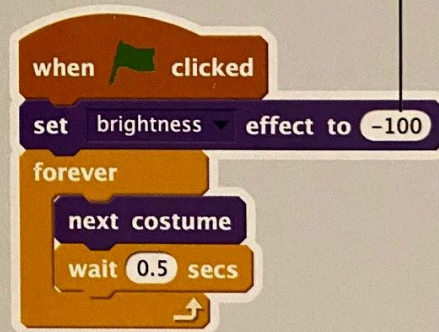


ADD THIS CODE

Choose **brightness** from the menu.




Set the brightness to **-100**.



TRY IT


Click the green flag to start.



Click the stop sign to stop.

Leave a Trail

Stamp a trail as your dancer moves.





Leave a Trail

scratch.mit.edu/dance

GET READY

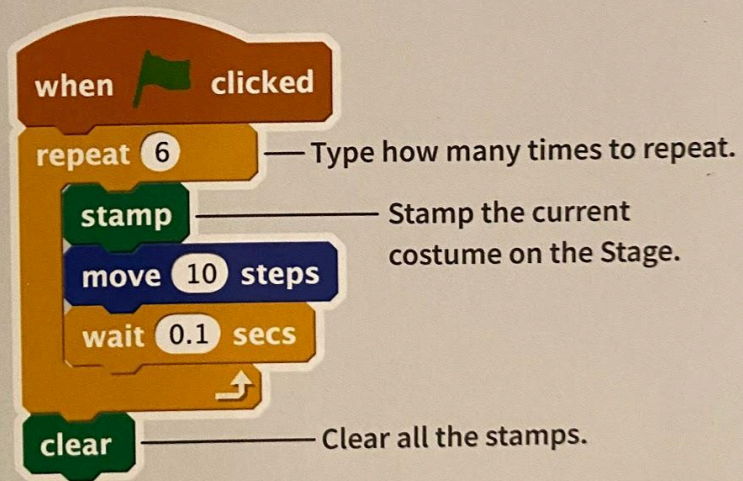
Choose a dancer from the Dance theme.

New sprite:



LB Hip-Hop

ADD THIS CODE




TRY IT

Click the green flag to start.



Color Effect

Make the backdrop change colors.




Let's Dance

Color Effect

scratch.mit.edu/dance

GET READY

New backdrop:



Choose a backdrop.



spotlight-stage

ADD THIS CODE

Click the **Scripts** tab.



when  clicked

forever


change color ▾ effect by 25

wait 0.5 secs

Try different numbers.

TRY IT

Click the green flag to start.



Bop a Bit

Move your dancer up and down
a little to look lively.




Bop a Bit

scratch.mit.edu/dance

GET READY

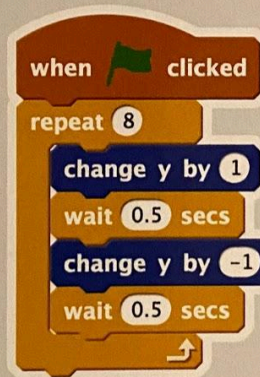
Choose a dancer from the Dance theme.

New sprite:



AZ Hip-Hop

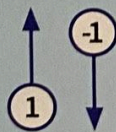
ADD THIS CODE



Type a positive number to move up.

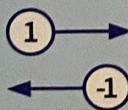
Type a negative number to move down.

TIP



To move up or down, you can use

change y by




To move left or right, you can use

change x by

Interactive Dance

Press keys to switch dance moves.



Interactive Dance

scratch.mit.edu/dance

GET READY

Choose a dancer from the Dance theme.

New sprite:    



Jouvi Hip-Hop

ADD THIS CODE

when left arrow ▼ key pressed

switch costume to jo pop left ▼

when right arrow ▼ key pressed

switch costume to jo pop right ▼

when up arrow ▼ key pressed

switch costume to jo top stand ▼

when down arrow ▼ key pressed

switch costume to jo pop down ▼

TRY IT

Press the arrow keys to make your dancer move.