


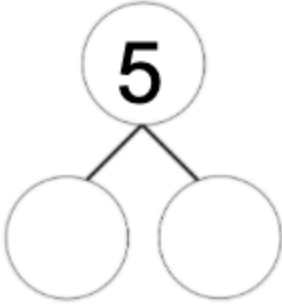



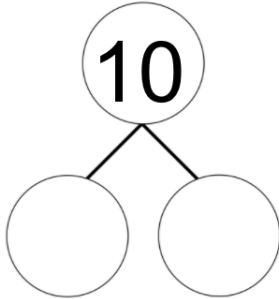


	<p align="center">MONDAY, JUNE 15, 2020</p> <p align="center">**Please send pictures of your child completing work to dleland@d123.org!</p>
READING	<p align="center"><u>Sight Word Practice</u></p>
	<p align="center"><u>IXL Blend the Sounds Together To Make a Word</u></p>
	<p align="center">Read Aloud: <u>Olaf's Perfect Day</u></p>
	<p align="center">Narrative Writing: Materials: Paper & Pencil</p> <p>Write about a perfect summer day that you had. Remember to tell who you were with, where you were, the events that happened, and how you felt!</p> <p align="center">**Watch this video before you begin for help with narrative writing: https://drive.google.com/file/d/1t1ghIqw_Bdc5cCwgD_YoJ-1WO0Sx7COA/view</p> <p>Once you complete your writing, go through this writing checklist and correct your writing if needed.</p> <div align="center"> <p><u>Writing Checklist</u></p>  <ul style="list-style-type: none"> <input type="checkbox"/> Use an <u>uppercase letter</u> at the beginning of my sentence. Ex.) <u>I</u>he cat is big. <input type="checkbox"/> Use <u>finger spaces</u> between words. Ex.) I <u> </u> like <u> </u> the <u> </u> park. <input type="checkbox"/> Use <u>ending punctuation</u>. Ex.) My dad is tall. <input type="checkbox"/> Spell <u>sight words</u> correctly. Ex.) I like <u>the</u> cats <u>and</u> dogs.   </div>
	<p align="center">9:30-9:45 Google Meet</p> <p align="center">**Join our google meet to share your narrative writing with Ms. Leland and your friends.</p>
MATH	<p align="center"><u>Number Bond to 5 Song</u></p> <p align="center">Now it is your turn to practice:</p>

	<p>Materials:</p> <p>Indoor: A piece of paper or attached template Pencil Blue and red marker/crayon</p> <p>Outdoor: Blue & Red Chalk and sidewalk</p> <p>Before you begin video: Draw 6 number bonds like the one shown below:</p>  <p>or print this PDF</p> <p>Watch the video, draw the number bond to match the five frame shown: https://drive.google.com/file/d/1pC7XIEg-dq_M80hU8QOWP8rCp_2pP3JJ/view</p> <p>**Challenge: Write a number sentence to go with each of your number bonds. ____ + ____ = ____</p>
	<p><u>IXL Addition Word Problems to 5</u></p>
	<p>Dueling Towers:</p> <p>Materials: Two dice & cubes or legos</p> <p>**If you do not have dice, create your own or print out this PDF</p> <p>**If you do not have cubes or legos, use candy/cereal/stuffed animals and place in piles instead of towers.</p> <p>How to play Dueling Towers:</p> <ol style="list-style-type: none"> 1. Roll both dice 2. Build that many on the first tower 3. Roll both dice again 4. Build that many on the second tower 5. Answer these questions: Which tower has more? Which tower has less? How do you know? 6. Continue to play for 10 rounds <p>**Challenge: roll three dice and add together to create towers</p>
	<p><u>2D shape song</u></p> <p>** Challenge: Can you find an item inside or outside that is shaped like a circle? Triangle? Square? Rectangle? Hexagon?</p>

	<p>10:30-10:45 Google Meet</p> <p>**Join our google meet to practice finger flashes, number ID, and counting forward!</p>
OFFICE HOURS	<p>11:00-11:45 Google Meet</p> <p>**Join our google meet if you have any questions, comments, concerns, or to just pop in and say hi!</p> <p>**For a personal google meet meeting, email me at dloland@d123.org.</p>

	<p>WEDNESDAY, JUNE 17, 2020</p> <p>**Please send pictures of your child completing work to dloland@d123.org!</p>
READING	<p>Word Work:</p> <p>Materials: Piece of paper numbered 1-12 & Pencil</p> <p><u>Word Work Activity</u></p>
	<p><u>IXL Spell The Sight Word</u></p>
	<p>Read Aloud:</p> <p><u>Duck & Goose Go To The Beach</u></p>
	<p>Narrative Writing:</p> <p>Write about a day at the beach that you had or want to have. Remember to tell who you were with, where you were, the events that happened, and how you felt!</p> <p>**Watch this video before you begin for help with narrative writing:</p> <p>https://drive.google.com/file/d/1eutqh_6W4-8VwOpL7RbHoMBTeKqmoP5j/view</p> <p>Once you complete your writing, go through this writing checklist and correct your writing if needed.</p> <p>Writing Checklist </p> <ul style="list-style-type: none"> <input type="checkbox"/> Use an <u>uppercase letter</u> at the beginning of my sentence. Ex.) <u>T</u>he cat is big. <input type="checkbox"/> Use <u>finger spaces</u> between words. Ex.) I <u> </u> like <u> </u> the <u> </u> park.  <input type="checkbox"/> Use <u>ending punctuation</u>. Ex.) My dad is tall.  <input type="checkbox"/> Spell <u>sight words</u> correctly. Ex.) I like <u>the</u> cats <u>and</u> dogs.

	<p>9:30-9:45 Google Meet</p> <p>**Join our google meet to share your narrative writing with Ms. Leland and your friends.</p>
MATH	<p><u>Number bond to 10 song</u></p> <p>Now it is your turn: Materials: Indoor: A piece of paper or attached template Pencil Blue and red marker/crayon Outdoor: Blue & Red Chalk and sidewalk</p> <p>Before you begin video: Draw 11 number bonds like the one shown below:</p>  <p>Or print this PDF</p> <p>Watch the video, draw the number bond to match the ten frame shown: https://drive.google.com/file/d/1LRHfJkBwGYFQ3fwyucmns31Wqksaub-h/view</p> <p>**Challenge: Write a number sentence to go with each of your number bonds. _____ + _____ = _____</p>
	<p><u>IXL Addition Word Problems to 10</u></p>
	<p>I Spy Teen Numbers: Material: Coloring Utensil & PDF</p> <p>**If you do not have a printer, create your own I spy board with teen number (10-19)</p> <p>Once you have your I Spy board ready, watch this video: https://drive.google.com/file/d/1iLY0I22nkWliBbW68pBsJo_nniqb78Bg/view</p>
	<p><u>The 3D Song</u></p> <p>**Challenge: Can you find an item inside or outside that is shaped like a sphere? Cube? Cylinder? Cone?</p>
	<p>10:30-10:45 Google Meet</p> <p>**Join our google meet to practice comparing numbers, counting backwards, and</p>

	subitizing.
OFFICE HOURS	11:00-11:45 Google Meet **Join our google meet if you have any questions, comments, concerns, or to just pop in and say hi! **For a personal google meet meeting, email me at dleland@d123.org .