



**PINE CITY PUBLIC SCHOOLS**

PREPARING OUR STUDENTS FOR THE FUTURE

WWW.ISD578.ORG

---

## 2020-2021 North Star Accountability Information for ISD 578

Pine City Public Schools continues to strive to excel and provide educational opportunities for students of all ages, gender, race, socioeconomic status, religion or creed. The analysis of the following data is important in the goal setting process and strategic direction. Pine City Public School Board has created and approved Board Standards and Expectations est. Summer 2021. The Board Standards include alignment with the current strategic areas of focus for Student Learning and Achievement, Culture for Growth and Success, and Efficient and Effective Operations as well as North Star Accountability measures and World's Best Workforce priorities. ([Board Standards](#)).

MDE annually releases the school and district data under the North Star Accountability system measures five indicators:

- If students pass MCA math and reading assessments,
- If student improve their scores on MCA math and reading assessments from one year to the next,
- If students who aren't native English speakers improve their language proficiency,
- How many high school students graduate on time,
- How many students attend school regularly (90%) of the total student days; PC has 172 student contact days for FY 21 & FY22; therefore, 90% attendance would mean a student attends 155 days or more is the target

The measurements, which are posted at [www.education.mn.gov](http://www.education.mn.gov) and on the Minnesota Report Card <https://rc.education.mn.gov/> which includes longitudinal data to yield three-year averages. These averages are used to identify schools for recognition and for support services. Across the state more than 500 schools and over 30 districts were identified to receive additional state resources because one or more student groups did not meet one or more of many targets within the 2017-2019 identification three year period.

*Pine City Elementary School was designated for targeted support services due to the special education student group below the target in Mathematics and Reading achievement, math and reading academic growth, and consistent attendance.*

As a result of the pandemic and data access points, no new identifications of schools were done for 2021-2022 school year, nor was the school identification status changed. 2019-2020, students did not test; therefore new accountability calculations for new identification will include the following years: 2017-2018, 2018-2019, and 2020-2021.

Any school that is identified for comprehensive, targeted, or additional targeted support and improvement in the 2019-2020 school year (i.e., any school that was in that status as of the 2019- 2020 school year), except for comprehensive support and improvement schools identified based on low graduation rates that meet the State's exit criteria, will maintain that identification status in the 2021-2022 school year, implement its support and improvement plan, and receive appropriate supports and interventions.

The next identity of schools will be in 2022 and only data from 2018-19 and 2021-22 will be used. MDE has not yet finalized how the two years will be weighted. MDE is preparing to submit a state plan amendment to the U.S. Department of Education that will include an alternative to consistent attendance for the pandemic years and finalize how we will weigh the two years of test-based data we will have.

The State will identify comprehensive, targeted, and additional targeted support and improvement schools using data from the 2021-2022 school year in the fall of 2022 to ensure school identification resumes as quickly as possible.

Pine City Public School Elementary Administration and Targeted Support Team work with the Regional Centers for Excellence to determine the strategies for continuous improvement until exiting the Targeted Identification status. ([Waiver Response - April 21, 2021](#))

## **Test Scores**

Like the previous accountability systems, student scores on the Minnesota Comprehensive Assessment Mathematics and Reading assessments are part of the North Star Accountability System. Across the state, 53.8 % (2019) of students passed the Mathematics test and 58.3% (2019) passed the Reading test. Due to COVID-19, 2020 Mathematics & Reading Academic Achievement accountability data is not available.

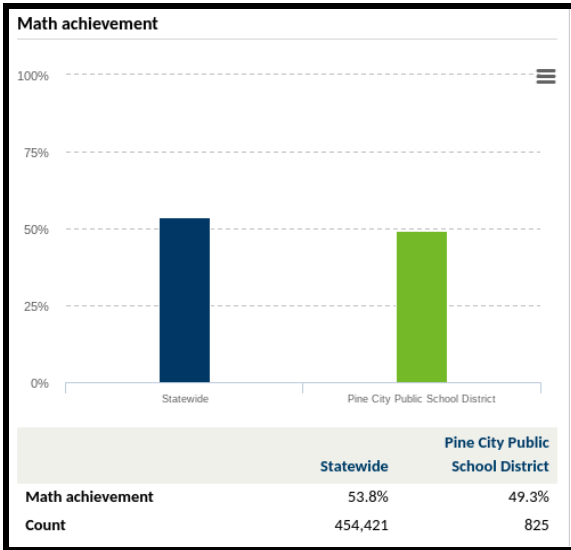
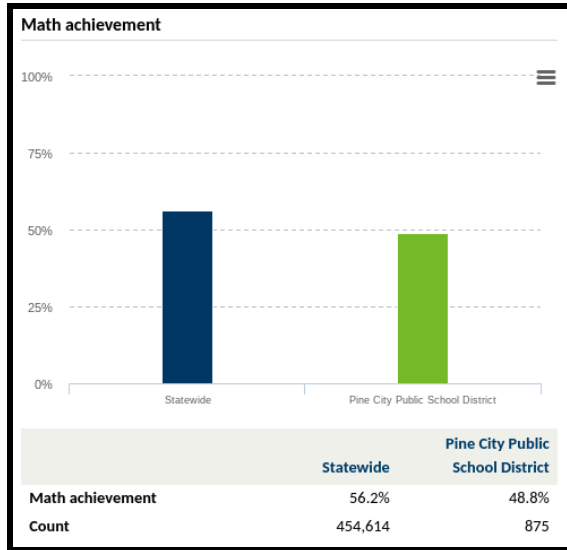
## **Pine City Public Results - Academic Achievement**

### ***How many students are demonstrating that they are performing at grade-level?***

The data below shows students who have met or exceed standards on the state tests. All students are including the accountability system whether or not they took the test. The graphs below show the percentage of students who have shown that they are performing at grade level.

## **2019 Mathematics Academic Achievement**

- 49.3% of students compared to 2018 at 48.8%



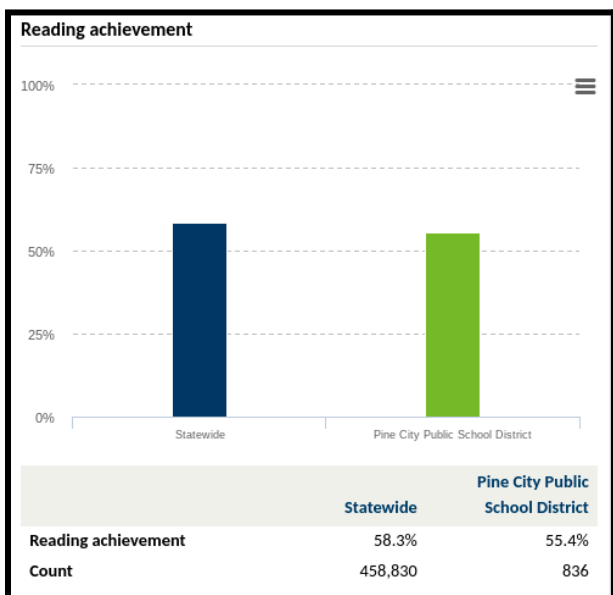
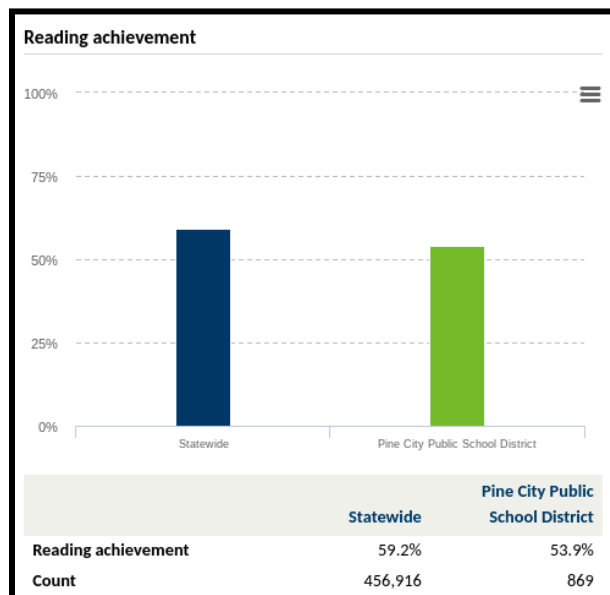
Due to COVID-19, 2020-2021 Reading Academic Achievement accountability data is not available.

**North Star Academic Achievement: How many students are performing at grade level?** ?

**Due to COVID-19, 2020-2021 accountability data is not available.**

## 2019 Reading Academic Achievement

- 55.4% of students compared to 2018 53.9%



Due to COVID-19, 2020-2021 Reading Academic Achievement accountability data is not available.

### **North Star Academic Achievement:** *How many students are performing at grade level?* ?

**Due to COVID-19, 2020-2021 accountability data is not available.**

### **Pine City Public Schools - Academic Progress**

*Are students improving or maintaining achievement levels on the Minnesota Comprehensive Assessments?*

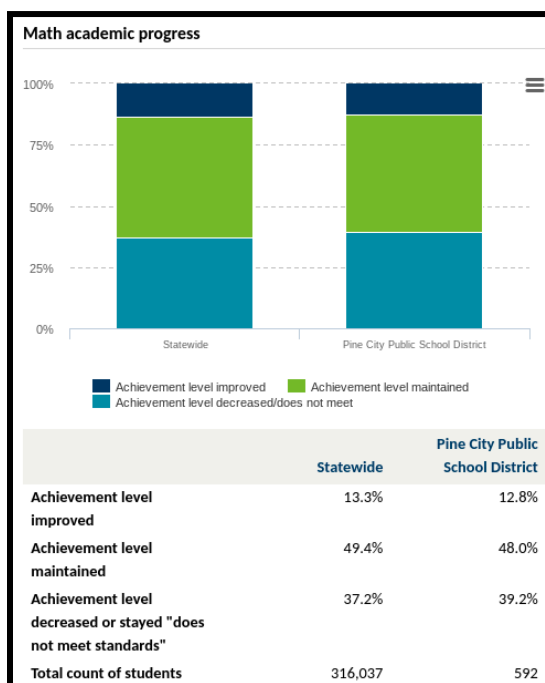
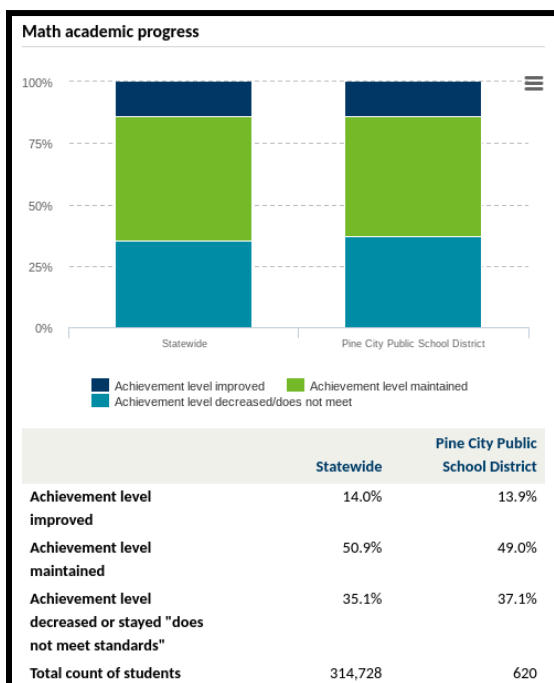
Progress measures whether students' achievement levels are improved or maintained. Students receive one of four Achievement Levels:

- Does not meet standards,
- Partially meeting standards,
- Meets standards,
- Exceeds standards

This compares students' current achievement levels with their previous achievement levels.

2019 Mathematics achievement data below indicates from 2018:

- Achievement Level Improvement decreased from 13.9% to 12.9%
- Achievement Level Maintained decreased from 49% to 48%
- Achievement Level decreased or stayed the same "Does not meet standards" from 37.1% to 39.2%



Due to COVID-19 2020-2021 Mathematics accountability data is not available.

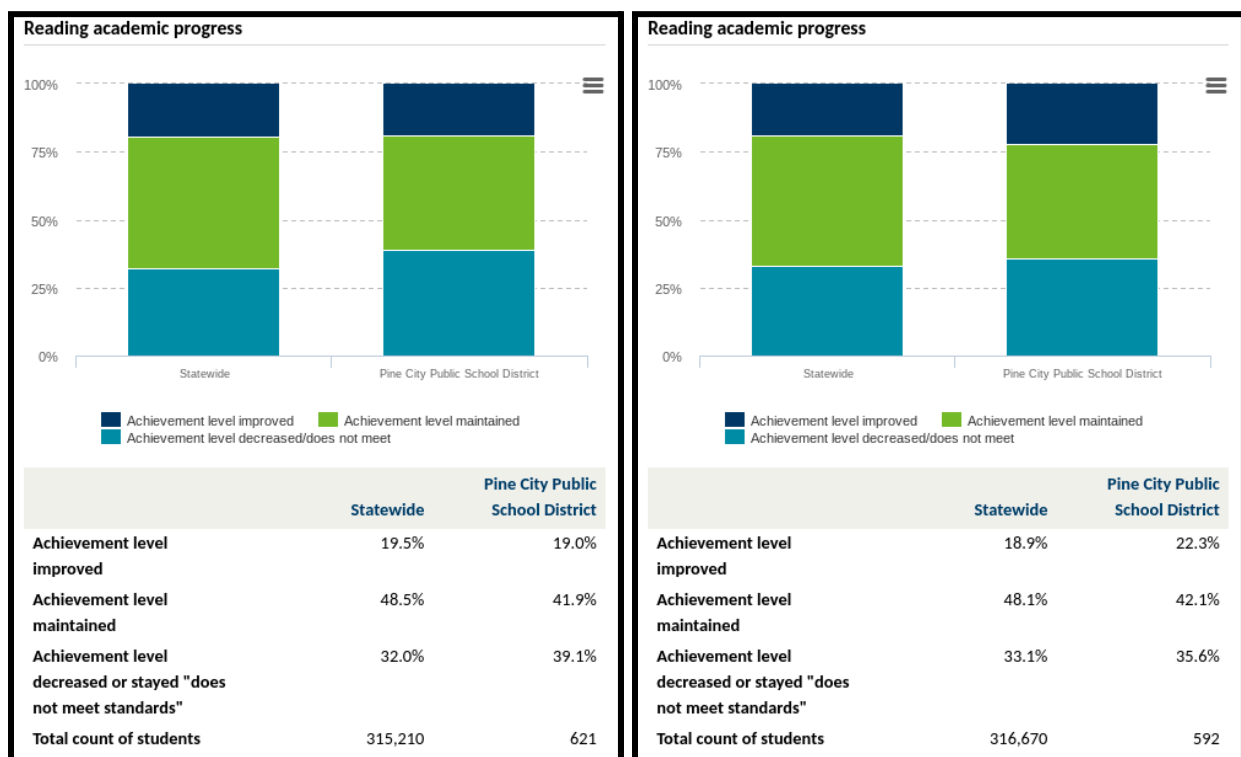
**North Star Academic Progress:** Are students improving or maintaining achievement levels on academic tests? ?

**Due to COVID-19, 2020-2021 accountability data is not available.**

This compares students' current achievement levels with their previous achievement levels.

2019 Reading achievement data below indicates from 2018:

- Achievement Level Improvement increased from 19% to 22.3%
- Achievement Level Maintained increased from 41.9% to 42.1%
- Achievement Level decreased or stayed the same "Does not meet standards" from 39.1% to 35.6%



Due to COVID-19 2020-2021 Reading accountability data is not available.

**North Star Academic Progress:** Are students improving or maintaining achievement levels on academic tests? ?

**Due to COVID-19, 2020-2021 accountability data is not available.**

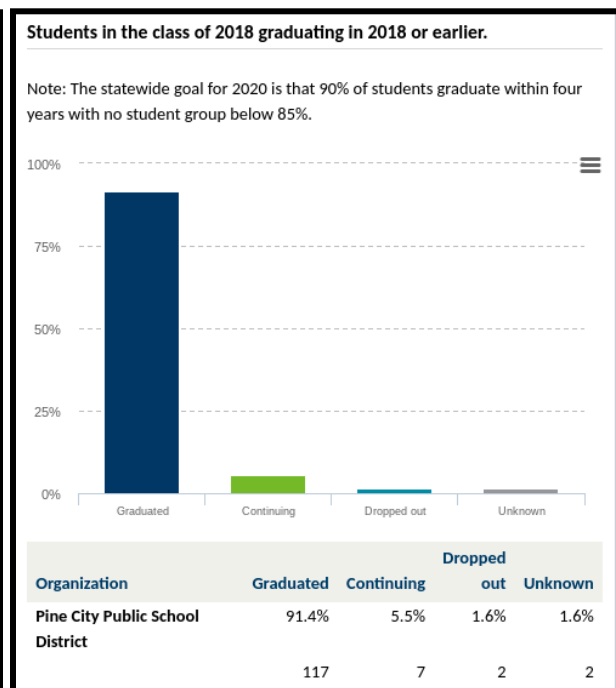
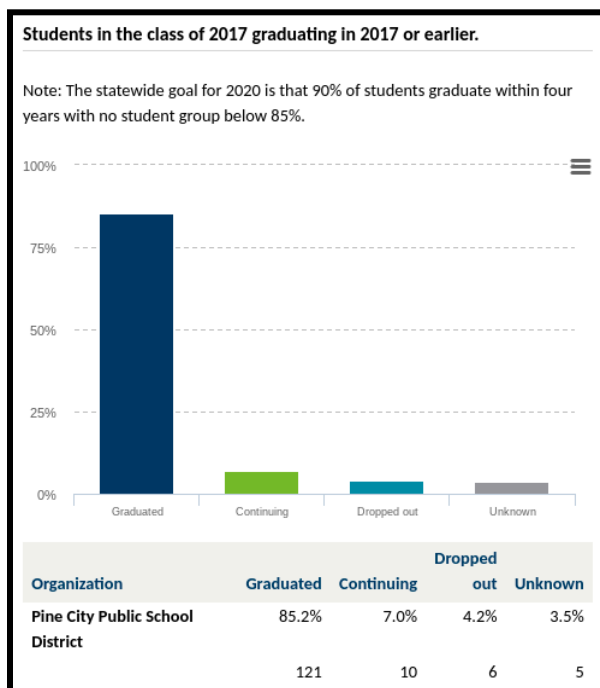
## Pine City Public Schools - Graduation

### *Are students graduating on time?*

### *Are students graduating by the time they are age 21?*

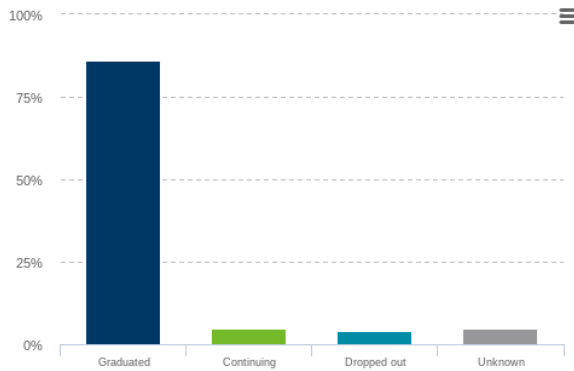
Four year and seven-year rates are used when identifying schools for support. Four and seven-year graduation rates are primarily used. However, both five and seven year rates are available in the Graduations Rates section of the Minnesota Report Card.

- Data below indicate students graduating within 4-years (on time) has increased as a district from 2017 to 2020:
  - 85.2% (2017)
  - 91.4% (2018)
  - 86.0% (2019)
  - 87.4% (2020)



#### Students in the class of 2019 graduating in 2019 or earlier.

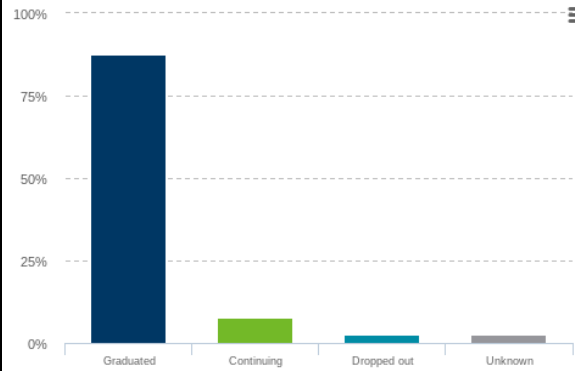
Note: The statewide goal for 2020 is that 90% of students graduate within four years with no student group below 85%.



Organization	Graduated	Continuing	Dropped out	Unknown
Pine City Public School District	86.0%	4.9%	4.2%	4.9%
	123	7	6	7

#### Students in the class of 2020 graduating in 2020 or earlier.

Note: The statewide goal for 2020 is that 90% of students graduate within four years with no student group below 85%.

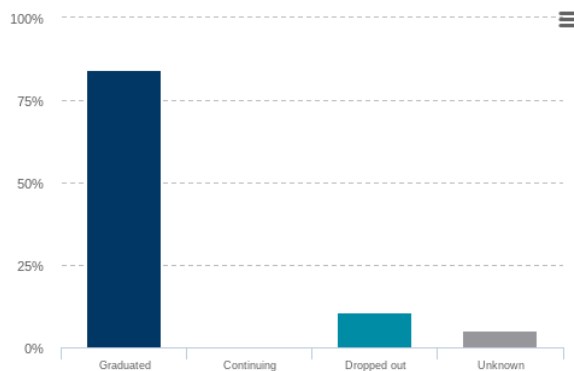


Organization	Graduated	Continuing	Dropped out	Unknown
Pine City Public School District	87.4%	7.9%	2.4%	2.4%
	111	10	3	3

- Data below indicate students graduating within 7-years by the time they are 21-years old has increased as follows with an overall growth rate from 84.3% to 86.7% districtwide:
  - 84.3% (2014-2017)
  - 85.7% (2015-2018)
  - 84.5% (2016-2019)
  - 86.7% (2017-2020)

#### Students in the class of 2014 graduating in 2017 or earlier.

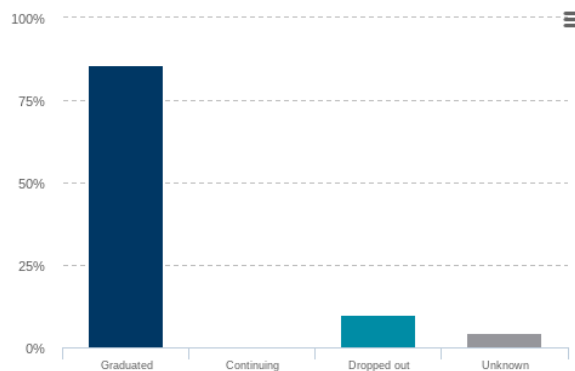
Note: The statewide goal for 2020 is that 90% of students graduate within four years with no student group below 85%.



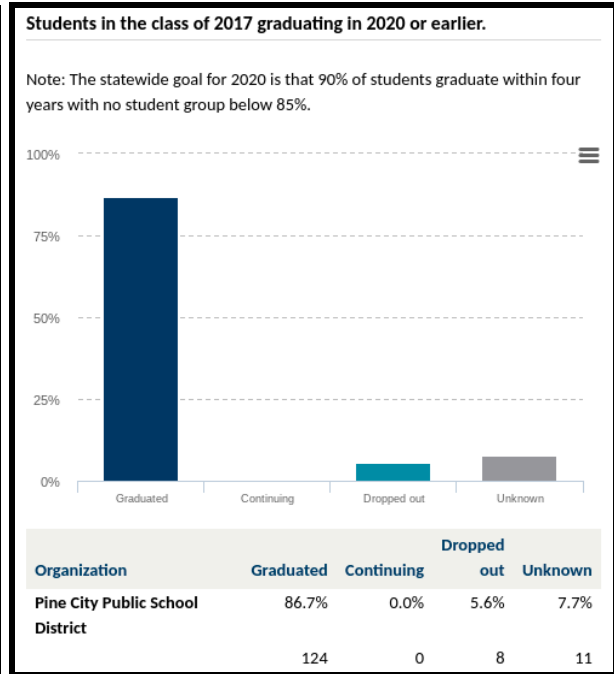
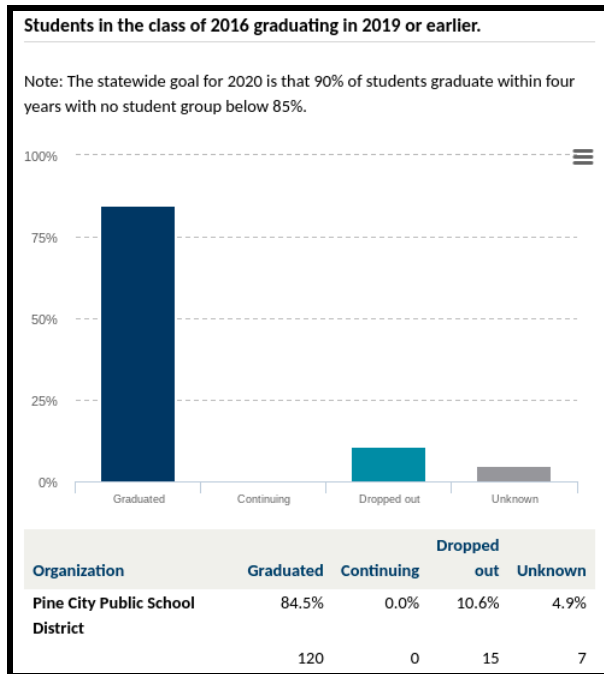
Organization	Graduated	Continuing	Dropped out	Unknown
Pine City Public School District	84.3%	0.0%	10.7%	5.0%
	102	0	13	6

#### Students in the class of 2015 graduating in 2018 or earlier.

Note: The statewide goal for 2020 is that 90% of students graduate within four years with no student group below 85%.



Organization	Graduated	Continuing	Dropped out	Unknown
Pine City Public School District	85.7%	0.0%	10.0%	4.3%
	120	0	14	6



## Pine City Public Schools - Consistent Attendance

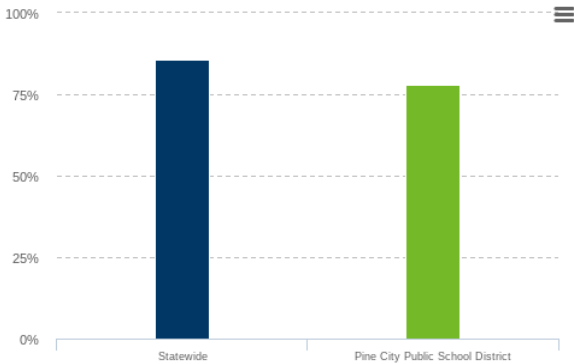
### *Are students attending regularly?*

This is a measure of students who attend school on a regular basis and are not frequently absent. A student is considered consistently attending if they attend more than 90% of the time the student is enrolled during the school year. From 2018 to 2020, recognizing the data lag of one year behind, Pine City Public Schools has increased consistent attendance from 78.0% to 80.9%, yet not reaching 90% North Star Accountability goal.

- For 2018 (1 year behind) 78.0% of students attended regularly
- For 2019 (1 year behind) 76.4% of students attended regularly
- For 2020 (1 year behind) 80.9% of students attended regularly

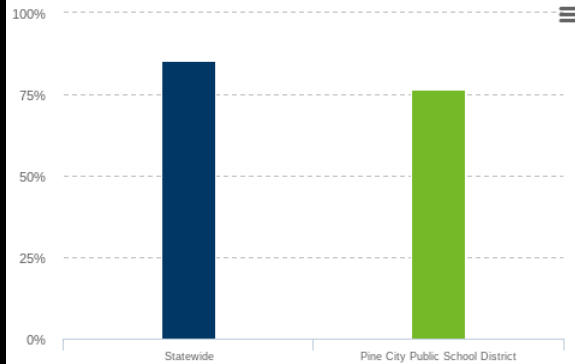


This is a measure of students who attend school on a regular basis and are not frequently absent. A student is considered consistently attending if they attend more than 90 percent of the time the student is enrolled during the year.



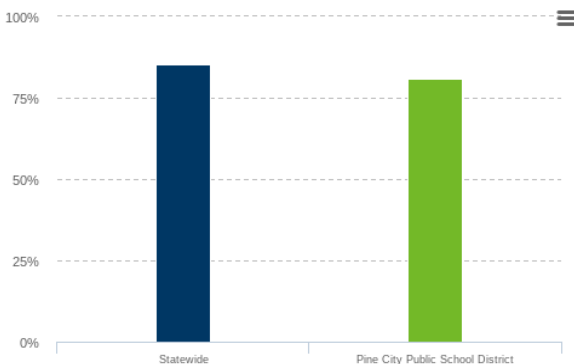
	Statewide	Pine City Public School District
Consistent attendance	85.6%	78.0%
Count	786,577	1,552

This is a measure of students who attend school on a regular basis and are not frequently absent. A student is considered consistently attending if they attend more than 90 percent of the time the student is enrolled during the year.



	Statewide	Pine City Public School District
Consistent attendance	85.4%	76.4%
Count	792,174	1,507

This is a measure of students who attend school on a regular basis and are not frequently absent. A student is considered consistently attending if they attend more than 90 percent of the time the student is enrolled during the year.



	Statewide	Pine City Public School District
Consistent attendance	85.3%	80.9%
Count	794,846	1,437

Due to COVID-19 2020-2021 North Star Consistent Attendance accountability data is not available. Consistent attendance was not calculated for 2020-21 given the wide range of definitions of "attending" that various schools and districts adopted for online and hybrid models, the data would not be valid enough for statewide accountability work or public reporting.

**North Star Consistent Attendance: Are students attending school regularly?** ?

**Due to COVID-19, 2020-2021 accountability data is not available.**

## **Pine City Public Schools -English Language Proficiency**

Pine City Public Schools does not have the required number of students in the English Language Proficiency student group for data to be calculated and public information.

This report is an overview of the data and will continue to be monitored. Academic planning is an ongoing process with the Pine City Public Schools Administrative Instructional Team. If you have any questions regarding the overview of the data presented in this report, please contact Paula Foley ([pfoley@isd578.org](mailto:pfoley@isd578.org)), Superintendent or Nichole Laven ([nlaven@isd578.org](mailto:nlaven@isd578.org)), Director of Teaching and Learning.

Last Updated 10.21.2021