

# Planning & management and Vision in the Cultural and Creative Industries

## *Open Online Course Module*

### **ADVANCED LEVEL:**

- Learners can refine priorities and plans to adjust to changing circumstances.
- Learners can use their vision to guide strategic decision-making

### **Course description**

Welcome to "Planning & management and Vision in the Cultural and Creative Industries," an open online course designed to help adults in the cultural and creative sectors develop essential competences in Planning & management and Vision, all rooted in the Entrecomp Framework. In this course, you'll gain a deep understanding of how to work towards your vision of the future and prioritize, organize and follow-up in a way tailored to your industry.

### **Course objectives**

By the end of this course, participants will be able to:

- Arrange their goals into value-creating activities and effectively manage them throughout the timeline of their project.
- Skillfully organize value-creating activities into a coherent and efficient business plan.
- Independently select the appropriate business model for their value-creating ideas.
- Demonstrate practical expertise in monitoring the progress of their activities and interpreting results to make necessary project adjustments.
- Identify and evaluate all available resources necessary to achieve an objective or realize a project.
- Identify their artistic identity and assess alignment between personal values and professional decisions.
- Integrate personal values into professional domains effectively.
- Understand the importance of vision transformation, including identifying vision gaps, developing a leading vision, and transforming that vision into art.

## 1) SET SHORT TO LONG TERM GOALS, ORGANIZING THEM IN A WELL PLANNED PROJECT

Introduction

Understanding Key Elements of Artistic Entrepreneurial Goals

Setting Short-Term and Long-Term Goals

Organizing Goals into Value-Creating Activities

Producing a Detailed Outline of the Plan

Identifying Target Customers and Tailoring Goals

Balancing Creativity with Goal Control

Conclusion

## 2) PLAN AND ORGANIZE

Introduction

Identifying Key Activities and their Order of Execution

Preparing a Detailed Plan of To-Do Activities

Planning Ahead for Needs

Confidently Planning with a Forward-Looking Mindset

Creating the Business Plan

Navigating the Creative Journey: Implementing and Evolving the Plan

Conclusion

## 3) DEVELOP ECONOMICALLY SUSTAINABLE PLANS

Introduction

Understanding Business Models

Acknowledging Budget Constraints and Possibilities

Matching Budget to Activities

Implementing Sustainable Financial Practices

Assessing Mistakes and Opportunities in Budget Application

Conclusion

## 4) MONITOR YOUR PROGRESS AND BE READY FOR CHANGES

Introduction

Techniques for Monitoring Progress

Interpreting Results and Identifying Changes

Changing What Was Previously Planned on the Spot

Examining Unforeseen Events and Meeting Deadlines and Budget

Changing Attitudes to Cope with Plan Changes

Conclusion

## 5) VISION DEVELOPMENT

Introduction

Understanding Vision Statements

[Vision Communication](#)

[Mapping the Vision](#)

[Overcoming Barriers and Challenges](#)

[Conclusion](#)

## 6) PERSONAL VALUES

[Introduction](#)

[Understanding Personal Values](#)

[Exploring Value Congruence](#)

[Integrating Values into Decision Making](#)

[Self-Reflection](#)

[Active Listening and Empathy](#)

[Negotiation and Intercultural Competence](#)

[Leadership Strategies](#)

[Critical Thinking and Positive Impact](#)

[Conclusion](#)

## 7) VISION TRANSFORMATION

[Introduction](#)

[Recognizing the Need for Vision Transformation](#)

[Awareness of Emerging Trends and Opportunities](#)

[Understanding Communication Dynamics and Strategies](#)

[Mastering Strategic Thinking](#)

[Employing Visionary Leadership](#)

[Mastering Problem Solving and Decision Making](#)

[Gaining Networking Skills](#)

[Conclusion](#)

## 1) SET SHORT TO LONG TERM GOALS, ORGANIZING THEM IN A WELL PLANNED PROJECT

### Introduction

Setting goals in a structured manner is not merely a task reserved for corporate boardrooms or project management teams. In the world of creative entrepreneurship, setting goals is akin to laying the foundation of a masterpiece. It provides direction, focus, and a sense of purpose amidst the chaos of imagination and experimentation, extending beyond mere aspirations.

In this chapter, we will explore the importance of structured goal-setting and the concept of organizing goals into value-creating activities.

By the end of this chapter, participants:

- will be able to order the key elements of their artistic entrepreneurial goals
- will produce a detailed outline of their plan and the customers it talks to
- will balance the need for creativity with the control of their goals

### Understanding Key Elements of Artistic Entrepreneurial Goals

To ensure sustainable success of a creative project, it's essential to understand the key elements that define artistic entrepreneurial goals and the principles that underpin their success.

Artistic entrepreneurial goals typically revolve around:

- **Artistic Vision:** The overarching creative concept or idea that inspires and guides the project. It serves as the foundation upon which all other goals are built.
- **Business Objectives:** Tangible outcomes related to financial sustainability, market presence, audience engagement, and overall business growth. These objectives ensure that the artistic endeavor remains viable and impactful in the marketplace.
- **Personal Development:** Goals related to the growth and development of the individual artist or entrepreneur, such as honing artistic skills, expanding knowledge of the industry, or cultivating a unique artistic voice.

Clarity, specificity, and measurability are the cornerstones of effective goal-setting in artistic entrepreneurship. Without these elements, goals remain vague aspirations, lacking the direction needed for meaningful progress. When setting artistic entrepreneurial goals, it's crucial to:

- **Clearly define the desired outcome:** Ensure that the goal is articulated in a clear and concise manner, leaving no room for ambiguity or misinterpretation.
- **Be specific about the parameters:** Specify the details, timelines, and resources required to achieve the goal. This clarity helps in creating actionable steps towards attainment.

- Establish measurable criteria for success: Define metrics or indicators that allow for objective evaluation of progress and achievement. Measurable goals provide a sense of accomplishment and enable course correction if needed.

By defining clear, specific, and measurable goals that encompass artistic vision, business objectives, and personal development, artists and entrepreneurs can chart a course towards success in the dynamic landscape of artistic entrepreneurship.

Examples:

Launching a debut art exhibition:

- Goal: Curate and host an art exhibition showcasing a collection of original artworks within six months.
- Specifics: Secure a venue, create promotional materials, invite press and influencers, and achieve a target number of attendees.
- Measurement: Track ticket sales, attendee feedback, and media coverage to evaluate success.

Expanding online presence and sales:

- Goal: Increase online visibility and sales revenue by 30% within a year.
- Specifics: Develop a comprehensive digital marketing strategy, optimize e-commerce platforms, and engage with online communities and influencers.
- Measurement: Monitor website traffic, social media metrics, and sales data to assess growth and impact.

Collaborating with a renowned artist or brand:

- Goal: Establish a collaboration with a respected artist or brand to create a limited-edition product line.
- Specifics: Initiate contact, negotiate terms, develop designs, and launch the collaborative collection.
- Measurement: Evaluate brand exposure, sales performance, and customer feedback to gauge the success of the collaboration.

## Setting Short-Term and Long-Term Goals

In the pursuit of a well-planned project, one of the fundamental steps is setting goals that span both the short-term and the long-term. Each type of goal serves a distinct purpose and contributes uniquely to the overall success of the project. Understanding the differences between

short-term and long-term goals, as well as their relevance and the process of setting them, is crucial for ensuring a comprehensive and effective project plan.

**Short-term goals** are objectives that can be achieved in the near future, typically within weeks or months. Short-term goals provide a roadmap for incremental progress and ensure that momentum is maintained throughout the project's lifecycle. They enable individuals and teams to stay focused, motivated, and accountable as they work towards achieving larger objectives.

**Long-term goals**, on the other hand, are aspirations that extend beyond immediate deadlines and require sustained effort and dedication over an extended period, often spanning months or years. While short-term goals focus on immediate progress and milestones, long-term goals provide a broader vision and direction for the project's ultimate success.

By balancing short-term milestones with long-term aspirations, projects can achieve sustained success and adapt to changing circumstances effectively.

When setting goals, it's essential to ensure that they are SMART:

- **Specific:** Clearly define the objective, outlining precisely what needs to be accomplished and why it's important.
- **Measurable:** Establish concrete criteria for measuring progress and success, enabling objective evaluation and tracking.
- **Achievable:** Set goals that are challenging yet attainable, considering available resources, skills, and constraints.
- **Relevant:** Ensure that the goals align with the project's overall vision and objectives, contributing meaningfully to its success.
- **Time-bound:** Set specific deadlines or milestones for achieving the goals, providing a sense of urgency and accountability.

By adhering to the SMART criteria, learners can develop goals that are well-defined, actionable, and conducive to project success, whether they pertain to short-term milestones or long-term aspirations.

Example of SMART goals for an illustrator:

Short term:

- **Specific:** Launch an online portfolio showcasing my top 10 digital illustrations by the end of next month.
- **Measurable:** Track the completion of each illustration and document the progress weekly.
- **Achievable:** Allocate 2 hours daily for illustration work and prioritize tasks effectively.

- Relevant: Building an online portfolio aligns with my career goal of attracting freelance clients and showcasing my skills.
- Time-bound: Complete and upload all 10 illustrations by the last day of next month.

Long term:

- Specific: Establish an online store to sell art prints and merchandise featuring my original illustrations within the next three years.
- Measurable: Set targets for the number of products to launch and monitor sales growth over time.
- Achievable: Research e-commerce platforms, create a product catalog, and market the store through social media and networking.
- Relevant: Building an online store generates passive income, expands my audience reach, and promotes my artwork to a wider audience.
- Time-bound: Launch the online store and have the first set of products available for sale within three years.

## Organizing Goals into Value-Creating Activities

In the pursuit of project success, it's not enough to simply set goals; it's equally important to organize these goals into value-creating activities. These activities are the building blocks of progress, serving as the means through which objectives are achieved, and value is generated. Understanding the concept of value-creating activities and mastering the art of organizing goals into actionable steps is key to realizing the full potential of a well-planned project.

**Value-creating activities** encompass the tasks, processes, and actions undertaken to bring goals to fruition and deliver tangible outcomes. These activities play a pivotal role in achieving goals by translating aspirations into actionable steps and generating value along the way. Whether it's developing products, delivering services, or fostering relationships, value-creating activities are the engine driving progress and success within a project.

Organizing goals into value-creating activities requires a strategic approach that accounts for the interplay between objectives, resources, and timelines. Here are some strategies to guide you in this process:

- Start with the end in mind: Begin by identifying the ultimate objectives or outcomes of the project.

- Break down goals into manageable tasks: Decompose overarching goals into smaller, more manageable tasks or sub-goals that can be addressed incrementally.
- Prioritize tasks based on importance, urgency, impact and feasibility: Identify high-priority tasks that are critical to the success of the project. Focus on tasks that have the greatest impact on achieving key objectives or meeting deadlines.
- Consider dependencies and sequencing: Identify dependencies between tasks and determine the order in which they need to be completed. Ensure that tasks are sequenced logically to optimize workflow and minimize delays and bottlenecks.
- Define task parameters and deliverables: Clearly define the scope, requirements, and expected deliverables for each task. Provide clear instructions and guidelines to ensure that tasks are executed effectively and efficiently.
- Allocate resources effectively: Ensure that resources, including time, budget, and manpower, are allocated strategically to support value-creating activities. Optimize resource utilization to maximize efficiency and minimize waste.
- Foster collaboration and teamwork: Encourage collaboration and teamwork among project stakeholders to facilitate the execution of value-creating activities. Foster communication, coordination, and synergy to enhance productivity and effectiveness.

By organizing goals into value-creating activities, project planners can ensure that efforts are directed towards meaningful outcomes and value is generated at every stage of the project lifecycle. This strategic approach enhances efficiency, effectiveness, and ultimately, the success of the project.

### Example Designing a Collaborative Art Installation

#### 1. Start with the end in mind:

- Objective: Create an immersive art installation that fosters community engagement and dialogue.
- Outcome: A visually stunning and interactive art piece that reflects diverse perspectives on a chosen theme, displayed in a public space.

#### 2. Break down goals into manageable tasks:

- Brainstorm Theme Ideas: Generate ideas for the central theme of the art installation.
- Research: Explore relevant artworks and installations for inspiration.
- Concept Development: Develop a concept that aligns with the chosen theme and engages the audience.
- Material Selection: Identify materials and techniques suitable for bringing the concept to life.

### 3. Prioritize tasks based on importance, urgency, impact, and feasibility:

- High Priority: Finalize the theme and concept to provide a clear direction for the project.
- Urgency: Secure necessary permits and permissions for the chosen venue and materials.
- Impact: Focus on creating visually captivating elements that will attract viewers and spark curiosity.
- Feasibility: Ensure that selected materials and techniques are practical and within budget constraints.

### 4. Consider dependencies and sequencing:

- Preparation Phase: Gather materials and tools required for the installation.
- Construction Phase: Build structural components and create artwork pieces according to the finalized concept.
- Installation Phase: Arrange and assemble the components in the chosen venue, considering spatial constraints and safety regulations.

### 5. Define task parameters and deliverables:

- Scope: Each team member will be responsible for specific aspects of the installation, such as construction, artwork creation, or logistics.
- Requirements: Artworks must adhere to predetermined dimensions and aesthetic guidelines outlined in the concept.
- Deliverables: Completed artworks, assembled installation, documentation of the creative process.

### 6. Allocate resources effectively:

- Time: Schedule regular team meetings and allocate sufficient time for each phase of the project.
- Budget: Allocate funds for materials, equipment rental, and any external services required.
- Manpower: Assign roles and responsibilities based on team members' skills and availability.

### 7. Foster collaboration and teamwork:

- Regular Meetings: Schedule brainstorming sessions and progress updates to ensure alignment among team members.
- Open Communication: Encourage sharing of ideas and feedback to foster creativity and problem-solving.
- Skill Sharing: Utilize each team member's strengths and expertise to enhance the overall quality of the installation.

## Producing a Detailed Outline of the Plan

Producing a detailed plan is a critical step in the process of setting short to long-term goals and organizing them into a well-planned project. A comprehensive plan serves as a roadmap, guiding the execution of goals and ensuring that progress is made towards desired outcomes.

To produce a detailed plan for a project, you can follow the following steps:

- Define the project scope: Clearly articulate the objectives, deliverables, and timeline of the project. Establish boundaries and constraints to provide a framework for planning.
- Identify key milestones: Break down the project timeline into significant milestones or checkpoints. These milestones serve as markers of progress and help track the completion of major phases or tasks.
- Determine resource requirements: Assess the resources needed to support the project, including personnel, budget, materials, and equipment. Allocate resources effectively to ensure smooth execution.
- Develop a task breakdown structure: Decompose overarching goals into smaller, actionable tasks or sub-goals. Organize tasks hierarchically, grouping related activities and identifying dependencies.
- Establish timelines and deadlines: Define specific timelines and deadlines for each task or milestone. Set realistic deadlines based on resource availability, project priorities, and external constraints.
- Assign responsibilities: Assign roles and responsibilities to individuals or teams responsible for executing tasks. Clarify expectations, communication channels, and reporting mechanisms to ensure accountability.
- Create a contingency plan: Anticipate potential risks, challenges, and uncertainties that may impact the project. Develop contingency plans and mitigation strategies to address unforeseen obstacles and minimize disruptions.

Some considerations to keep in mind when developing a plan:

- Recognize the dynamic nature of projects: Understand that projects are subject to change due to evolving requirements, unexpected challenges, and external factors. Embrace flexibility and adaptability to respond effectively to changing circumstances.
- Regularly review and adjust the plan: Continuously monitor progress against the plan and make adjustments as needed. Stay agile and responsive to emerging issues, opportunities, and feedback from stakeholders.

- Foster a culture of collaboration and communication: Encourage open communication and collaboration among project team members. Foster a supportive environment where ideas are exchanged, challenges are addressed, and solutions are developed collaboratively.
- Maintain a positive mindset: Approach challenges with optimism and resilience. View setbacks as learning opportunities and opportunities for growth. Stay motivated and focused on achieving the project's objectives, regardless of obstacles encountered along the way.

By following these steps and principles, you can produce a detailed plan that serves as a roadmap for achieving project goals. By breaking down goals into actionable tasks, emphasizing flexibility and adaptability, and fostering collaboration and communication, project planners can navigate the complexities of project management with confidence and success.

Example of a project for an Illustration Series for Children's Book:

1. Define Project Scope:
  - Objectives:
    - Create a series of 20 original illustrations for a children's book aimed at ages 4-8.
    - Develop a cohesive visual narrative that complements the story's themes and engages young readers.
  - Deliverables:
    - Completed illustrations in digital format.
    - Storyboard outlining the sequence and placement of illustrations within the book.
  - Timeline: 6 months from project initiation to final delivery.
  - Boundaries and Constraints:
    - Adherence to the storyline provided by the author.
    - Limited revisions based on feedback from the author and target audience.
    - Budget constraints for software, equipment, and potential outsourcing.
2. Identify Key Milestones:
  - Milestone 1: Complete initial sketches for all 20 illustrations (2 months)
  - Milestone 2: Obtain feedback and revise sketches based on author input (1 month)
  - Milestone 3: Finalize detailed illustrations based on approved sketches (2 months)
  - Milestone 4: Review and make any necessary adjustments based on final feedback (1 month)
3. Determine Resource Requirements:
  - Personnel: Illustrator, author (for storyline input), editor (for final review)

- Budget: Allocation for illustration software, equipment maintenance, and potential freelance support
  - Materials: Digital drawing tablet, Adobe Creative Suite subscription
  - Equipment: High-resolution display monitor, printer for proofing
4. Develop a Task Breakdown Structure:
- Phase 1: Conceptualization
    - Task 1: Brainstorming session with author to discuss storyline and character development
    - Task 2: Sketching rough drafts for initial feedback
  - Phase 2: Illustration Production
    - Task 3: Creating detailed illustrations based on approved sketches
    - Task 4: Reviewing illustrations with author and making necessary revisions
  - Phase 3: Finalization
    - Task 5: Formatting illustrations for print and digital publishing
    - Task 6: Creating a storyboard to visualize illustration placement within the book
5. Establish Timelines and Deadlines:
- Task 1: Brainstorming session - Week 1
  - Task 2: Sketching rough drafts - Weeks 2-3
  - Task 3: Detailed illustration production - Weeks 4-9
  - Task 4: Review and revisions - Weeks 10-12
  - Task 5: Formatting and storyboard creation - Weeks 13-14
6. Assign Responsibilities:
- Illustrator: Tasks 2-4
  - Author: Task 1 (collaborative input) and Task 4 (feedback)
  - Editor: Task 4 (final review)
7. Create a Contingency Plan:
- Risk: Unexpected delays due to technical issues or creative blocks
    - Mitigation: Regular check-ins with the illustrator and author to address challenges promptly.
  - Risk: Budget overrun due to unforeseen expenses
    - Mitigation: Maintain a contingency fund and prioritize spending on essential resources.

## Identifying Target Customers and Tailoring Goals

Customer-centric goals are goals that align with the needs, preferences, and expectations of the target audience. Understanding the target audience and prioritizing objectives that directly contribute to enhancing customer satisfaction, engagement, and loyalty is paramount for the success of any artistic entrepreneurial venture. By comprehensively grasping the needs, preferences, and expectations of their audience, artists and entrepreneurs can tailor their goals and activities to resonate deeply, foster engagement, and drive meaningful impact.

The target audience for artistic entrepreneurial ventures can be engaged for three purposes:

- **Building meaningful connections:** Knowing the target audience enables artists and entrepreneurs to forge authentic connections with their customers. By understanding their values, interests, and aspirations, ventures can create experiences that resonate deeply and foster loyalty.
- **Informing product and service development:** Audience insights serve as invaluable inputs for product and service development. By understanding customer needs, preferences, and pain points, ventures can tailor offerings that address specific challenges and deliver tangible value.
- **Guiding marketing and communication strategies:** Audience understanding informs targeted marketing and communication strategies. By crafting messages and content that resonate with the target audience's language and interests, ventures can maximize engagement and drive conversions.

Target customers and needs can be identified through:

- **Market research:** Utilize market research techniques, such as surveys, interviews, and focus groups, to gather insights into customer demographics, psychographics, and behaviors.
- **Analysis of competitor offerings:** Study competitors' products, services, and marketing strategies to identify gaps and opportunities in the market landscape.
- **Development of customer personas:** Create fictional representations of target customers based on demographic and psychographic data. Use these personas to better understand customer needs, motivations, and pain points.
- **Feedback and validation seeking:** Engage with potential customers to gather feedback on product prototypes, service offerings, or marketing campaigns. Use this feedback to refine and iterate upon offerings to better meet customer needs.

By understanding the target audience, identifying their needs, and tailoring goals and activities accordingly, artistic entrepreneurial ventures can create experiences that resonate deeply, foster engagement, and drive sustainable growth. This customer-centric approach not only enhances customer satisfaction and loyalty but also lays the foundation for long-term success and impact in the marketplace.

Example for a New Game Release:

1. Market Research:

- Conduct surveys targeting gamers across different age groups and gaming platforms to gather data on their gaming habits, preferences, and spending behaviors.
- Conduct interviews with gamers to delve deeper into their motivations, interests, and pain points related to gaming experiences.
- Organize focus groups comprising avid gamers to discuss their preferences regarding game genres, features, and gameplay mechanics.

2. Analysis of Competitor Offerings:

- Analyze existing games in the same genre or with similar gameplay mechanics to identify strengths, weaknesses, and areas for innovation.
- Study competitors' marketing strategies, including advertising campaigns, social media presence, and community engagement efforts, to identify effective approaches for reaching and engaging the target audience.
- Identify gaps in the market where existing games may not fully meet the needs or preferences of certain segments of the gaming community.

3. Development of Customer Personas:

- Compile demographic data obtained from market research to create fictional gamer personas representing different segments of the target audience (e.g., casual gamers, competitive gamers, mobile gamers).
- Incorporate psychographic information, such as gaming preferences, play styles, and motivations, to flesh out the personas and gain insights into their gaming behaviors and preferences.
- Use these personas to inform game design decisions, such as gameplay mechanics, storyline elements, and visual aesthetics, to ensure alignment with the identified target audience.

4. Feedback and Validation Seeking:

- Create prototypes or demos of the game and engage with potential players to gather feedback on gameplay mechanics, graphics, user interface, and overall gaming experience.

- Conduct playtesting sessions with focus groups or beta testers to identify bugs, glitches, and areas for improvement in the game.
- Collect feedback through online surveys, community forums, and social media channels to gauge interest levels, identify feature requests, and address any concerns or issues raised by players.

## Balancing Creativity with Goal Control

In the dynamic landscape of entrepreneurial endeavors, striking a delicate balance between creativity and goal control is essential for achieving success.

Creativity serves as the catalyst for innovation, driving the development of groundbreaking ideas and solutions. Entrepreneurs leverage their creative abilities to identify opportunities, solve problems, and differentiate their offerings in the marketplace.

Goal control provides the framework for executing creative ideas effectively and achieving desired outcomes. It involves setting clear objectives, defining actionable steps, and establishing metrics for measuring progress and success.

Balancing creativity with goal control requires entrepreneurs to embrace both spontaneity and structure. It involves leveraging creative thinking to generate innovative ideas while maintaining discipline and focus to execute those ideas strategically. Some strategies to obtain this balance are:

- Set clear priorities: Identify key priorities and objectives that align with the overarching vision and goals of the project. Focus on activities that contribute directly to achieving those priorities, while allowing flexibility for creative exploration within defined boundaries.
- Establish routines and rituals: Develop consistent routines and rituals to foster discipline and maintain focus. Schedule dedicated time for creative brainstorming sessions, goal setting, and project execution, ensuring that both creative and structured activities are given due attention.
- Embrace experimentation and iteration: Encourage a culture of experimentation and iteration, where failure is viewed as a valuable learning opportunity. Allow room for creative exploration and risk-taking, while also implementing feedback loops and checkpoints to evaluate progress and adjust course as needed.
- Practice self-awareness and self-regulation: Cultivate self-awareness and self-regulation to manage the balance between creativity and goal-oriented behavior effectively.

Recognize when to switch between divergent and convergent thinking modes, and adjust your approach accordingly to maintain productivity and creativity.

- Reflect on personal strengths and preferences: Consider your own strengths, preferences, and tendencies when it comes to balancing creativity and goal control. Reflect on past experiences and identify strategies that have proven effective in maintaining this balance.
- Explore attitudes towards risk and uncertainty: Examine your attitudes towards risk and uncertainty, and how they influence your approach to balancing creativity and goal-oriented behavior. Consider how you can embrace uncertainty as a catalyst for creativity while maintaining a focus on achieving objectives.
- Seek feedback and support: Engage with peers, mentors, or coaches to gain insights and perspectives on balancing creativity and goal control. Share experiences, challenges, and strategies for finding harmony between these elements, and learn from others' experiences and perspectives.

By exploring the delicate balance between creativity and goal control, implementing strategies for maintaining focus and discipline, and reflecting on personal attitudes and approaches, entrepreneurs can cultivate a mindset and approach that fosters innovation, drives execution, and ultimately leads to success in their entrepreneurial endeavors.

Example for a painter:

- Set Clear Priorities: As a painter, I prioritize key objectives aligned with my artistic vision. For example, if my goal is to create a series of landscape paintings capturing the beauty of nature, my priorities may include mastering specific painting techniques, sourcing high-quality materials, and establishing a consistent style. While I allow for creative exploration in my work, I ensure that each painting contributes to my overarching goals.
- Establish Routines and Rituals: To maintain a balance between creativity and goal-oriented behavior, I follow a structured routine that includes dedicated time for painting sessions, goal setting, and reflection. Each morning, I start my day with a brief meditation to clear my mind and set intentions for my artistic practice. Throughout the week, I allocate specific blocks of time for sketching, experimenting with new techniques, and working on larger projects. By establishing these routines and rituals, I cultivate discipline and focus while allowing space for creative inspiration to flourish.
- Embrace Experimentation and Iteration: As a painter, I embrace experimentation and iteration as essential components of my creative process. I approach each painting with a spirit of curiosity and openness, welcoming unexpected discoveries and happy accidents

along the way. While I set clear goals for each piece, I remain flexible and adaptive, willing to explore new ideas and techniques. Throughout the painting process, I regularly step back to evaluate my progress, seeking feedback from peers and mentors to inform my next steps and refine my approach.

- **Practice Self-Awareness and Self-Regulation:** To maintain balance in my artistic practice, I cultivate self-awareness and self-regulation. I pay attention to my energy levels, creative flow, and emotional state, adjusting my approach as needed to stay productive and engaged. When I feel myself becoming too focused on achieving specific goals, I remind myself to step back and reconnect with the joy of painting. Similarly, when I find myself getting lost in creative exploration, I bring myself back to my original objectives, ensuring that my work remains aligned with my overarching vision.
- **Reflect on Personal Strengths and Preferences:** As a painter, I reflect on my personal strengths, preferences, and tendencies to inform my approach to balancing creativity and goal control. For example, I recognize that I thrive in environments that allow for both structured work and spontaneous expression. By acknowledging these preferences, I can design my artistic practice to leverage my strengths while mitigating potential challenges.
- **Explore Attitudes Towards Risk and Uncertainty:** I embrace uncertainty as an inherent part of the creative process, viewing it not as a hindrance but as a source of inspiration and growth. While I strive to achieve specific goals in my work, I remain open to unexpected detours and serendipitous discoveries. By reframing uncertainty as an opportunity rather than a threat, I free myself to explore new possibilities and push the boundaries of my artistic practice.
- **Seek Feedback and Support:** Finally, I recognize the importance of seeking feedback and support from peers, mentors, and fellow artists. I actively participate in artist communities, workshops, and critique sessions, where I can share my work, receive constructive feedback, and exchange ideas with others. By engaging with a supportive network of fellow creatives, I gain valuable insights and perspectives that help me navigate the delicate balance between creativity and goal-oriented behavior.

## Conclusion

In this chapter, we embarked on a journey to explore the critical aspects of setting short to long-term goals, organizing them effectively, and maintaining a balance between creativity and control in entrepreneurial projects.

Key points:

- **Setting Goals:** We discussed the importance of setting clear, specific, and measurable goals that encompass artistic vision, business objectives, and personal development. These goals serve as the foundation for project planning and execution, guiding efforts towards desired outcomes.
- **Organizing Goals:** We explored the concept of organizing goals into value-creating activities, highlighting strategies for translating aspirations into actionable steps. By aligning goals with corresponding activities, projects can generate value and progress systematically.
- **Balancing Creativity and Control:** We delved into the delicate balance between creativity and goal control, emphasizing the need to maintain focus and discipline while fostering creative exploration. Strategies such as setting priorities, establishing routines, and embracing experimentation were discussed to achieve this balance effectively.

## 2) PLAN AND ORGANIZE

### Introduction

Creative entrepreneurs are faced with a unique set of challenges, from balancing artistic integrity with market demands to managing resources effectively amidst ever-changing trends. In such a context, the importance of planning and organizing cannot be overstated. These foundational pillars provide structure, clarity, and direction, allowing entrepreneurs to channel their creativity into actionable strategies and tangible outcomes.

In this chapter, we will explore how arranging value-creating activities effectively through a well-crafted business plan can empower entrepreneurs to navigate challenges, capitalize on opportunities, and realize their aspirations.

By the end of this chapter, participants:

- will be able to list all the key activities tied to their project and identify their order of execution
- will prepare a detailed plan of their to-do activities and plan ahead their needs
- will plan ahead their project confidently and with a forward looking mindset

## Identifying Key Activities and their Order of Execution

In any creative entrepreneurial endeavor, the success of a project hinges significantly on the ability to identify and prioritize key activities. These activities serve as the building blocks of progress, guiding the project towards its objectives and milestones.

In the creative industries, identifying and prioritizing tasks is vital for several reasons:

- **Focus and Artistic Clarity:** By pinpointing essential tasks, entrepreneurs maintain artistic clarity amidst project complexities, ensuring efforts contribute significantly to creative success.
- **Resource Optimization:** Prioritization allows for efficient resource allocation, maximizing the impact of creative endeavors while minimizing waste.
- **Risk Management:** Identifying key tasks helps anticipate challenges, enabling proactive risk management strategies that safeguard artistic vision and project timelines.

To effectively list key activities tied to their project, you can follow these steps:

- **Brainstorm:** Begin by brainstorming all potential activities required to accomplish project objectives. Think broadly and capture all possible tasks, no matter how small or seemingly insignificant.
- **Categorize:** Once a comprehensive list is generated, categorize activities into logical groupings based on their nature, function, or phase of the project. This categorization helps in organizing and prioritizing activities more effectively.
- **Evaluate:** Assess the importance and impact of each activity within its respective category. Consider factors such as strategic alignment, resource requirements, and potential risks to determine the relative priority of each activity.

Once key activities are identified and prioritized, determining their order of execution is essential for seamless project implementation. Here are some techniques to determine order of execution::

- **Dependency Analysis:** Identify task dependencies to ensure a logical flow of creativity. Schedule activities based on their interconnectivity to maintain project momentum.
- **Critical Path Method (CPM)<sup>1</sup>:** Utilize CPM to identify the critical sequence of creative tasks that drive project innovation. Prioritize activities that contribute directly to artistic vision and market appeal.
- **Deadline Alignment:** Align task sequences with artistic deadlines to ensure timely completion of pivotal creative milestones, maximizing artistic impact and market relevance.

---

<sup>1</sup> CPM explanation ([link](#)); example: CPM for music festivals ([link](#))

By mastering the art of identifying key activities and determining their order of execution, creative entrepreneurs can lay a solid foundation for project success. This proactive approach enables them to allocate resources effectively, mitigate risks, and maintain momentum towards achieving their creative goals.

## Preparing a Detailed Plan of To-Do Activities

After identifying and prioritizing creative tasks, the next step is crafting a detailed plan that guides project execution. This plan serves as a roadmap, directing creative energies towards tangible outcomes. Some frameworks for structuring the plan effectively are:

1. Storyboard Method<sup>2</sup>:
  - Description: A visual storytelling technique organizing ideas into illustrated panels or cards to represent narrative flow.
  - Strengths: Visual representation aids in conceptualization and collaboration.
  - Weaknesses: Requires artistic skills; less flexible once finalized.
2. Mind Map Framework<sup>3</sup>:
  - Description: Nonlinear diagram representing ideas, concepts, and relationships.
  - Strengths: Encourages creative brainstorming and structured exploration.
  - Weaknesses: Can become cluttered without clear organization.
3. Kanban Board<sup>4</sup>:
  - Description: Visual project management tool for workflow visualization and task tracking.
  - Strengths: Facilitates workflow transparency, collaboration, and task prioritization.
  - Weaknesses: Less suitable for non-repetitive creative tasks.
4. Creative Calendar<sup>5</sup>:
  - Description: Scheduling tool for planning creative activities, projects, and deadlines.
  - Strengths: Structured framework for project planning and resource allocation.
  - Weaknesses: Less flexible in accommodating changes.
5. Gantt Chart<sup>6</sup>:
  - Description: Visual representation of project tasks, timelines, and dependencies.

<sup>2</sup> <https://miro.com/storyboard/what-is-a-storyboard/>

<sup>3</sup> <https://blog.alexanderfyoung.com/the-perfect-mindmap-4-step-framework/>

<sup>4</sup>  [What is Kanban? - Agile Coach \(2019\)](https://www.youtube.com/watch?v=...) ; <https://www.atlassian.com/agile/kanban/boards>

<sup>5</sup> <https://www.indeed.com/career-advice/career-development/organizing-calendar;>  
<https://asana.com/resources/project-calendar>

<sup>6</sup> <https://www.gantt.com/>

- Strengths: Provides clear overview of task durations, dependencies, and progress.
  - Weaknesses: May become complex for larger projects; requires consistent updating.
6. Work Breakdown Structure (WBS)<sup>7</sup>:
- Description: Hierarchical breakdown of project deliverables into manageable components.
  - Strengths: Organizes tasks hierarchically and identifies dependencies.
  - Weaknesses: Initial setup can be time-consuming; may lack flexibility.
7. Task List or Checklist<sup>8</sup>:
- Description: Sequential list of project tasks for easy tracking.
  - Strengths: Provides straightforward overview of to-do activities.
  - Weaknesses: May lack detail for complex projects.
8. Project Management Software:
- Description: Tools like Trello, Asana, or Microsoft Project for detailed project planning and management.
  - Strengths: Offers features for task assignment, scheduling, and collaboration.
  - Weaknesses: Learning curve for new users; may require subscription fees.

#### Comparison:

- Visualization and Flexibility: The Storyboard Method, Mind Map Framework, and Kanban Board offer visual and flexible approaches to project management, encouraging creativity and collaboration. In contrast, the Gantt Chart, WBS, and Task List provide more structured frameworks for planning and organizing tasks.
- Collaboration and Transparency: The Kanban Board and Project Management Software excel in facilitating collaboration and transparency through shared visualizations and task tracking. The Storyboard Method and Mind Map Framework also promote collaboration but may require additional tools for task management.
- Task Management and Detail: Task List, Project Management Software, and Kanban Board provide detailed task management features suitable for complex projects. The Storyboard Method and Mind Map Framework focus more on conceptualization and idea generation.
- Complexity and Learning Curve: Gantt Charts, WBS, and Project Management Software may have a steeper learning curve due to their detailed features and functionalities. The Storyboard Method, Mind Map Framework, and Task List offer simpler approaches but may lack advanced project management capabilities.

<sup>7</sup> <https://www.workbreakdownstructure.com/>

<sup>8</sup> <https://www.timetrackapp.com/en/blog/checklist-vs-tasklist/>

Following, you can find some tips for breaking down activities into smaller tasks and setting realistic timelines:

- **Cultivate Creative Flow:** Foster creative environments that inspire innovation and collaboration, nurturing artistic talents and sparking creative breakthroughs.
- **Embrace Iterative Creativity:** Embrace iterative approaches to creative planning, allowing for experimentation and refinement of artistic ideas and concepts.
- **Maintain Artistic Flexibility:** Stay open to creative feedback and adapt creative plans based on artistic insights and market trends, fostering artistic adaptability and resilience.
- **Celebrate Artistic Achievements:** Recognize and celebrate artistic milestones to motivate creative teams and reinforce artistic vision and commitment to project success.

By following these steps and principles, entrepreneurs can prepare a detailed plan of to-do activities that sets the stage for successful project execution. A well-structured plan ensures that tasks are completed efficiently, resources are utilized effectively, and project objectives are achieved within the desired timelines.

### **Planning Ahead for Needs**

By anticipating and preparing for creative resources, potential challenges, and artistic risks, creative ventures can enhance their chances of artistic success. Forecasting and planning ahead are important to:

- **Identify problems early:** proactive artistic planning allows for the early identification of potential artistic issues and challenges, enabling timely artistic intervention and mitigation strategies before they escalate.
- **Improve artistic resource allocation:** by anticipating artistic needs and requirements, proactive artistic planning facilitates more efficient allocation of artistic resources, minimizing artistic wastage and optimizing artistic utilization.
- **Enhance artistic risk management:** proactive artistic risk management involves identifying, assessing, and mitigating artistic risks before they materialize, reducing the likelihood and impact of artistic events on project outcomes.
- **Increase artistic confidence and stakeholder trust:** confident and forward-looking artistic planning instills confidence in artistic stakeholders by demonstrating artistic preparedness and foresight, building artistic trust and credibility with stakeholders.

The needed resources to forecast are:

- Talent: Identify artistic talent requirements based on project scope, artistic complexity, and creative vision, ensuring access to the right creative expertise when needed.
- Material: Estimate artistic material requirements, such as paints, fabrics, or digital tools, considering artistic quality, quantity, and lead times, to prevent artistic shortages and delays.
- Inspiration: Plan for artistic inspiration by creating artistic mood boards, conducting creative brainstorming sessions, and seeking artistic inspiration from diverse sources, fueling artistic creativity and innovation.
- Risks: Conduct artistic risk assessments to identify potential artistic threats, uncertainties, and vulnerabilities that may impact project success, prioritizing artistic risks based on their likelihood and artistic impact.

Below some strategies for mitigating risks and addressing potential challenges proactively:

- Contingency Planning: Develop artistic contingency plans and alternative artistic strategies to mitigate the impact of artistic uncertainties and disruptions, ensuring artistic resilience and adaptability.
- Stakeholder Engagement: Engage artistic stakeholders actively throughout the creative journey to gather artistic insights, feedback, and support, fostering artistic collaboration, trust, and ownership.
- Continuous Artistic Monitoring: Implement robust artistic monitoring and evaluation mechanisms to track artistic progress, identify artistic deviations, and address artistic issues in real-time, maintaining artistic alignment and momentum.
- Artistic Scenario Planning: Anticipate different artistic scenarios and outcomes based on artistic assumptions and factors, developing artistic contingency plans and alternative artistic strategies to address potential artistic challenges and opportunities.

By forecasting and planning ahead for the needs of the project, entrepreneurs can enhance project efficiency, minimize risks, and maximize the likelihood of success. Effective anticipation of resource requirements, proactive risk mitigation, and strategic planning ensure that projects are well-prepared to overcome challenges and achieve desired outcomes.

### **Confidently Planning with a Forward-Looking Mindset**

By adopting a forward-looking creative mindset, entrepreneurs can navigate artistic complexities with confidence and creativity.

The optimal mindset for confident and forward-looking planning is composed by:

- **Visionary Artistic Thinking:** Embrace a visionary artistic mindset that extends beyond immediate artistic goals and challenges, envisioning the desired future state of artistic projects and developing strategies to realize artistic visions.
- **Strategic Artistic Planning:** Approach artistic planning strategically by aligning short-term artistic actions with long-term artistic objectives, focusing on identifying artistic opportunities, anticipating artistic trends, and positioning projects for sustainable artistic growth and success.
- **Optimistic Artistic Outlook:** Cultivate optimism and positivity in artistic planning, believing in the ability to overcome artistic obstacles, adapt to artistic changes, and achieve artistic outcomes despite artistic uncertainties.
- **Adaptive Artistic Mindset:** Embrace flexibility and adaptability as essential qualities for effective artistic planning, being willing to adjust artistic strategies, pivot artistic direction, and embrace new artistic opportunities as they arise during the artistic journey.

The following strategies can help to maintain confidence and adaptability in the face of uncertainty:

- **Artistic Scenario Planning:** Anticipate different artistic scenarios and outcomes based on artistic assumptions and factors, developing artistic contingency plans and alternative artistic strategies to address potential artistic challenges and opportunities.
- **Continuous Artistic Learning:** Stay informed about emerging artistic trends, best artistic practices, and industry developments relevant to artistic projects, updating artistic knowledge and skills to adapt to artistic changes and opportunities.
- **Regular Artistic Review and Reflection:** Schedule regular artistic review sessions to assess artistic progress, evaluate artistic performance, and identify areas for artistic improvement, reflecting on artistic lessons learned and adjusting artistic strategies as needed to stay on artistic course towards project objectives.
- **Cultivate a Supportive Artistic Environment:** Surround artistic endeavors with a supportive network of artistic peers, mentors, and advisors who can offer artistic guidance, encouragement, and perspective during artistic challenges, leveraging collective artistic expertise to overcome artistic obstacles and achieve artistic success.

By confidently planning with a forward-looking mindset, entrepreneurs can position their projects for long-term success, navigate uncertainties effectively, and capitalize on opportunities for growth and innovation. Adopting a proactive approach to planning and organization ensures that projects are well-prepared to tackle challenges, adapt to changes, and achieve their objectives with confidence and resilience.

## Creating the Business Plan

Crafting a business plan is akin to sketching out the roadmap for your entrepreneurial journey, providing a structured framework to navigate from inception to triumph.

A **business plan** transcends being just a document; it's a strategic blueprint that delineates the objectives, strategies, and tactics for a creative endeavor. It doesn't just chart a course; it sets the stage for realizing dreams, securing support, and making informed decisions at every turn of the entrepreneurial journey.

For creative minds, a meticulously crafted business plan acts as a compass amidst the vast seas of uncertainty, offering clarity, direction, and a touchstone for accountability. It becomes the canvas where their visions are painted, allowing them to articulate their creative impulses, discern market opportunities, and devise actionable strategies to bring their ideas to life.

The process of business planning for creative entrepreneurs consists of the following actions:

- **Define Creative Objectives:** Commence by crystallizing the objectives of your creative endeavor. Identify the artistic outcomes, target audience, and the unique value proposition that sets your project apart in the creative realm.
- **Conduct Artistic Market Analysis:** Embark on a journey of discovery through a comprehensive analysis of the artistic landscape. Explore trends, study fellow creatives, and understand the pulse of your audience. Uncover the niches, challenges, and potential hurdles that might influence the success of your creative pursuit.
- **Craft an Artistic Marketing Strategy:** Weave together a compelling narrative that not only showcases your creative brilliance but also resonates with your audience. Define your voice, select your mediums, and strategize on how to captivate and retain your audience amidst the cacophony of creative expressions.
- **Design Your Operational Symphony:** Envision the operational flow that breathes life into your creative vision. Define the choreography of your daily routines, set milestones for your creative odyssey, and delegate responsibilities to ensure a harmonious execution of your artistic endeavors.
- **Paint Your Financial Landscape:** Embrace the art of financial projection as you sketch out the monetary trajectory of your creative venture. Forecast revenues, track expenses, and paint a picture of sustainability and profitability that underpins your creative aspirations.

By weaving together these artistic threads into a comprehensive business plan, creative souls can find solace in the clarity, direction, and confidence it offers. Beyond being a mere document, a well-crafted business plan becomes a beacon, guiding creative ventures through the labyrinth of entrepreneurship towards the shores of success.

Example of a Business Plan for an Architect:

#### 1. Define Creative Objectives:

- Objective: To establish a boutique architectural firm specializing in sustainable and innovative residential designs for eco-conscious clients.
- Target Audience: Individuals seeking custom-designed homes that prioritize sustainability, functionality, and aesthetic appeal.
- Unique Value Proposition: Our firm blends architectural expertise with a deep commitment to environmental stewardship, offering tailored solutions that harmonize with nature while reflecting the client's lifestyle and aspirations.

#### 2. Conduct Artistic Market Analysis:

- Trends: Increasing demand for sustainable architecture, growing interest in biophilic design principles, and a shift towards personalized, experiential living spaces.
- Fellow Creatives: Study successful architects known for their sustainable designs and client-centric approach, analyzing their strategies for inspiration and differentiation.
- Audience Pulse: Engage with potential clients through surveys, interviews, and social media interactions to understand their preferences, pain points, and aspirations related to residential architecture.

#### 3. Craft an Artistic Marketing Strategy:

- Narrative: Develop a brand story that emphasizes our firm's commitment to sustainability, craftsmanship, and personalized service. Highlight past projects showcasing innovative design solutions and positive environmental impact.
- Voice: Adopt a tone that is approachable, authentic, and knowledgeable, resonating with environmentally conscious clients while demystifying architectural concepts.
- Mediums: Utilize a mix of digital platforms, including a visually engaging website, social media channels, and online portfolios, supplemented by in-person events, workshops, and networking opportunities.
- Audience Engagement: Implement targeted marketing campaigns that showcase our unique architectural philosophy, engage with potential clients through educational content, and foster a sense of community around sustainable living.

#### 4. Design Your Operational Symphony:

- **Daily Routines:** Establish a collaborative studio environment that fosters creativity, communication, and innovation. Schedule regular design charrettes, client meetings, and project reviews to ensure alignment and progress.
- **Milestones:** Set measurable milestones for each project phase, from initial concept development and client consultations to construction documentation and final delivery. Use project management tools to track progress and manage deadlines effectively.
- **Responsibilities:** Assign roles and responsibilities to team members based on their expertise and strengths, fostering a culture of accountability and collaboration. Clearly define workflows, communication channels, and decision-making processes to streamline operations.

#### 5. Paint Your Financial Landscape:

- **Revenue Forecast:** Project revenues based on anticipated project volume, average project size, and pricing structure. Consider additional revenue streams such as consulting services or passive income from licensing intellectual property.
- **Expense Tracking:** Estimate expenses for overhead costs, including office rent, utilities, insurance, and professional development. Budget for project-specific expenses such as materials, subcontractor fees, and travel expenses.
- **Sustainability and Profitability:** Implement cost-saving measures and efficiency improvements to enhance profitability without compromising our commitment to sustainability. Monitor financial performance regularly, adjusting strategies as needed to ensure long-term viability and growth.

#### Conclusion

In the realm of creative entrepreneurship, success often relies on adeptly navigating uncertainty with precision. Planning and organizing serve as the compass and map, guiding individuals through the complexities of bringing creative visions to life within the entrepreneurial landscape.

#### Key points:

- **Importance of Planning and Organizing:** Creative entrepreneurs must prioritize planning and organizing to navigate challenges, capitalize on opportunities, and realize their aspirations effectively.
- **Identifying Key Activities:** Success depends on identifying and prioritizing key activities, maintaining artistic clarity, optimizing resource allocation, and managing risks effectively.
- **Crafting a Detailed Plan:** Entrepreneurs should craft a detailed plan using various frameworks such as the storyboard method, mind map framework, Kanban board, Gantt chart, and project management software to guide project execution.

- **Planning Ahead for Needs:** Anticipating creative resources, potential challenges, and artistic risks enhances the chances of success. Proactive planning involves identifying problems early, improving resource allocation, enhancing risk management, and increasing confidence and stakeholder trust.
- **Confidently Planning with a Forward-Looking Mindset:** Adopting a forward-looking creative mindset enables entrepreneurs to navigate artistic complexities with confidence and creativity. Strategies include visionary artistic thinking, strategic planning, optimistic outlook, and adaptive mindset.
- **Creating the Business Plan:** Crafting a business plan serves as a strategic blueprint, providing clarity, direction, and accountability. It involves defining creative objectives, conducting market analysis, crafting a marketing strategy, designing operational workflows, and outlining financial projections.
- **Navigating the Creative Journey:** Implementing and evolving the plan effectively is crucial for bringing the vision to life. Strategies include defining responsibilities, fostering communication and collaboration, monitoring progress, embracing agility, reflecting and iterating, anticipating change, and maintaining commitment to excellence.

### 3) DEVELOP ECONOMICALLY SUSTAINABLE PLANS

#### Introduction

In the realm of creative entrepreneurship, the path to success often hinges on maintaining economic sustainability.

In this chapter, we will explore various business models suited to creative endeavors and provide practical insights into budget management. By understanding and implementing these strategies, creative entrepreneurs can ensure their ventures not only thrive creatively but also remain financially viable in the long run.

By the end of this chapter, participants:

- will be able to acknowledge the limits and possibility imposed to them by the budget at their disposal
- will match the ideal amount of budget to each of their activities
- will confidently assess mistakes and opportunities in the application of the budget

## Understanding Business Models

In the landscape of creative entrepreneurship, the choice of business model plays a pivotal role in determining the economic sustainability and success of ventures. A business model essentially outlines how a company creates, delivers, and captures value.

Some types of Business Models applicable in the creative sector are:

- **Subscription Model:** This model involves offering goods or services on a recurring basis for a subscription fee. Examples include subscription boxes for creative products or memberships to access exclusive content.
- **Freemium Model:** In this model, basic services are offered for free, while premium features or content are available for a fee. Creative software with basic features available for free and premium features unlocked through subscription is a common example.
- **Marketplace Model:** This model facilitates transactions between buyers and sellers, charging a commission or fee for each successful transaction. Online platforms connecting artists with buyers, such as Etsy or Redbubble, operate on this model.
- **Licensing Model:** Creative ventures can license their intellectual property, such as artwork or music, to third parties for use in exchange for royalties or licensing fees.
- **Crowdfunding Model:** This model involves raising funds for creative projects from a large number of individuals, often through platforms like Kickstarter or Indiegogo, in exchange for rewards or early access.

Some examples of successful Business Models in the creative sector are:

- **Subscription Model - Loot Crate<sup>9</sup>:** Loot Crate offers subscription boxes filled with pop culture merchandise, including collectibles, apparel, and accessories related to gaming, movies, TV shows, and comics. Subscribers receive a themed box of curated items each month, catering to fans of various entertainment franchises.
- **Freemium Model - Spotify<sup>10</sup>:** Spotify provides a digital music streaming service with a freemium model. Users can access a vast library of songs for free, supported by ads. Premium subscribers, however, enjoy ad-free listening, offline downloads, higher audio quality, and other exclusive features.
- **Marketplace Model - Society6<sup>11</sup>:** Society6 is an online marketplace that connects artists and designers with customers interested in unique artwork and decor. Artists upload their

<sup>9</sup> <https://lootcrate.com/>

<sup>10</sup> <https://www.spotify.com/>

<sup>11</sup> <https://society6.com/>

original designs, which are then printed on various products such as art prints, home decor, apparel, and tech accessories. Society6 handles the production, shipping, and customer service, while artists earn royalties from their sales.

- Licensing Model - Marvel Cinematic Universe (MCU)<sup>12</sup>: The MCU is a highly successful example of a licensing model in the entertainment industry. Marvel Studios licenses its comic book characters and stories to film studios like Disney and Sony for the production of blockbuster movies. Through licensing agreements, these studios gain the rights to use Marvel's characters in their films, resulting in box office hits like "Avengers: Endgame" and "Spider-Man: No Way Home."
- Crowdfunding Model - Exploding Kittens<sup>13</sup>: Exploding Kittens is a card game that was launched through a crowdfunding campaign on Kickstarter. The game, created by Elan Lee, Matthew Inman, and Shane Small, raised over \$8 million from backers. Exploding Kittens is a strategic card game where players draw cards from a deck, trying to avoid drawing an exploding kitten card and be the last player standing. The success of the crowdfunding campaign helped propel Exploding Kittens to become one of the most popular card games worldwide.

To evaluate and select the right Business Model, you can follow the steps below: (ALESSANDRO HA AGGIUNTO ESEMPIO PER TEMPLATE)

- a. Understand Your Value Proposition: Identify the unique value your creative venture offers to customers and how it solves their needs or problems.
- b. Consider Revenue Streams: Evaluate potential revenue streams within your business model, including product sales, subscriptions, licensing, or advertising.
- c. Assess Market Fit: Determine how well your chosen business model aligns with your target market's preferences, behaviors, and willingness to pay.
- d. Analyze Cost Structure: Consider the costs associated with implementing and maintaining your chosen business model, including production costs, marketing expenses, and operational overhead.
- e. Test and Iterate: Be prepared to experiment with different business models and iterate based on feedback and market response. Flexibility and adaptability are key to refining your approach over time.

A useful tool to define the revenue model is "The Revenue Model Flowchart" by Board of Innovation.

<sup>12</sup> <https://www.marvel.com/movies>

<sup>13</sup> <https://www.explodingkittens.com/>

For the B2C model you can follow [this](#) link.

For the B2B model, you can follow [this](#) link.

By understanding the various types of business models, studying examples of successful implementations, and carefully evaluating the fit for your own venture, you can make informed decisions that contribute to the economic sustainability and long-term success of your creative endeavors.

### **Acknowledging Budget Constraints and Possibilities**

In the realm of creative entrepreneurship, acknowledging budget constraints and possibilities is paramount in ensuring the economic sustainability of projects. Understanding the financial parameters within which a venture operates not only allows entrepreneurs to plan realistically, aligning project objectives with available resources, but also empowers entrepreneurs to make informed decisions, prioritizing initiatives that offer the highest return on investment while identifying potential risks and developing strategies to mitigate financial challenges, ensuring project viability.

Some strategies for assessing budget limits and possibilities are:

- a. **Conduct a Comprehensive Financial Assessment:** Begin by evaluating the available budget and assessing the financial landscape of the project. Consider factors such as initial investment, ongoing expenses, and potential revenue streams.
- b. **Identify Essential Costs:** Determine the core expenses required to bring the project to fruition, including production costs, marketing expenses, overhead, and any other necessary expenditures.
- c. **Explore Cost-Effective Alternatives:** Look for opportunities to reduce costs without compromising quality. This could involve sourcing materials or services from affordable suppliers, leveraging technology for efficiency, or exploring alternative funding options.
- d. **Prioritize Investments:** Identify key areas where allocating budget resources will have the most significant impact on project success. Prioritize investments that align with project objectives and offer the highest potential for return on investment.
- e. **Plan for Contingencies:** Anticipate unexpected expenses or fluctuations in revenue by setting aside a contingency fund within the budget. This buffer can help mitigate risks and ensure project continuity in the face of unforeseen challenges.

It is also possible to analyze financial feasibility based on budget constraints through:

- a. Cost-Benefit Analysis<sup>14</sup>: Evaluate the potential benefits of the project against its projected costs to determine its financial feasibility. Assess whether the expected returns justify the investment and whether the project is financially sustainable in the long run.
- b. Break-Even Analysis<sup>15</sup>: Calculate the point at which the project's revenue equals its total costs to determine the break-even point. This analysis helps assess the project's viability and provides insights into the minimum level of sales required to cover expenses.
- c. Cash Flow Forecasting<sup>16</sup>: Develop a cash flow forecast to track the inflow and outflow of funds throughout the project lifecycle. This helps anticipate cash shortages or surpluses and enables proactive financial management to ensure project stability.
- d. Scenario Planning<sup>17</sup>: Consider different scenarios and potential outcomes based on varying budget constraints. Develop contingency plans for different financial scenarios to mitigate risks and ensure project resilience in dynamic environments.

By employing strategies to assess budget limits and possibilities, and analyzing the financial feasibility of their projects based on budget constraints, entrepreneurs can develop economically sustainable plans that maximize value creation while mitigating financial risks.

### Matching Budget to Activities

Effectively matching the budget to activities within a project is essential for ensuring economic sustainability and maximizing the return on investment in creative entrepreneurial ventures. This process involves aligning financial resources with the priorities, resource requirements, and expected returns of each activity.

To match Budget to Activities you can follow the process outlined below:

- a. Assess Activity Requirements: Begin by assessing the resource requirements and expected outcomes of each activity within the project. Consider factors such as manpower, materials, technology, and time needed to accomplish the task.

<sup>14</sup> <https://online.hbs.edu/blog/post/cost-benefit-analysis>

<sup>15</sup> <https://corporatefinanceinstitute.com/resources/accounting/break-even-analysis/>

<sup>16</sup>

<https://www.pwc.com/gx/en/services/entrepreneurial-private-business/small-business-solutions/blogs/preparing-a-cash-flow-forecast-simple-steps-for-vital-insight.html>

<sup>17</sup> <https://corporatefinanceinstitute.com/resources/financial-modeling/scenario-analysis/>

- b. **Prioritize Activities:** Identify the activities that are critical to achieving project objectives and those that offer the highest potential for return on investment. Prioritize resource allocation to these high-impact activities.
- c. **Allocate Budget Accordingly:** Allocate the budget based on the priority and resource requirements of each activity. Ensure that sufficient funds are allocated to critical tasks while optimizing resource utilization to maximize efficiency. To do so, you can use the following techniques:
  - i. **Priority-Based Allocation:** Allocate a larger portion of the budget to activities that are essential for achieving project goals or have a significant impact on project success. Prioritize funding for activities that directly contribute to revenue generation or market positioning.
  - ii. **Resource-Based Allocation:** Allocate budget resources based on the resource requirements of each activity. Assign more significant funds to activities that require substantial manpower, specialized equipment, or materials crucial for project execution.
  - iii. **Expected Returns Analysis:** Conduct a cost-benefit analysis to determine the expected returns on investment for each activity. Allocate budget resources proportionally to activities with higher expected returns or revenue-generation potential.
  - iv. **Incremental Budgeting:** Adopt an incremental budgeting approach where budget allocation is adjusted incrementally based on the progress and performance of each activity. Allocate additional funds to activities showing promising results or requiring additional resources to achieve desired outcomes.

By effectively matching the budget to activities within the project, creative entrepreneurs can optimize resource allocation, mitigate financial risks, and enhance project outcomes. Through priority-based, resource-based, expected returns-based and incremental budget allocation techniques, entrepreneurs can allocate budget resources strategically to maximize value creation and ensure economic sustainability in their ventures.

Examples of application of the budgeting allocation techniques explained above:

- o **Priority-Based Allocation:** In a film production project, key activities include scriptwriting, casting, and post-production editing. Since the success of the film relies heavily on its storyline and casting choices, priority-based allocation dictates that a larger portion of the budget should be allocated to scriptwriting and casting. These activities directly

influence the quality and appeal of the final product, thus justifying a higher allocation of resources compared to post-production editing.

- **Resource-Based Allocation:** In a graphic design project to create marketing materials for a new product launch, activities such as illustration, printing, and digital rendering require significant resources such as skilled designers, software tools, and printing materials. Resource-based allocation would allocate a larger portion of the budget to illustration and digital rendering, which require specialized skills and software tools. These activities are crucial for creating visually appealing marketing materials, thus justifying a higher allocation of resources.
- **Expected Returns Analysis:** A music album production project involves activities like recording, marketing, and distribution. Expected returns analysis involves estimating the potential revenue generation from each activity. After conducting a cost-benefit analysis, if marketing through social media campaigns is projected to yield the highest return on investment (ROI) compared to other promotional activities, a larger portion of the budget would be allocated to social media marketing to maximize ROI.
- **Incremental Budgeting:** A video game development project aims to create a new mobile game. During the initial stages, budget allocation is distributed evenly across game design, programming, and testing. As the project progresses and positive feedback is received from early testing phases, incremental budgeting involves reallocating additional funds to programming and testing to accelerate the development process. This adjustment ensures that activities with promising outcomes receive sufficient resources to achieve desired outcomes in the competitive gaming market.

## Implementing Sustainable Financial Practices

In creative entrepreneurial ventures, sustainable financial management is essential for long-term viability and stability.

Sustainable financial management in the creative industries involves the effective stewardship of financial resources to ensure the economic viability, growth, and resilience of creative ventures, encompassing practices that support profitability, innovation, and stakeholder value creation while promoting the artistic integrity, cultural relevance, and social impact of creative endeavors.

Key aspects of sustainable financial management in the creative industries include:

- **Budget Discipline:** Maintain discipline in budgeting practices by setting realistic financial goals, monitoring expenses, and adhering to budgetary constraints. Avoid overspending and prioritize investments that align with long-term strategic objectives.
- **Profitability and Revenue Diversification:** Ensuring that creative ventures generate sufficient revenue to sustain operations, invest in artistic innovation, and deliver value to stakeholders. This may involve diversifying revenue streams, such as through ticket sales, merchandise, licensing, subscriptions, or crowdfunding, to reduce dependence on any single source of income.
- **Cost Efficiency and Resource Optimization:** Managing costs effectively to maximize the impact of financial resources while minimizing waste and inefficiencies. This includes controlling production costs, optimizing marketing expenditures, and leveraging technology to streamline workflows and improve productivity without compromising artistic quality.
- **Financial Resilience and Risk Management:** Building financial resilience by maintaining healthy cash flow, managing debt levels prudently, and establishing contingency plans to mitigate financial risks. Creative ventures often face uncertainties such as fluctuating demand, market competition, or funding volatility, making proactive risk management essential for long-term sustainability.
- **Investment in Artistic Innovation:** Allocating resources towards artistic research, development, and experimentation to foster creativity, innovation, and differentiation. Sustainable financial management involves balancing short-term financial objectives with long-term artistic aspirations, investing in projects, talents, and initiatives that drive artistic excellence and market relevance.
- **Strategic Partnerships and Collaboration:** Leveraging strategic partnerships, alliances, and networks to access resources, expertise, and opportunities that complement and enhance the creative venture's capabilities. Collaborative ventures, co-productions, or joint marketing initiatives can help reduce costs, expand reach, and unlock new revenue streams while sharing risks and rewards with partners.
- **Financial Transparency:** Foster transparency in financial reporting and decision-making processes. Keep stakeholders informed about the financial health of the business, share key performance indicators, and solicit feedback to build trust and accountability.
- **Social Impact and Cultural Sustainability:** Incorporating considerations of social impact, cultural sustainability, and ethical values into financial decision-making processes. Sustainable financial management in the creative industries encompasses practices that promote diversity, inclusion, and responsible business practices, aligning financial goals with broader societal and cultural objectives.

To implement sustainable financial practices, it is possible to:

- a. **Establish Financial Policies:** Develop clear financial policies and procedures to guide financial decision-making and ensure consistency across the organization. Define roles and responsibilities, establish approval processes, and implement controls to prevent fraud or misuse of funds.
- b. **Invest in Financial Literacy:** Provide training and resources to enhance financial literacy among team members. Ensure that employees understand basic financial concepts, such as budgeting, cash flow management, and financial analysis, to empower them in making informed decisions.
- c. **Leverage Technology:** Embrace financial management tools and technologies to streamline processes, improve accuracy, and gain insights into financial performance. Utilize accounting software, budgeting platforms, and financial analytics tools to automate tasks and facilitate data-driven decision-making.
- d. **Engage Professional Expertise:** Seek advice from financial professionals, such as accountants, financial advisors, or consultants, to optimize financial strategies and ensure compliance with regulatory requirements. Tap into their expertise to identify opportunities for cost savings, tax optimization, or investment diversification.
- e. **Foster a Culture of Financial Responsibility:** Cultivate a culture of financial responsibility and accountability within the organization. Encourage open communication about financial matters, empower employees to contribute ideas for cost reduction or revenue generation, and recognize and reward prudent financial management practices.

It is important to monitor Financial Performance through:

- a. **Regular Evaluation:** Monitor financial performance regularly to track progress towards financial goals and identify areas for improvement. Review key financial metrics, such as revenue growth, profitability, and cash flow, to assess the health of the business and make informed decisions.
- b. **Adaptation to Changing Conditions:** Stay agile and adaptable in response to changing market conditions, economic trends, or internal factors that may impact financial performance. Adjust financial strategies, reallocate resources, or pivot business models as needed to maintain competitiveness and resilience.
- c. **Continuous Improvement:** Embrace a mindset of continuous improvement in financial management practices. Learn from past performance, analyze successes and failures, and iterate on financial strategies to enhance efficiency, effectiveness, and sustainability over time.

By implementing sustainable financial practices, creative entrepreneurs can build a solid foundation for long-term economic viability and stability in their ventures. Through disciplined budgeting, strategic investments, and proactive risk management, entrepreneurs can navigate financial challenges with confidence and adaptability, ensuring sustainable growth and success.

### **Assessing Mistakes and Opportunities in Budget Application**

Confidently assessing mistakes and seizing opportunities in budget application requires a proactive mindset and a commitment to continuous improvement.

At the end of a project, mistakes and opportunities can be found through:

- a. **Review Meeting:** Schedule a meeting after project completion to evaluate budget utilization and performance. Gather input from key stakeholders, analyze budget-related data, and identify areas for improvement.
- b. **SWOT Analysis:** Conduct a SWOT (Strengths, Weaknesses, Opportunities, Threats) analysis specifically focused on budget utilization. Identify strengths to leverage, weaknesses to address, opportunities for optimization, and potential threats to budget stability.
- c. **Benchmarking:** Compare budget utilization and performance against industry benchmarks or similar projects to gain insights into areas of excellence and areas needing improvement. Benchmarking helps identify best practices and opportunities for optimization.

It is important to adopt a growth mindset that views mistakes as opportunities for learning and growth, approaching budget-related challenges with curiosity and resilience, seeking insights that can inform future decision-making. To do so, you should:

- **Identify Root Causes:** When budget-related mistakes occur, take the time to identify the underlying causes. Was it due to inaccurate forecasting, unexpected expenses, or poor resource allocation? Understanding the root causes is crucial for implementing effective solutions.
- **Analyze Impact:** Assess the impact of budget-related mistakes on project outcomes, timelines, and overall financial health. Determine how deviations from the budget affected project performance and identify areas for improvement.
- **Extract Lessons:** Extract valuable lessons from budget-related mistakes to inform future budgeting practices. Consider what worked well, what could have been done differently, and how similar mistakes can be prevented in future projects.

It is also important to take ownership of budget-related outcomes and encourage accountability within the project team, creating a culture where team members feel empowered to identify mistakes, share insights, and collaborate on solutions for improvement. Some techniques to enable this are:

- a. **Continuous Monitoring:** Establish mechanisms for continuous monitoring of budget utilization throughout the project lifecycle. Regularly review budget vs. actual spending, identify areas of inefficiency or overspending, and seize opportunities for optimization.
- b. **Flexibility and Adaptability:** Remain flexible and adaptable in budget management, especially when unexpected opportunities arise or circumstances change. Be prepared to reallocate resources, adjust spending priorities, or seize new opportunities that align with project objectives.
- c. **Proactive Problem-Solving:** Encourage proactive problem-solving among team members to address budget-related challenges in real-time. Empower team members to propose innovative solutions, streamline processes, and optimize resource utilization to maximize project value.

Through continuous monitoring, flexibility, and proactive problem-solving, entrepreneurs can conduct analyses to identify areas for improvement and make necessary adjustments for future projects.

## Conclusion

In conclusion, this chapter underscores the fundamental significance of selecting the right business model and managing budgets effectively to ensure economic sustainability in creative entrepreneurial ventures.

Key points:

- **Understanding Business Models:** Explore various business models applicable to the creative sector such as subscription, freemium, marketplace, licensing, and crowdfunding. Assess your venture's unique value proposition, revenue streams, market fit, and cost structure to choose the most suitable business model.
- **Acknowledging Budget Constraints:** Be proactive in assessing budget limits and possibilities to ensure project viability. Conduct comprehensive financial assessments, identify essential costs, explore cost-effective alternatives, prioritize investments, and plan for contingencies.

- **Matching Budget to Activities:** Allocate budget resources strategically to maximize value creation and ensure economic sustainability. Utilize techniques like priority-based allocation, resource-based allocation, expected returns analysis, and incremental budgeting to align budget with critical tasks and resource requirements.
- **Implementing Sustainable Financial Practices:** Foster sustainable financial management practices to promote long-term viability and stability. Establish financial policies, invest in financial literacy, leverage technology, engage professional expertise, foster a culture of responsibility, and monitor financial performance regularly.
- **Assessing Mistakes and Opportunities in Budget Application:** Embrace a growth mindset and learn from budget-related mistakes and opportunities. Conduct thorough reviews, analyze root causes of mistakes, evaluate their impact, extract valuable lessons, and encourage continuous monitoring, flexibility, and proactive problem-solving.

#### 4) MONITOR YOUR PROGRESS AND BE READY FOR CHANGES

##### Introduction

Creative industries are known for their fluidity, with trends, consumer preferences, and technological advancements constantly shifting. As such, entrepreneurs must continuously assess their progress, remain vigilant to changes in the market, and adjust their strategies accordingly to stay relevant and competitive.

In this chapter, we will delve into the essential role of monitoring progress and readiness for change in creative entrepreneurship. By understanding and applying the principles outlined in this chapter, entrepreneurs can effectively navigate challenges, capitalize on opportunities, and steer their ventures toward long-term success.

By the end of this chapter, participants:

- will be able to identify techniques that can help to change what was previously planned on the spot
- will examine unforeseen events, and meet both the deadlines and the budget
- will change attitude to better cope with the changes in plans

## Techniques for Monitoring Progress

Key Performance Indicators (KPIs) are measurable metrics used to assess the performance of an organization, project, team, or individual. They are aligned with specific goals and objectives and provide insight into overall performance, guiding decision-making and improvement efforts. KPIs vary depending on the context but are crucial for tracking progress, identifying areas for improvement, and ensuring success. KPIs should be measurable, relevant, and time-bound, allowing for objective evaluation of progress and performance.

To identify KPIs, you can follow the steps below:

- **Define KPIs Aligned with Objectives:** For each strategic objective, identify the KPIs that will indicate progress and success. KPIs should directly measure the performance or outcomes related to the objective. Ensure that each KPI is quantifiable and actionable.
- **Consider Leading and Lagging Indicators:** Leading indicators predict future performance, while lagging indicators measure past performance. Balance your KPIs between leading indicators (predictive) and lagging indicators (reflective) to provide a comprehensive view of performance.
- **Determine Measurement Methodologies:** Specify how each KPI will be measured and tracked. This could involve collecting data from various sources such as sales reports, customer surveys, website analytics, or financial statements. Define the frequency of measurement and responsible parties for data collection. Some best practices are:
  - Schedule periodic performance reviews to evaluate progress against predefined KPIs and project milestones.
  - Analyze performance data, identify trends, and assess deviations from planned objectives.
  - Use performance reviews as opportunities for constructive feedback, goal setting, and course correction.
  - Establish channels for collecting feedback from customers, stakeholders, and team members throughout the project lifecycle.
  - Actively solicit input on product features, user experience, and overall satisfaction to identify areas for improvement.
  - Incorporate feedback into decision-making processes and iterate on product or service offerings based on user insights.
- **Set Targets and Benchmarks:** Establish realistic targets or benchmarks for each KPI based on historical performance, industry standards, or organizational objectives. Targets should be challenging yet achievable, motivating teams to strive for continuous improvement.

- **Communicate and Cascade KPIs:** Ensure that all relevant stakeholders are aware of the selected KPIs, their importance, and the targets set for each. Cascade KPIs throughout the organization, aligning them with departmental or team goals to foster accountability and alignment.

Maintaining accurate documentation is important to ensure transparency and accountability, to inform future projects and improve processes and to facilitate accessibility and collaboration.

By implementing these techniques for monitoring progress, setting meaningful KPIs, and maintaining accurate records, creative entrepreneurs can gain valuable insights into their ventures' performance, identify areas for improvement, and adapt proactively to changes in the competitive landscape. Effective monitoring enables entrepreneurs to steer their ventures toward success while remaining responsive to evolving market dynamics and customer needs.

Example of Key Performance Indicators (KPIs) tailored to a Fashion Design House:

- **Define KPIs Aligned with Objectives:**
  - **Sales Revenue:** Measure the financial performance of fashion collections through sales revenue and profitability.
  - **Brand Awareness:** Track metrics such as social media followers, website traffic, and media mentions to assess brand visibility and recognition.
  - **Fashion Show Attendance:** Monitor the attendance and reception of fashion shows to gauge industry interest and audience engagement.
- **Consider Leading and Lagging Indicators:**
  - **Leading Indicators:** Social media followers, website traffic growth rate, and media mentions anticipation can predict future brand awareness and sales revenue.
  - **Lagging Indicators:** Actual sales revenue generated from fashion collections, the number of social media followers gained, and the actual attendance at fashion shows reflect past performance.
- **Determine Measurement Methodologies:**
  - **Sales Revenue:** Collect data from sales reports, analyzing revenue generated from each fashion collection.
  - **Brand Awareness:** Utilize social media analytics tools, website traffic analysis tools, and media monitoring services to track relevant metrics.
  - **Fashion Show Attendance:** Record attendance numbers and gather feedback from attendees through surveys or post-event analysis.
- **Set Targets and Benchmarks:**

- Sales Revenue: Set targets for revenue generated from each fashion collection, considering past performance and market trends.
- Brand Awareness: Establish benchmarks for social media follower growth, website traffic increase, and media mentions based on industry standards and competitive analysis.
- Fashion Show Attendance: Define targets for attendance numbers and audience engagement metrics, aiming for incremental growth over time.
- Communicate and Cascade KPIs:
  - Share the selected KPIs and their importance with relevant stakeholders, including designers, marketing teams, and senior management.
  - Ensure alignment of KPIs with departmental or team goals to foster accountability and alignment with the overall objectives of the Fashion Design House.
  - Regularly communicate progress towards KPI targets and provide updates on performance to maintain visibility and transparency across the organization.

## Interpreting Results and Identifying Changes

Once progress has been monitored and data collected, it's crucial to interpret the results effectively to drive meaningful changes and improvements in creative entrepreneurial ventures.

There are several techniques that can be used to analyze the data collected and they can be grouped in four categories:

- Descriptive Analytics<sup>18</sup>: Descriptive analytics entails analyzing past data to gain an understanding of historical occurrences. It encompasses summarizing past data and extracting insights regarding patterns, trends, and significant metrics.
- Diagnostic Analytics<sup>19</sup>: Diagnostic analytics extends beyond descriptive analytics by aiming to ascertain the reasons behind past events. It involves a thorough examination of data to pinpoint the root causes contributing to a specific outcome.

<sup>18</sup> [▶ LESSON 47 – DESCRIPTIVE STATISTICS: THE THREE METHODS OF ANALYSING DATA DESCRIPTIVELY ;](#)

[▶ What is Descriptive Analytics | Data Analytics | Techcanvass ;](#)

<https://online.hbs.edu/blog/post/descriptive-analytics>

<sup>19</sup> [https://online.hbs.edu/blog/post/diagnostic-analytics;](https://online.hbs.edu/blog/post/diagnostic-analytics)

[▶ What is Diagnostic Analytics | Data Analytics | Techcanvass ;](#)

<https://www.youtube.com/playlist?list=PLTJTBoU5HOCTLB0siMOHYBaQkfWKdgd6q>

- Predictive Analytics<sup>20</sup>: Predictive analytics employs historical data and statistical methodologies to forecast future events or outcomes. By identifying patterns and correlations within the data, it endeavors to estimate potential future occurrences.
- Prescriptive Analytics<sup>21</sup>: Prescriptive analytics advances data analysis by offering specific recommendations to enhance outcomes based on predictive models and organizational goals. Utilizing sophisticated algorithms, optimization strategies, and simulations, it provides actionable insights for decision-making

Once data has been analyzed and interpreted, it is important to devise change management strategies:

- Develop a change management plan<sup>22</sup> to guide the implementation of proposed changes effectively.
- Define roles and responsibilities, establish timelines, and allocate resources necessary for implementing changes.
- Communicate change initiatives to the entire project team, providing clarity on expectations and fostering buy-in.
- Monitor the implementation process, track progress, and address any challenges or resistance to change proactively.
- Evaluate the impact of implemented changes on project performance and adjust strategies as needed.


Changes and continuous improvement should always be welcomed. It is advisable to:

- Embrace a culture of continuous improvement, where feedback, learning, and adaptation are valued.
- Encourage iterative cycles of monitoring, analysis, and adjustment to refine project plans and optimize performance.

20


<https://cloud.google.com/learn/what-is-predictive-analytics;>

 How to Select the Correct Predictive Modeling Technique | Machine Learning Training | Edure... ;

 What Is Predictive Analytics | How Does Predictive Analytics Work | Data Analytics | Simplilearn

21

<https://online.hbs.edu/blog/post/prescriptive-analytics;>  What is Prescriptive Analytics? ;

 What Is Prescriptive Analytics? Here's Everything You Need to Know

22

<https://www.indeed.com/career-advice/career-development/change-management-plan-template#:~:text=A%20change%20management%20plan%20is,how%20those%20requests%20are%20assessed.>

- Celebrate successes and learn from failures, using insights gained to inform future decision-making and project planning.
- Foster a growth mindset among team members, encouraging experimentation, innovation, and resilience in the face of change.

By effectively interpreting results from progress monitoring activities, analyzing data, and identifying areas for improvement, creative entrepreneurs can drive positive changes in their ventures, enhance project outcomes, and adapt to evolving market dynamics. Through clear communication, collaborative decision-making, and proactive change management, entrepreneurs can navigate challenges with confidence and achieve sustainable success in their entrepreneurial endeavors.

### **Changing What Was Previously Planned on the Spot**

In the dynamic landscape of creative entrepreneurial ventures, the ability to adapt and respond to changing circumstances is paramount to project success. Unforeseen events, market shifts, and unexpected challenges are inevitable in creative entrepreneurial projects. Being adaptable allows entrepreneurs to maintain momentum, overcome obstacles, and seize opportunities as they arise. Adaptability fosters resilience, agility, and innovation, enabling projects to thrive in dynamic and uncertain environments.

To be able to make swift adjustments, you should:

- **Stay Informed:** Keep a pulse on project progress, market trends, and external factors that may impact project objectives.
- **Flexibility in Planning:** Design project plans with built-in flexibility, allowing for adjustments based on evolving circumstances.
- **Rapid Decision-Making:** Empower team members to make quick decisions in response to changing conditions, minimizing delays and bottlenecks.
- **Resource Reallocation:** Allocate resources dynamically to address emerging priorities or urgent needs, ensuring optimal resource utilization.
- **Agile Methodologies:** Adopt agile project management methodologies that emphasize iterative planning, adaptive processes, and continuous improvement.
- **Scenario Planning:** Anticipate potential scenarios and develop contingency plans to mitigate risks and capitalize on opportunities as they arise.

Examples of situations where changes are needed and how they are implemented:

- A software development startup encounters a critical bug in its product just before a scheduled launch. The team quickly reassigns resources to address the issue, prioritizing bug fixes and delaying non-essential features to meet the launch deadline.
- An e-commerce retailer experiences a surge in demand for a particular product following a viral social media post. The company swiftly adjusts inventory levels, ramps up production, and reallocates marketing budgets to capitalize on the opportunity and maximize sales.
- A small design agency wins a high-profile client project with tight deadlines and complex requirements. The team adopts an agile approach, conducting daily stand-up meetings, frequent client check-ins, and iterative feedback loops to deliver the project on time and exceed client expectations.

In creative entrepreneurial ventures, the ability to change what was previously planned on the spot is essential for navigating uncertainties and driving project success. By staying informed, maintaining flexibility in planning, and adopting agile methodologies, entrepreneurs can make swift adjustments to project plans, seize opportunities, and overcome challenges effectively.

### **Examining Unforeseen Events and Meeting Deadlines and Budget**

In the realm of creative entrepreneurial ventures, unforeseen events can disrupt project timelines and budgets too.

To examine unforeseen events, the following strategies can be devised:

- **Anticipate Potential Risks:** Conduct a thorough risk assessment at the outset of the project to identify potential threats to timelines and budgets. Consider factors such as market volatility, resource constraints, technological challenges, and external dependencies.
- **Monitor External Factors:** Stay vigilant of external factors that may impact project progress, such as changes in regulatory requirements, shifts in consumer behavior, or disruptions in supply chains. Keep a pulse on industry trends and emerging risks to proactively address potential challenges.
- **Establish Contingency Plans<sup>23</sup>:** Develop contingency plans to mitigate the impact of unforeseen events on project timelines and budgets. Identify alternative approaches,

23

[https://www.forbes.com/advisor/business/contingency-plan/;](https://www.forbes.com/advisor/business/contingency-plan/)

<https://blog.hubspot.com/service/contingency-planning>

backup resources, and emergency protocols to address unexpected challenges as they arise.

To mitigate impact on timelines and budgets, it is possible to:

- **Prioritize Tasks:** In response to unforeseen events, prioritize tasks based on their criticality to project objectives and their potential impact on timelines and budgets. Focus resources on high-priority activities that align with project goals and deliver the most significant value.
- **Reallocate Resources:** Assess resource availability and reallocate personnel, finances, or materials as needed to address urgent needs and mitigate delays. Be flexible in reallocating resources to ensure optimal utilization and maintain project momentum.
- **Renegotiate Deadlines/Budgets:** When unforeseen events threaten project deadlines or budgets, initiate proactive discussions with stakeholders to renegotiate expectations. Communicate openly about challenges, propose revised timelines or budgets, and collaborate on solutions that balance project constraints with realistic outcomes.

While striving to meet project objectives within constraints, maintain flexibility in adapting to changing circumstances and adjusting plans accordingly. Embrace agile methodologies that prioritize responsiveness, collaboration, and continuous improvement. Align project objectives with constraints, balancing ambition with pragmatism to deliver value within realistic parameters. Communicate transparently with stakeholders about the trade-offs involved and manage expectations proactively to foster trust and collaboration.

By examining unforeseen events, prioritizing tasks, reallocating resources, and renegotiating deadlines or budgets when necessary, creative entrepreneurs can mitigate the impact of disruptions and maintain progress towards project objectives. Through flexibility, collaboration, and objective alignment, entrepreneurs can navigate uncertainties while still striving to meet project goals within constraints.

### **Changing Attitudes to Cope with Plan Changes**

For creative adults, the right mindset, techniques, and strategies are necessary to cope with unexpected twists and turns in our creative endeavors.

Creative projects often evolve, so it's crucial to embrace flexibility and be open to adjusting your plans as needed. Keep an open mind and be willing to pivot when necessary. Developing

resilience is also key to bouncing back stronger. Surround yourself with supportive peers, practice self-care, and focus on finding solutions rather than dwelling on problems.

Instead of seeing setbacks as failures, view them as opportunities to learn and grow. Each challenge presents a chance to improve your skills and approach, moving you closer to your creative goals. When faced with unexpected changes, approach them with creativity and purpose. Look for alternative paths that align with your vision, and be open to exploring new opportunities that arise.

Incorporate mindfulness techniques<sup>24</sup> like meditation or deep breathing to stay centered and focused during uncertain times. Being present and calm can help you make clearer decisions and navigate changes more effectively. Instead of dwelling on problems, channel your energy into finding solutions. Approach challenges with a can-do attitude, collaborating with others and brainstorming creative ways to overcome obstacles. Take time to celebrate the small victories and milestones along your creative journey. Recognize your achievements and those of your fellow creatives, fostering a positive environment that fuels motivation and resilience.

By embracing flexibility, resilience, and a positive attitude, creative adults can navigate changes in project plans with confidence and adaptability. Through mindfulness, solution-oriented thinking, and celebrating progress, you can thrive in the face of uncertainty and achieve your creative aspirations.

## Conclusion

In the dynamic world of creative entrepreneurship, the ability to monitor progress and adapt to changes is vital for sustained success. Throughout this chapter, we have explored the critical importance of actively monitoring progress and remaining flexible in the face of evolving circumstances within creative entrepreneurial ventures. By understanding and applying the principles outlined here, entrepreneurs can effectively navigate challenges, capitalize on opportunities, and steer their ventures toward long-term success.

### Key Takeaways:

- **Monitoring Progress:** We discussed various techniques and tools for monitoring progress, setting key performance indicators (KPIs), and tracking project milestones in real-time.

---

<sup>24</sup> <https://www.nhs.uk/every-mind-matters/mental-wellbeing-tips/what-is-mindfulness/>

Establishing clear KPIs, utilizing project management tools, and implementing agile methodologies are essential for effective progress monitoring.

- **Interpreting Results:** Once progress has been monitored and data collected, interpreting the results effectively is crucial. Analyzing data, identifying trends, and prioritizing areas for improvement are key steps in driving meaningful changes and improvements in creative entrepreneurial ventures.
- **Embracing Change:** The ability to adapt and respond to changing circumstances is paramount in creative entrepreneurship. By being adaptable, making swift adjustments to project plans, and mitigating the impact of unforeseen events on project timelines and budgets, entrepreneurs can thrive in dynamic environments.
- **Cultivating a Positive Mindset:** Lastly, we explored the mindset required for effectively coping with changes in project plans. By embracing flexibility, resilience, and a positive attitude, creative adults can navigate changes with confidence and adaptability, ultimately achieving their creative aspirations.

## 5) VISION DEVELOPMENT

### Introduction

At the heart of every successful project lies a clear and compelling vision that serves as a guiding light, inspiring action and galvanizing efforts towards a common goal. Vision development is the process of articulating this overarching objective, defining the desired outcomes, and charting a strategic course to realize the vision. Whether embarking on a creative endeavor, launching a business venture, or leading a team, a well-defined vision provides clarity of purpose and serves as a roadmap for progress and innovation.

Throughout this chapter, we will focus on the multifaceted aspects of vision development, exploring the tools, techniques, and mindset required to transform vision into reality. From identifying available resources and assessing feasibility to setting SMART goals and navigating challenges, each stage of the vision development process will be examined in detail. By understanding the key components of vision development and mastering the art of strategic planning, individuals and teams can unlock their full potential and achieve remarkable outcomes.

By the end of this chapter, participants:

- will be able to gain familiarity with vision statements and vision communication, map their vision, gain awareness of potential barriers and challenges
- will apply strategic thinking and planning, coincide creativity and innovation, master emotional intelligence, perfect time management, create effective visualizations
- will think with ambition and aspiration, make persistence and determination key to their work, increase their confidence, learn with a forward looking mindset, work with passion and enthusiasm

## Understanding Vision Statements

Vision statements serve as vital compasses for navigating the creative journey, guiding individuals toward their artistic aspirations and long-term objectives. They encapsulate the essence of one's creative ambitions, providing clarity of purpose and igniting the drive needed to bring creative visions to life.

Unlike mission statements, which define the actions to implement in the present, and purpose statements, which define the reasons why you do something, vision statements refer to the future state one aims to achieve creatively, embodying aspirations, values, and artistic identity.<sup>25</sup>

Examples of vision, mission and purpose statements for musicians:

- Vision: "To envision a future where our music transcends time and space, resonating with audiences worldwide, embodying our artistic identity, and reflecting our core values of authenticity, innovation, and cultural diversity."
- Mission: "Our mission is to passionately create and share music that speaks to the human experience, transcending boundaries and inspiring connection. Through our performances, recordings, and collaborations, we aim to cultivate a vibrant community of listeners who find solace, inspiration, and joy in our artistry."
- Purpose: "As musicians, our purpose is to use our creative expression as a tool for positive change, fostering empathy, understanding, and unity among diverse communities. We believe in the transformative power of music to evoke emotion, provoke thought, and inspire action, and we are dedicated to harnessing our talents to contribute meaningfully to the cultural landscape and leave a lasting legacy of artistic excellence."

25

<https://www.forbes.com/sites/forbescoachescouncil/2020/03/04/vision-mission-and-purpose-the-difference/>

For creative adults, vision statements serve as potent motivators, fueling inspiration and providing a roadmap for artistic exploration. By articulating a clear vision of their creative aspirations, vision statements empower creative adults to make intentional decisions, prioritize their efforts, and stay true to their artistic voice.

Crafting a compelling vision statement as a creative adult involves introspection, creativity, and a deep understanding of one's artistic journey. Here's a step-by-step guide tailored to the creative process:

- Reflect on your artistic passions, values, and long-term aspirations.
- Envision the creative legacy you wish to leave behind and the impact you aspire to make on the world.
- Identify recurring themes, motifs, and artistic influences that define your creative identity.
- Distill your artistic vision into a succinct statement that captures the essence of your creative aspirations and values.
- Ensure alignment between your vision statement and your artistic goals, values, and desired impact.
- Refine your vision statement iteratively, allowing it to evolve alongside your artistic journey and personal growth.

Aligning your overarching vision with your goals (see Chapter [“SET SHORT TO LONG TERM GOALS, ORGANIZING THEM IN A WELL PLANNED PROJECT”](#)) is crucial for maintaining focus, motivation, and coherence in your creative endeavors. By ensuring that each goal contributes to the realization of your broader aspirations, you create a roadmap that guides your actions and decisions effectively. Regularly revisit your vision and goals to ensure alignment and make adjustments as your creative journey evolves.

## Vision Communication

Effectively communicating your vision is paramount for rallying support, inspiring collaboration, and mobilizing resources towards its realization. Behind the success of the biggest companies lies how they communicated their vision, being it through verbal, written or visual communication<sup>26</sup>.

Some strategies for effective communication are:

<sup>26</sup>  How great leaders inspire action | Simon Sinek | TED

- Clarity and Conciseness: Clearly articulate the vision using simple language and compelling imagery to avoid ambiguity.
- Storytelling: Craft a narrative illustrating the journey from the current state to the envisioned future, highlighting key milestones and challenges overcome.
- Visual Representation: Utilize sketches, diagrams, or mood boards to complement verbal communication and enhance comprehension.
- Active Listening: Foster open dialogue and feedback to understand stakeholders' perspectives and ensure alignment.
- Lead by Example: Demonstrate commitment, passion, and authenticity, serving as a role model for others.
- Connect with Emotion: Appeal to audience emotions and values to forge emotional connections that inspire action.
- Empower and Involve: Encourage stakeholders and team members to contribute their ideas and creativity.
- Celebrate Progress: Recognize and celebrate milestones and achievements, reinforcing a sense of progress and shared accomplishment.

By employing these strategies for effective vision communication, creative adults can foster alignment, enthusiasm, and commitment among stakeholders and team members, driving collective action towards the realization of their creative aspirations. Embrace the power of storytelling, leverage diverse communication channels, and cultivate a culture of collaboration and empowerment to bring your vision to life with impact and purpose.

## Mapping the Vision

Vision mapping serves as a powerful tool for creative adults to visualize and organize the steps needed to bring their visions to life.<sup>27</sup>

Vision mapping involves the creation of a visual representation that outlines the journey from the current state to the desired future state envisioned by creative individuals. It serves as a roadmap that identifies key milestones, tasks, and dependencies required to achieve the vision.

27

<https://www.forbes.com/sites/forbescoachescouncil/2023/06/19/create-a-visioning-journey-map-to-help-your-organization-thrive/>

Vision mapping clarifies priorities by highlighting the most critical milestones and objectives required to achieve the vision. It provides a structured framework for decision-making and resource allocation, ensuring efforts are directed towards high-impact activities.

By mapping out the steps needed to achieve the vision, individuals can identify the resources, skills, and support needed at each stage of the journey. This allows for proactive resource planning and allocation, minimizing bottlenecks and ensuring smooth progress.

Vision mapping enables individuals to track progress effectively, monitor milestone completion, and identify any deviations from the planned trajectory. It facilitates ongoing evaluation and adjustment of strategies to ensure alignment with the vision and its objectives.

To create a visual representation, you should:

- **Define the Vision:** Begin by clearly defining your vision, articulating the desired outcomes, objectives, and impact you aim to achieve. Identify the core elements and values that underpin your vision, serving as the foundation for the mapping process.
- **Identify Key Milestones:** Break down your vision into manageable milestones or objectives that mark significant progress towards its realization. These milestones should be specific, measurable, achievable, relevant, and time-bound (SMART), providing clear targets for progress assessment.
- **Map Dependencies and Relationships:** Identify dependencies and relationships between different milestones or tasks, outlining the sequence of activities and the interdependencies among them. Consider factors such as resource requirements, time constraints, and external dependencies that may impact progress.

Vision mapping empowers creative adults to transform their aspirations into actionable plans, providing a clear roadmap for navigating the complexities of realizing their visions. By visualizing key milestones, dependencies, and priorities, individuals can effectively manage progress, identify resource needs, and stay focused on the journey towards their desired future state.

## Overcoming Barriers and Challenges

Embarking on the journey to realize a vision is not without its obstacles. Limited financial resources, time constraints, or inadequate access to necessary tools and materials can hinder progress towards realizing the vision. Also resistance from stakeholders, team members, or even internal doubts and fears can pose significant barriers to implementing new ideas and initiatives.

Finally, unexpected disruptions, market shifts, or external factors beyond one's control may derail progress and challenge the viability of the vision.

Some strategies for overcoming obstacles include:

- **Resource Mobilization:** Identify available resources and find creative ways to maximize their use. Explore alternative funding sources, partnerships, and networks to acquire necessary resources.
- **Communication and Collaboration:** Foster open communication and collaboration with stakeholders to address resistance to change. Listen to concerns, provide clarity on the vision, and involve others in decision-making to gain support.
- **Risk Management:** Anticipate potential risks and develop plans to mitigate their impact. Conduct scenario planning and establish protocols for responding to unforeseen events.
- **Adaptability and Flexibility:** Cultivate adaptability and flexibility to navigate setbacks or challenges. Embrace a growth mindset and be willing to adjust plans as needed to stay aligned with the vision.
- **Mindfulness and Self-Care:** Prioritize self-care and mental well-being to maintain resilience. Practice mindfulness, engage in rejuvenating activities, and seek support when necessary.
- **Learning from Setbacks:** View setbacks as learning opportunities. Reflect on lessons learned and use insights to strengthen future endeavors.
- **Seeking Support:** Don't hesitate to seek support from peers, mentors, or networks. Share experiences, seek advice, and leverage collective wisdom to overcome obstacles.

In the pursuit of realizing a vision, challenges and obstacles are inevitable. However, by proactively identifying barriers, implementing strategies for overcoming them, and cultivating resilience and adaptability, creative adults can navigate setbacks with confidence and continue making progress towards their aspirations.

## Conclusion

In this chapter, we've explored the transformative power of vision development for creative adults.

Summary of Key Points:

- Reflect on personal passions and values to articulate a compelling vision statement that aligns with long-term aspirations and values in the creative field.

- Utilize clarity, storytelling, and visual representation to communicate the vision effectively, fostering collaboration and involvement of stakeholders.
- Define SMART goals, identify milestones, and allocate resources effectively through vision mapping, enabling proactive progress monitoring and adaptation.
- Mobilize resources creatively, foster communication and collaboration, anticipate risks, prioritize self-care, and view setbacks as learning opportunities to navigate obstacles effectively on the path to realizing creative aspirations.

## 6) PERSONAL VALUES

### Introduction

At the core of every artist's journey lies a unique set of personal values that define their artistic identity and influence their creative process. These values encompass beliefs, principles, and ideals that resonate deeply with the individual, shaping their artistic vision, aesthetic preferences, and thematic explorations. Understanding one's personal values is essential for artists seeking authenticity and purpose in their creative pursuits, providing a compass to navigate the vast landscape of artistic expression.

Throughout this chapter, we will focus on the process of identifying, evaluating, and integrating personal values into professional domains within the realm of artistic practice. By examining the interplay between personal values and professional decisions, we aim to empower artists to align their artistic endeavors with their core beliefs and aspirations.

By the end of this chapter, participants:

- will be able to understand the concept of personal value value congruence, and strategies for integrating values into decision making
- will self reflect, make valuable decisions, listen actively and with empathy, negotiate, gain intercultural competences, employ leadership strategies, master critical thinking
- will work with an open mind, respect their authenticity, accept their responsibility, work with resilience, work proactively, achieve a positive impact.

### Understanding Personal Values

Personal values are the foundational beliefs and principles that shape our attitudes, behaviors, and decision-making processes. For creative adults, understanding these values is essential for

aligning their artistic pursuits with their authentic selves and finding fulfillment in their creative endeavors.

Personal values represent what is important to us at a fundamental level. They guide our choices and actions, influencing how we interact with others, prioritize our time and resources, and navigate the complexities of life. These values serve as guiding principles that define who we are, what we stand for, and what we aspire to achieve.

Personal values play a pivotal role in shaping artistic identity and driving creative decisions. They serve as a compass, helping creative adults stay true to their authentic selves amidst external pressures and expectations. By aligning their creative pursuits with their core values, individuals can infuse their work with authenticity, meaning, and purpose, leading to greater satisfaction and fulfillment.

Various frameworks exist for identifying and categorizing personal values, each offering insights into the core principles that guide individuals' lives. Some common frameworks<sup>28</sup> include:

- Schwartz's Theory of Basic Human Values: This theory identifies ten universal values that are present across cultures, ranging from self-enhancement (e.g., achievement, power) to self-transcendence (e.g., benevolence, universalism).<sup>29</sup>
- Character Strengths and Virtues<sup>30</sup>: Based on positive psychology research, this framework categorizes personal values into six broad virtues (wisdom, courage, humanity, justice, temperance, transcendence) and 24 character strengths, such as creativity, perseverance, and kindness.
- Personal Values Assessment<sup>31</sup>: Various self-assessment tools and exercises, such as values clarification exercises or values cards, help individuals explore and prioritize their personal values based on their unique experiences, beliefs, and aspirations.

<sup>28</sup> <https://positivepsychology.com/values-questionnaire/>

<sup>29</sup>

<https://medium.com/@alvise.nudge/practical-applications-of-schwartzs-theory-of-basic-human-values-332da0879d19#:~:text=Schwartz's%20Theory%20of%20Basic%20Human%20Values%20offers%20a%20universal%20model,tradition%2C%20conformity%2C%20and%20security;>

<https://scholarworks.gvsu.edu/cgi/viewcontent.cgi?article=1116&context=orpc>

<sup>30</sup>

[https://positivepsychology.com/classification-character-strengths-virtues/;](https://positivepsychology.com/classification-character-strengths-virtues/)

<https://www.viacharacter.org/character-strengths>

<sup>31</sup> <https://personalvalu.es/>

For creative adults, reflecting on personal values involves introspection and self-awareness to understand what truly matters to them in their creative pursuits. Here are some guiding questions to facilitate this reflection:

- What principles or beliefs guide my creative expression and decision-making?
- What aspects of my creative work resonate most deeply with my personal values?
- How do my values influence the themes, messages, and styles in my artistic endeavors?
- In what ways do I prioritize authenticity, integrity, and alignment with my values in my creative process?
- How can I leverage my values to create meaningful and impactful art that reflects who I am and what I stand for?

By engaging in this reflective process, creative adults can gain deeper insights into their personal values and their significance in shaping their creative identity and artistic practice. This understanding empowers them to make intentional choices, pursue projects that resonate with their values, and find fulfillment in their creative journey.

### Exploring Value Congruence

Value congruence refers to the alignment between an individual's personal values and the values inherent in their chosen pursuits, whether in artistic endeavors or professional domains.

When individuals' actions and choices align with their deeply held values, they experience a sense of authenticity, purpose, and meaning in their lives. Value congruence fosters a sense of coherence and integrity, allowing individuals to live in harmony with their beliefs and principles. In the realm of creative expression, aligning one's artistic pursuits with their personal values enhances creativity, motivation, and engagement, leading to greater satisfaction and fulfillment in the creative process.

Example of an Artist and Social Activist<sup>32</sup>: Consider an artist who values social justice and equality. By incorporating themes of activism and social commentary into their artwork, they not only express their personal values but also engage audiences in meaningful dialogue and advocacy.

32

[https://www.researchgate.net/publication/339758585\\_Review\\_of\\_Art\\_as\\_Social\\_Action\\_An\\_Introduction\\_to\\_the\\_Principles\\_and\\_Practices\\_of\\_Teaching\\_Social\\_Practice\\_Art](https://www.researchgate.net/publication/339758585_Review_of_Art_as_Social_Action_An_Introduction_to_the_Principles_and_Practices_of_Teaching_Social_Practice_Art);

<https://www.sciencedirect.com/science/article/pii/S1877042812033241>;

<https://www.cornell.edu/video/politics-art-free-expression>;

<https://lorrainewilke.medium.com/the-politics-of-art-should-artists-keep-their-opinions-to-themselves-15bd121631b1>

This alignment between their artistic vision and personal values fuels their passion and drives their success as both an artist and a social advocate.

To assess the alignment between personal values and chosen artistic endeavors or professional domains, creative adults can engage in reflective exercises and self-assessment techniques:

- **Values Clarification:** Reflect on the core values that drive your creative expression and professional pursuits. Identify the themes, principles, and beliefs that resonate most deeply with you and guide your decision-making process.
- **Artistic Manifesto<sup>33</sup>:** Write a manifesto or statement of principles that outlines your artistic philosophy, vision, and values. Evaluate whether your artistic practice aligns with the values articulated in your manifesto and consider adjustments or realignments as needed.
- **Feedback and Reflection:** Seek feedback from peers, mentors, or audiences on the alignment between your creative work and your personal values. Reflect on their insights and perspectives to gain clarity on areas of congruence or potential mismatches.

By exploring value congruence and assessing the alignment between personal values and chosen pursuits, creative adults can cultivate a sense of authenticity, purpose, and fulfillment in their creative endeavors. Embracing value congruence allows individuals to harness their unique strengths, talents, and passions to create meaningful and impactful art that reflects who they are and what they stand for.

### **Integrating Values into Decision Making**

For creative adults, integrating personal values into decision-making processes is essential for ensuring alignment between actions and deeply held beliefs. By infusing decisions with personal values, individuals can cultivate authenticity, integrity, and fulfillment in both their artistic and professional pursuits. Ethical considerations in decision making include:

- **Artistic Integrity:** Uphold ethical standards and moral principles in artistic expression, ensuring that your creative work reflects honesty, authenticity, and respect for artistic integrity. Avoid compromising your values for the sake of commercial success or societal approval, staying true to your artistic vision and personal convictions.

33

<https://www.royalacademy.org.uk/article/ten-game-changing-manifestos;>  
<https://mylo.utas.edu.au/d2l/lor/viewer/viewFile.d2lfile/6607/107978,1/handouts/manifesto/Tips%20for%20writing%20your%20manifesto.html?ou=6607>

- Professional Ethics: Navigate professional contexts with integrity and ethical responsibility, adhering to ethical codes of conduct and industry standards. Uphold principles of fairness, transparency, and accountability in your interactions with colleagues, clients, and stakeholders, honoring contractual agreements and respecting intellectual property rights.
- Social Impact: Consider the broader social and cultural implications of your artistic and professional decisions. Evaluate how your work contributes to societal values, norms, and aspirations, striving to create art that fosters empathy, understanding, and positive social change. Use your platform and influence as a creative professional to advocate for ethical practices and social justice causes.

By integrating personal values into decision-making processes, creative adults can navigate choices with clarity, confidence, and integrity. By aligning decisions with their core principles and ethical standards, individuals can cultivate a sense of purpose, authenticity, and fulfillment in their artistic and professional endeavors, making meaningful contributions to the world through their creative expression.

### Self-Reflection

Self-reflection is the process of introspection and self-examination, allowing individuals to explore their thoughts, feelings, and experiences with curiosity and openness. Through self-reflection, creative adults can uncover hidden truths, identify patterns of behavior, and gain clarity on their values, aspirations, and goals.

To enable self-reflection, you should set aside dedicated time for self-reflection in your daily or weekly routine. Find a quiet and comfortable space where you can focus without distractions and allow yourself the freedom to explore your inner thoughts and emotions. During this time, you should pose thought-provoking questions to guide your self-reflection process. Consider inquiries such as:

- What are my core values and beliefs?
- What experiences have shaped my identity and worldview?
- How do my values influence my decision-making and behavior?
- Are there areas of my life where my actions are not aligned with my values?
- What steps can I take to live more authentically and in accordance with my values?

To document your thoughts, insights, and reflections over time you can keep a journal or reflective diary. Write freely and without judgment, allowing your innermost thoughts and feelings to flow onto the page. Use journaling as a tool for self-discovery and self-expression, exploring themes related to your values, goals, challenges, and aspirations. You can also incorporate mindfulness practices such as meditation, deep breathing, or body scans into your self-reflection routine. Mindfulness cultivates present-moment awareness and nonjudgmental observation, allowing you to observe your thoughts and emotions with greater clarity and objectivity.

Regular Self-Reflection enables:

- **Increased Self-Awareness:** Self-reflection enhances self-awareness by shining a light on your thoughts, emotions, and behaviors. By examining your values and beliefs, you gain insight into what drives you, what brings you fulfillment, and what areas of your life may be incongruent with your values.
- **Clarity of Purpose:** Self-reflection clarifies your sense of purpose and direction in life. By aligning your actions with your values and aspirations, you can make intentional choices that support your overall well-being and fulfillment.
- **Personal Growth:** Engaging in regular self-reflection fosters personal growth and development. By identifying areas for improvement and learning from past experiences, you can cultivate resilience, adaptability, and emotional intelligence.
- **Enhanced Decision-Making:** Self-reflection empowers you to make informed decisions that are congruent with your values and long-term goals. By considering the implications of your choices and evaluating them against your values, you can navigate life's challenges with greater clarity and confidence.

In conclusion, self-reflection is a valuable practice for creative adults seeking to deepen their understanding of themselves and their personal values. By carving out time for introspection, asking thought-provoking questions, and journaling about their experiences, individuals can gain insight into their values, beliefs, and aspirations. Regular self-reflection fosters personal growth, enhances decision-making, and promotes authenticity and fulfillment in both artistic and professional endeavors.

## Active Listening and Empathy

By actively listening to others and empathizing with their experiences and perspectives, creative adults can forge deeper connections, build trust, and cultivate mutual understanding.

Empathy enables individuals to appreciate the diverse talents, strengths, and perspectives that each team member brings to the table. By fostering an inclusive and supportive environment, creative adults can harness the collective creativity and expertise of the team to achieve shared objectives. Empathy is also key to effective negotiation and conflict resolution, allowing individuals to understand the underlying interests, concerns, and motivations of all parties involved. By listening actively and empathizing with opposing viewpoints, creative adults can find win-win solutions that address the needs and interests of everyone involved.


Some techniques<sup>34</sup> for practicing active listening and empathy include:

- **Focus on the Speaker:** Give the speaker your full attention, maintaining eye contact and avoiding distractions. Show genuine interest in what they are saying, nodding or providing verbal affirmations to indicate understanding and engagement.
- **Paraphrase and Reflect:** Paraphrase the speaker's words to demonstrate your understanding and ensure clarity. Reflect back their feelings and emotions, acknowledging and validating their experiences without judgment or criticism.
- **Ask Open-Ended Questions:** Encourage the speaker to elaborate on their thoughts and feelings by asking open-ended questions. Avoid interrupting or imposing your own opinions, allowing the speaker to express themselves fully and authentically.
- **Practice Empathetic Listening:** Put yourself in the speaker's shoes and imagine how they might be feeling. Show empathy by acknowledging their emotions and validating their experiences, even if you may not agree with their perspective.
- **Validate and Affirm:** Validate the speaker's feelings and experiences, acknowledging the validity of their emotions without necessarily agreeing with their viewpoint. Offer words of affirmation and support to demonstrate empathy and understanding.

## Negotiation and Intercultural Competence

Negotiation plays a pivotal role in bridging differences and fostering mutual understanding among individuals with diverse values, especially in creative endeavors where collaboration is key. Negotiation serves as a mechanism for reconciling differences and finding common ground between individuals with diverse values and perspectives. In creative endeavors, where collaboration often involves individuals from varied backgrounds and cultural contexts,

34

 The Art of Active Listening | The Harvard Business Review Guide ;

<https://hbr.org/2024/01/what-is-active-listening>

negotiation becomes essential for achieving consensus, resolving conflicts, and fostering productive working relationships.

Intercultural competence refers to the ability to effectively navigate and communicate across cultural differences, recognizing and valuing diverse perspectives and experiences. In the context of negotiation, intercultural competence plays a crucial role in bridging value disparities and building meaningful relationships across cultures.

Strategies for effective negotiation include:

- **Cultural Sensitivity and Awareness:** Acknowledge and respect cultural differences in values, communication styles, and decision-making processes. Develop a deep understanding of cultural norms and values, cultivating curiosity and openness to learning about other cultures.
- **Active Listening and Empathy:** Practice active listening and empathetic perspective-taking to understand the needs, concerns, and interests of each party involved in the negotiation. Put yourself in the shoes of others, acknowledging and validating their perspectives even if they differ from your own.
- **Seek Win-Win Solutions with Flexibility:** Strive for outcomes that address the interests and needs of all parties involved. Remain flexible and adaptable in your negotiation approach, being open to exploring alternative options and compromising when necessary to reach mutually satisfactory agreements.
- **Clear Communication and Respect:** Communicate needs, expectations, and boundaries clearly and effectively during the negotiation process. Use simple and direct language, avoid ambiguity, and clarify any misunderstandings to ensure alignment and mutual understanding. Demonstrate respect and sensitivity towards cultural differences, avoiding ethnocentrism or cultural bias in your interactions.

By honing negotiation skills and developing intercultural competence, creative adults can navigate value differences effectively, foster collaboration, and build harmonious relationships across cultures.

## Leadership Strategies

Leadership plays a crucial role in shaping organizational culture and fostering alignment with personal and organizational values, especially in creative environments where innovation and collaboration thrive.

Examples of effective leadership practices include:

- **Transparent Decision-Making:** Leaders who practice transparency and inclusivity in decision-making processes foster trust and engagement among team members. By involving stakeholders in discussions, soliciting feedback, and explaining the rationale behind decisions, leaders demonstrate respect for diverse viewpoints and promote a sense of ownership and accountability.
- **Servant Leadership:** Servant leaders prioritize the well-being and growth of their team members, placing their needs and aspirations above their own. By serving as mentors, coaches, and advocates for their team, servant leaders empower individuals to reach their full potential, cultivate a culture of trust and collaboration, and achieve collective success.
- **Values-Driven Innovation:** Leaders who champion innovation grounded in shared values inspire creativity, experimentation, and risk-taking within the organization. By encouraging a culture of curiosity, exploration, and learning, these leaders foster a sense of purpose and excitement that fuels breakthrough ideas and drives sustainable growth.

To develop your leadership style you can:

- **Reflect on Your Values:** Start by reflecting on your own values, beliefs, and principles as they relate to leadership. Identify the values that are most important to you and consider how they inform your approach to leading others.
- **Clarify Your Vision:** Define your vision for leadership based on your values and aspirations. Consider the type of leader you aspire to be and the impact you want to have on your team and organization.
- **Practice Authenticity:** Embrace authenticity as a cornerstone of your leadership style, remaining true to your values and principles in all interactions and decisions. Authentic leaders inspire trust and respect by being genuine, transparent, and consistent in their words and actions.
- **Seek Feedback and Growth:** Solicit feedback from peers, mentors, and team members to gain insights into your leadership effectiveness and areas for improvement. Embrace

opportunities for learning and growth, continuously refining your leadership approach based on feedback and self-reflection.

By adopting leadership strategies that prioritize values alignment, creative adults can foster a culture of integrity, collaboration, and innovation within their organizations. Lead by example, communicate clear values, and empower others to embrace and embody shared values in their work. Through authentic leadership rooted in personal values and principles, creative leaders can inspire meaningful change and drive positive impact in their teams and organizations.

### **Critical Thinking and Positive Impact**

Critical thinking empowers creative adults to assess the alignment between their actions and values, identify opportunities for positive impact, delve into root causes of social and environmental challenges, and challenge prevailing narratives to foster innovation and drive meaningful change.

Critical Thinking Empowers Action and Impact through:

- **Setting Goals for Change:** Empower learners to set actionable goals aligned with their values and aspirations for positive impact. Encourage them to define specific objectives, timelines, and metrics for measuring progress, fostering accountability and momentum in their efforts to effect change.
- **Engaging in Advocacy and Activism:** Equip learners with the knowledge and skills needed to advocate for causes they believe in and effect systemic change. Encourage them to use their platforms, networks, and creative talents to amplify marginalized voices, raise awareness about social issues, and mobilize support for meaningful reforms.
- **Leading by Example:** Inspire learners to lead by example by embodying their values in their actions and decisions. Encourage ethical leadership, integrity, and transparency in all aspects of their artistic and professional endeavors, demonstrating the transformative power of aligning values with behavior.

By cultivating critical thinking skills and leveraging them to identify opportunities for positive impact, creative adults can contribute to a more just, equitable, and sustainable world.

## Conclusion

In conclusion, the chapter on personal values has provided valuable insights into the significance of identifying, evaluating, and integrating personal values into both artistic and professional domains.

Here are the key points covered:

- Personal values serve as guiding principles that define who we are, what we stand for, and what we aspire to achieve. They shape our attitudes, behaviors, and decision-making processes, playing a pivotal role in our creative expression and professional pursuits.
- Various frameworks, such as Schwartz's Theory of Basic Human Values and Character Strengths and Virtues, offer insights into the core principles that guide individuals' lives. Reflective exercises and self-assessment tools help individuals explore and prioritize their personal values based on their unique experiences and aspirations.
- Value congruence refers to the alignment between an individual's personal values and the values inherent in their chosen pursuits. Achieving value congruence is essential for experiencing personal fulfillment, satisfaction, and success in creative endeavors.
- Integrating personal values into decision-making processes is essential for ensuring alignment between actions and deeply held beliefs. By infusing decisions with personal values, individuals cultivate authenticity, integrity, and fulfillment in both artistic and professional pursuits.
- Self-reflection serves as a powerful tool for gaining insight into personal values, beliefs, and motivations. Engaging in meaningful self-reflection exercises fosters personal growth, enhances decision-making, and promotes authenticity and fulfillment in creative endeavors.
- Active listening and empathy are essential skills for understanding the values and perspectives of others, fostering meaningful connections, collaboration, and conflict resolution within creative endeavors.
- Negotiation and intercultural competence play crucial roles in bridging value disparities and building relationships across cultures, enabling creative adults to navigate differences effectively and foster collaboration.
- Leadership strategies rooted in personal values empower creative adults to cultivate a values-driven organizational culture, foster collaboration, and drive positive impact in their teams and organizations.

- Critical thinking skills enable creative adults to evaluate the alignment between their actions and values, identify opportunities for positive change, and contribute to a more just, equitable, and sustainable world.

## 7) VISION TRANSFORMATION

### Introduction

In the realm of creativity, the concept of vision transformation holds significant importance as a means of adapting to changing environments and emerging trends. By recognizing and addressing gaps in our current visions, we open ourselves to new possibilities and pathways for creative expression.

Throughout this chapter, we will explore strategies for cultivating a leading vision – one that not only reflects our values and aspirations but also inspires others to join us on our creative journey. Central to this process is the translation of vision into art, where we use our creative talents to bring our ideas to life in tangible and meaningful ways.

By the end of this chapter, participants:

- will be able to recognize factors such as changing external environments, emerging trends, or internal challenges that require a reassessment and update of the current visions, become aware of emerging trends and opportunities, and understand communication dynamics, patterns, and communication strategies
- will master strategic thinking, employ visionary leadership, master problem solving, master decision making, gain networking skills
- will develop a growth mindset, always be flexible, work with empathy, master patience, always be ready to adapt, always be curious

### Recognizing the Need for Vision Transformation

In the journey of creative exploration, recognizing the need for vision transformation is paramount to staying relevant, inspired, and impactful. Several factors may necessitate a reassessment and update of current visions, ranging from shifts in external environments to emerging trends and internal challenges.

The changing external landscape impacts the relevance of our visions. Trends evolve, rendering past innovations outdated. Adapting to emerging demands, such as sustainability, is crucial for competitiveness, as demonstrated by the fashion industry. Staying informed about trends in technology and consumer behavior fosters forward-thinking visions. For example, neglecting virtual reality may disconnect filmmakers from modern audiences.

Internal factors like personal growth and evolving values can prompt vision transformation. As individuals change, so do their aspirations and creative goals. Consider a musician whose initial vision revolved around fame and commercial success but later finds greater fulfillment in using their music as a platform for social advocacy and community engagement. Failing to realign their vision with these internal shifts could lead to feelings of dissatisfaction and disconnection from their artistic pursuits.

Failure to adapt visions to new realities can have significant consequences, ranging from missed opportunities to irrelevance and stagnation. Case studies abound of individuals and organizations that failed to evolve their visions in response to changing environments and paid the price. One such example is the decline of once-prominent companies that failed to anticipate and adapt to technological disruptions, such as Kodak's reluctance to embrace digital photography<sup>35</sup> or Blockbuster's<sup>36</sup> failure to pivot to online streaming services, leading to their eventual downfall. Miley Cyrus's evolution from her Disney Channel persona to a more provocative artist underscores the importance of authenticity and staying true to one's values amidst industry expectations and public scrutiny.<sup>37</sup> At the same time, it reflects the challenges of navigating personal growth in the creative industries. While her transformation aligned with her evolving values and desire for independence, it also faced criticism and backlash.

Signs of stagnation or obsolescence may include a lack of excitement or passion for creative endeavors, dwindling engagement or interest from audiences, and a sense of disconnect between personal values and artistic pursuits. Moreover, a failure to adapt to feedback, reluctance to explore new ideas or experiment with different approaches, and a persistent feeling

---

<sup>35</sup> <https://hbr.org/2016/07/kodaks-downfall-wasnt-about-technology?registration=success>

<sup>36</sup>

<https://www.forbes.com/sites/gregsatell/2014/09/05/a-look-back-at-why-blockbuster-really-failed-and-why-it-didnt-have-to/>

<sup>37</sup>

<https://medium.com/@officialcelebhub/miley-cyrus-huge-evolution-from-disney-star-to-pop-icon-de0b6f4758b1>

of being stuck or uninspired may also signal the need for vision transformation. By acknowledging the signs of stagnation or obsolescence and committing to ongoing self-reflection and adaptation, creative adults can ensure that their visions remain dynamic, aspirational, and aligned with their evolving goals and aspirations.

In the journey of creative exploration, recognizing the need for vision transformation is not a sign of weakness but rather a testament to our commitment to growth, innovation, and self-discovery. By staying attuned to external environments, embracing emerging trends, and remaining open to internal shifts, we can ensure that our visions continue to inspire, motivate, and resonate with both ourselves and our audiences.

### **Awareness of Emerging Trends and Opportunities**

Understanding emerging trends and opportunities allows creative adults to anticipate shifts in their industry, adapt to changing consumer preferences, and identify new avenues for creative exploration and expression. By staying informed, individuals can position themselves as thought leaders and innovators, leveraging their insights to drive meaningful change and shape the future of their field.

Strategies for monitoring and anticipating trends include:

- **Market Research:** Conducting thorough market research is essential for staying abreast of emerging trends and opportunities within one's artistic domain or professional field. This may involve analyzing industry reports, studying consumer behavior, and tracking the activities of competitors and industry influencers to identify patterns and emerging themes.
- **Networking:** Building and nurturing a network of peers, mentors, and industry experts can provide valuable insights into emerging trends and opportunities. By actively participating in industry events, conferences, and online communities, creative adults can engage in knowledge sharing, trend spotting, and collaborative brainstorming with like-minded professionals.
- **Ongoing Learning:** Committing to lifelong learning and professional development is key to staying ahead of the curve in a rapidly evolving landscape. This may involve enrolling in courses, workshops, or seminars related to emerging technologies, new artistic techniques, or evolving industry practices. Additionally, staying informed through curated content such as books, podcasts, and online resources can help individuals stay informed about the latest trends and innovations in their field.

Once equipped with knowledge of emerging trends and opportunities, creative adults can identify potential areas for innovation and transformation within their artistic practice or professional endeavors. This may involve:

- Exploring new technologies: Embracing emerging technologies such as artificial intelligence, virtual reality, or blockchain can open up new possibilities for creative expression and audience engagement. For example, visual artists may explore digital art forms, while musicians may experiment with interactive performances enabled by technology.
- Addressing emerging needs: Anticipating emerging needs and preferences within their target audience can inspire creative adults to develop innovative products, services, or experiences that cater to these evolving demands. For instance, a fashion designer may launch a sustainable clothing line in response to growing consumer awareness of environmental issues.
- Collaborating across disciplines: Collaborating with professionals from diverse disciplines can spark innovation and cross-pollination of ideas, leading to transformative outcomes. By partnering with experts in fields such as science, technology, or social advocacy, creative adults can leverage complementary skills and perspectives to address complex challenges and drive positive change.

By proactively monitoring emerging trends, staying informed through continuous learning, and leveraging insights to identify opportunities for innovation and transformation, creative adults can position themselves for success in an ever-changing landscape. Embracing a mindset of curiosity, adaptability, and forward thinking allows individuals to not only stay relevant but also to lead the way in shaping the future of their artistic domain or professional field.

### **Understanding Communication Dynamics and Strategies**

Communicating a shift in vision in the creative industries requires careful planning and strategic messaging to effectively convey the evolution while maintaining authenticity and audience engagement. Here are some steps to communicate a shift in vision:

- Define the new vision: Clearly articulate the updated vision, including the reasons behind the shift and the desired outcomes. Ensure that the new vision aligns with the core values and aspirations of the individual or organization. – When Taylor Swift transitioned from country music to pop music with her album "1989," she clearly articulated her new vision

for her music career. Swift explained that she wanted to explore new sounds and genres while staying true to her authentic self-expression.<sup>38</sup>

- Craft a narrative: Develop a compelling narrative that explains the journey leading to the shift in vision. Share personal stories, insights, and experiences that highlight the motivations and inspirations behind the change. – Beyoncé's visual album "Lemonade" served as a powerful narrative of personal growth and transformation. Through the album's accompanying film and music videos, Beyoncé shared intimate stories of betrayal, forgiveness, empowerment, and self-discovery, effectively communicating her journey and evolution as an artist and individual.<sup>39</sup>
- Use multiple platforms: Utilize various communication channels such as social media, press releases, interviews, and public appearances to reach different audiences and amplify the message. Tailor the messaging to fit the tone and format of each platform. – Donald Glover, also known as Childish Gambino, effectively utilized various platforms to communicate the shift in his artistic vision. Through his music, music videos, social media presence, and interviews, Glover conveyed his transition from comedy to more introspective and socially conscious music and storytelling, as seen in his album "Awaken, My Love!" and the viral hit "This Is America."<sup>40</sup>
- Engage with stakeholders: Engage with key stakeholders including fans, followers, collaborators, and industry peers to garner support and build momentum for the new vision. Encourage feedback and dialogue to foster a sense of involvement and ownership among stakeholders. – When Radiohead released their album "In Rainbows," they engaged directly with fans by allowing them to pay what they wanted for the digital download. This approach sparked conversations and built a strong connection between the band and their audience, fostering support for their innovative release strategy and vision for the music industry.<sup>41</sup>
- Showcase the evolution: Demonstrate the evolution of the vision through tangible examples such as new projects, collaborations, artistic expressions, or initiatives that

<sup>38</sup> <https://time.com/6328790/taylor-swift-1989-2/>

<sup>39</sup>

<https://davidjdeal.medium.com/the-transformation-liberation-of-beyonc%C3%A9-853db3a2074d>

<sup>40</sup>

<https://www.theringer.com/music/2018/2/28/17062250/donald-glover-evolution-childish-gambino-origins>

<sup>41</sup>

[https://www.researchgate.net/publication/272471905\\_Making\\_Money\\_by\\_Giving\\_it\\_for\\_Free\\_Radiohead's\\_Pre-Release\\_Strategy\\_for\\_In\\_Rainbows](https://www.researchgate.net/publication/272471905_Making_Money_by_Giving_it_for_Free_Radiohead's_Pre-Release_Strategy_for_In_Rainbows)

reflect the updated direction. Provide visual and experiential elements to bring the vision to life and make it relatable to the audience. – The transformation of Lady Gaga’s image and music style from her early days as a pop star to her more recent work showcased her evolution as an artist. Through visually stunning performances, fashion choices, and deeply personal lyrics in albums like "Joanne," Gaga effectively showcased her growth and artistic evolution to her audience.<sup>42</sup>

- Be transparent and authentic: Maintain transparency throughout the communication process by being honest and genuine about the reasons for the shift in vision. Acknowledge any challenges or uncertainties and emphasize the commitment to growth and improvement. – In her Netflix documentary "Miss Americana," Taylor Swift provided a candid and transparent look into her personal and professional life, including her decision to become more politically active. Swift’s authenticity and openness about her values and beliefs resonated with her fans and helped to communicate her shift in vision.<sup>43</sup>
- Listen and adapt: Stay open to feedback and be willing to adjust the vision based on insights and reactions from stakeholders. Continuously evaluate and refine the messaging strategy to ensure alignment with the evolving vision and audience expectations. – Kanye West’s album "The Life of Pablo" underwent multiple revisions even after its initial release, with West making changes based on feedback from fans and collaborators. This willingness to listen and adapt demonstrated West’s commitment to evolving his artistic vision and creating the best possible work for his audience.<sup>44</sup>

By following these steps, individuals and organizations in the creative industries can effectively communicate a shift in vision, foster support and engagement, and successfully navigate the transition to a new phase of growth and creativity.

## Mastering Strategic Thinking

Strategic thinking is a crucial skill for creative adults embarking on the journey of vision transformation, enabling them to envision and plan for the future with clarity, foresight, and

42

<https://medium.com/@aristippuscode/lady-gaga-the-transformation-of-the-pop-diva-and-the-path-to-the-oscar-db49a038a177>

<sup>43</sup> <https://www.politico.com/news/2024/02/01/taylor-swift-endorsement-00139033>

44

<https://www.theguardian.com/music/2016/feb/22/kanye-west-the-life-of-pablo-killed-off-album>

innovation. By mastering strategic thinking, individuals can navigate complexity, anticipate challenges, and formulate innovative solutions that propel them towards their desired vision.

Strategic thinking involves taking a holistic view of the current landscape, identifying trends, opportunities, and potential obstacles, and formulating a clear roadmap for achieving long-term goals.

Strategic thinkers have the ability to envision future possibilities and opportunities, based on an understanding of current trends, market dynamics, and emerging technologies. By anticipating future scenarios and envisioning desired outcomes, creative adults can set a clear direction for their vision transformation journey.

Strategic thinking involves developing comprehensive plans and strategies to achieve the envisioned future state. This may include setting specific goals, identifying key milestones, allocating resources effectively, and defining metrics for measuring progress. By creating a roadmap for success, individuals can navigate uncertainty and complexity with confidence and purpose.

To develop a leading vision that aligns with emerging trends and opportunities, creative adults can apply strategic thinking skills in the following ways:

- Environmental Scanning: Continuously scan the external environment for emerging trends, technological advancements, and shifting consumer preferences relevant to your artistic domain or professional field. Stay informed about industry developments, market dynamics, and cultural shifts that may impact your vision.
- Gap Analysis: Conduct a gap analysis to identify discrepancies between your current state and the desired future state outlined in your vision. Identify areas where improvement or innovation is needed to bridge these gaps and align your vision with emerging trends and opportunities.
- Innovation Strategy: Develop an innovation strategy that leverages your strengths and assets to capitalize on emerging trends and opportunities. This may involve investing in research and development, fostering a culture of experimentation and risk-taking, and collaborating with external partners to access new resources and expertise.

By mastering strategic thinking, creative adults can navigate complexity, anticipate challenges, and formulate innovative solutions that propel them towards their vision of the future.

## Employing Visionary Leadership

Visionary leadership plays a crucial role in guiding vision transformation processes for creative adults, inspiring others to embrace change, and fostering a culture of creativity, collaboration, and innovation within artistic and professional contexts. By embodying certain qualities and behaviors, visionary leaders can effectively lead the way towards a shared vision of the future.

Qualities and Behaviors of Visionary Leaders include:

- **Inspiring Vision:** Visionary leaders possess a compelling and inspiring vision of the future, one that resonates with stakeholders and motivates them to action. They communicate this vision with clarity, passion, and authenticity, instilling confidence and enthusiasm in those they lead.
- **Strategic Thinking:** Visionary leaders exhibit strategic thinking skills, enabling them to anticipate future trends, identify opportunities, and develop innovative strategies for achieving the vision. They take a holistic view of the landscape, embracing complexity and uncertainty as opportunities for growth and transformation.
- **Empowering Others:** Visionary leaders empower others to contribute to the vision transformation process, fostering a culture of autonomy, ownership, and accountability. They trust and support their team members, providing them with the resources, guidance, and encouragement needed to unleash their full creative potential.
- **Boldness and Risk-taking:** Visionary leaders demonstrate boldness and courage in pursuing ambitious goals and taking calculated risks to drive innovation and change. They are not afraid to challenge the status quo, experiment with new ideas, and push the boundaries of what is possible.
- **Adaptability and Resilience:** Visionary leaders are adaptable and resilient in the face of setbacks and obstacles, embracing change as a natural part of the transformation process. They maintain a positive attitude and inspire confidence in others, navigating challenges with grace and determination.

Example of a visionary leader: Christopher Nolan<sup>45</sup>.

- **Inspiring Vision:** Christopher Nolan's films often tackle complex themes and narratives, exploring the human condition, time, memory, and identity. His visionary storytelling

45

<https://www.cnbc.com/2024/02/14/christopher-nolans-actors-say-he-has-this-key-leadership-quality.html>

captivates audiences and prompts them to contemplate deeper meanings and philosophical questions.

- **Strategic Thinking:** Nolan demonstrates strategic thinking by meticulously planning and executing his films, from conceptualization to post-production. He anticipates audience expectations and industry trends, delivering innovative and thought-provoking cinema that pushes the boundaries of conventional filmmaking.
- **Empowering Others:** Nolan empowers actors, writers, and crew members to collaborate and contribute to the creative process. He fosters a collaborative environment on set, encouraging dialogue and experimentation to bring his vision to life while allowing space for creative input from his team.
- **Boldness and Risk-taking:** Nolan is known for his bold storytelling choices and willingness to take creative risks. Whether it's experimenting with nonlinear narratives in "Memento" or exploring complex concepts of dreams and consciousness in "Inception," he fearlessly challenges conventions and pushes the limits of cinematic storytelling.
- **Adaptability and Resilience:** Despite the challenges of working within the studio system and navigating the complexities of blockbuster filmmaking, Nolan remains adaptable and resilient. He maintains artistic integrity and creative control over his projects while navigating the demands and constraints of the industry, consistently delivering groundbreaking films that resonate with audiences worldwide.

## Mastering Problem Solving and Decision Making

Problem-solving and decision-making skills are essential for creative adults embarking on the journey of vision transformation. These skills enable individuals to overcome obstacles, navigate uncertainties, and make informed choices that align with their evolving vision for the future.

Vision transformation often involves encountering obstacles and challenges that can impede progress. Effective problem-solving skills enable individuals to identify and address these obstacles, finding creative solutions to move forward despite adversity.

The process of vision transformation is inherently uncertain, as it involves venturing into new territories and embracing change. Strong decision-making skills empower individuals to navigate uncertainty with confidence, weighing risks and opportunities to make informed choices that support their vision.

Frameworks and techniques for problem solving and decision making include:

- **Problem Analysis:** Begin by thoroughly analyzing the problem at hand, breaking it down into its component parts and identifying underlying causes and contributing factors. Techniques such as root cause analysis, SWOT analysis (Strengths, Weaknesses, Opportunities, Threats), and fishbone diagrams can help structure the problem-solving process and uncover insights.
- **Creative Problem Solving:** Encourage divergent thinking and creativity in generating potential solutions to the identified problem. Brainstorming, mind mapping, and lateral thinking techniques can spark innovative ideas and perspectives, opening up new possibilities for addressing challenges.
- **Decision Analysis:** Evaluate potential solutions using decision analysis techniques that weigh the pros and cons of each option and consider their alignment with your vision, goals, and values. Tools such as decision matrices, decision trees, and cost-benefit analysis can provide a structured framework for making informed decisions.
- **Scenario Planning:** Anticipate potential future scenarios and their implications for your vision transformation journey. Develop contingency plans and alternative courses of action to mitigate risks and capitalize on opportunities, preparing yourself to adapt to changing circumstances as needed.

#### Applying Problem-Solving and Decision-Making Skills in Vision Transformation: (ALESSANDRO ESEMPIO)

- **Identify Key Challenges:** Begin by identifying the key challenges or obstacles that stand in the way of your vision transformation goals. Break down these challenges into manageable components and prioritize them based on their significance and potential impact.
- **Brainstorm Solutions:** Engage in a collaborative brainstorming process to generate potential solutions to the identified challenges. Encourage diverse perspectives and creative thinking, exploring unconventional ideas and approaches that may lead to breakthrough solutions.
- **Evaluate Options:** Evaluate the potential solutions generated through your brainstorming process, considering their feasibility, effectiveness, and alignment with your vision and values. Use decision-making frameworks and analysis techniques to weigh the pros and cons of each option and select the most promising course of action.
- **Take Action:** Implement the chosen solution with clarity, focus, and determination, leveraging your problem-solving and decision-making skills to overcome obstacles and achieve your vision transformation goals. Monitor progress, gather feedback, and be prepared to adjust your approach as needed based on evolving circumstances.

By mastering problem-solving and decision-making skills, creative adults can effectively navigate obstacles, seize opportunities, and drive vision transformation journeys that lead to meaningful and impactful outcomes. Through structured analysis, creative thinking, and informed decision-making, individuals can overcome challenges, capitalize on opportunities, and bring their visions for the future to life.

## Gaining Networking Skills

Networking plays a pivotal role in the process of vision transformation for creative adults, offering valuable opportunities to gather information, build partnerships, and mobilize support for initiatives that align with their evolving vision for the future.

Networking provides access to a diverse range of perspectives, insights, and information relevant to vision transformation initiatives. By connecting with individuals from different backgrounds and industries, creative adults can gain valuable knowledge about emerging trends, best practices, and opportunities for innovation.

Networking facilitates the formation of strategic partnerships and collaborations with like-minded individuals, organizations, and stakeholders who share a common vision or goals. These partnerships can amplify the impact of vision transformation efforts by combining resources, expertise, and networks to drive collective action and achieve shared objectives.

Effective networking enables creative adults to mobilize support for their vision transformation initiatives by engaging stakeholders, garnering buy-in, and rallying allies around a common cause. By cultivating relationships built on trust, credibility, and mutual respect, individuals can inspire others to join their efforts and contribute to meaningful change.

### Tips for Effective Networking:

- **Be Genuine and Authentic:** Approach networking with sincerity and authenticity, focusing on building genuine connections based on shared interests, values, and goals. Be yourself, listen attentively, and show genuine interest in the experiences and perspectives of others.
- **Initiate Conversations:** Take the initiative to initiate conversations and introduce yourself to new contacts at networking events, conferences, or professional gatherings. Start with a friendly greeting and a brief introduction, and be prepared to share your vision, goals, and interests in a concise and engaging manner.

- **Build Rapport:** Foster rapport and establish a connection with your networking contacts by finding common ground, asking open-ended questions, and actively listening to their responses. Show genuine curiosity and interest in learning more about their work, experiences, and aspirations.
- **Follow Up:** Maintain professional relationships and nurture connections with your networking contacts through regular follow-up and communication. Send personalized thank-you notes, connect on professional networking platforms, and schedule follow-up meetings or calls to continue the conversation and explore potential collaboration opportunities.

#### Leveraging Networking Opportunities for Vision Transformation<sup>46</sup>:

- **Attend Networking Events:** Actively participate in networking events, industry conferences, and professional gatherings relevant to your artistic domain or professional field. Take advantage of opportunities to meet new contacts, exchange ideas, and build relationships with individuals who can support your vision transformation efforts.
- **Join Professional Associations:** Joining professional associations, guilds, or networking groups related to your creative interests or industry can provide access to a supportive community of peers, mentors, and collaborators. Engage in networking activities, attend meetings and workshops, and volunteer for leadership roles to expand your network and enhance your visibility within the community.
- **Collaborate on Projects:** Seek out opportunities to collaborate on projects or initiatives with individuals or organizations that share your vision or goals. By working together on shared objectives, you can leverage each other's strengths, resources, and networks to achieve greater impact and advance your vision transformation efforts.

By honing networking skills and leveraging opportunities to connect with others, creative adults can enhance their vision transformation initiatives, build strategic partnerships, and expand their impact within their artistic domains and professional fields. Through genuine connections, meaningful collaborations, and shared purpose, individuals can mobilize support, drive change, and bring their visions for the future to fruition.

## Conclusion

In the journey of vision transformation, creative adults embark on a profound exploration of their aspirations, capabilities, and potential to shape the future of their artistic endeavors and professional fields. Throughout this chapter, we've explored various facets of vision transformation, highlighting its importance in responding to changing environments and seizing emerging opportunities.

### Key Points Covered:

- **Recognizing the Need for Vision Transformation:** We discussed the factors necessitating a reassessment of current visions, emphasizing the consequences of failing to adapt and the importance of proactive transformation.
- **Awareness of Emerging Trends and Opportunities:** Strategies for staying informed about emerging trends and opportunities were outlined, stressing their significance in driving innovation and maintaining relevance.
- **Understanding Communication Dynamics and Strategies:** Effective communication strategies were explored, emphasizing the importance of crafting compelling narratives to inspire others.
- **Mastering Strategic Thinking:** Techniques for strategic analysis and planning were discussed, highlighting their role in developing a leading vision aligned with emerging trends and opportunities.
- **Employing Visionary Leadership:** Qualities and behaviors of visionary leaders were outlined, along with strategies for fostering a culture of creativity and innovation within artistic and professional contexts.
- **Mastering Problem Solving and Decision Making:** Problem-solving and decision-making skills were emphasized as essential for overcoming obstacles and navigating uncertainties during vision transformation.
- **Gaining Networking Skills:** Networking's role in gathering information, building partnerships, and mobilizing support for vision transformation initiatives was highlighted, along with tips for effective networking.