




Technology, Ethics, & Security

Standards: I.5.C.2 (Organizing and Presenting Ideas) synthesize the research into a written or oral presentation.


	<h2 style="text-align: center; background-color: #92d050;">Engage</h2> <ol style="list-style-type: none">1. Go to Google Classroom and watch the videos on social media responsibility.2. Read the "Online, empathy adapts to survive" article.3. Review the Mary Maloney Fakebook4. Then discuss these questions with your classmates on the Google Classroom post: <div style="background-color: #333; color: white; padding: 10px; margin-top: 10px;"><p>4. What things posted on the page are socially responsible and what things are not? How would you feel if you saw some of these things posted on one of your "friends" social media pages today? What makes a "socially responsible contribution" and what makes an "empathetic behavior"?</p></div>
---	---

	<h2 style="text-align: center; background-color: #ff00ff;">Reading</h2> <ul style="list-style-type: none">• Go to Actively Learn• Sign in with your Google account• Do the "You Are the New Gatekeeper of the News" assignment.• After you complete the reading assignment, go to the next section.
--	--


	<h2 style="text-align: center; background-color: #6699cc;">Join Applied Digital Skills Class</h2> <ul style="list-style-type: none">• Go to Applied Digital Skills• Click "sign in" (sign in with Google)• Select "I am a learner"• Enter class code 3pile• Go to the top where it says "curriculum", click on it, then scroll down to the Technology, Ethics, and Security lesson (should be the third one down)• Put on headphones and watch the first two videos
---	--

	<h2 style="text-align: center; background-color: #00ff00;">Explore</h2> <ul style="list-style-type: none">• Continue to the Explore lesson : Explore Digital Skills• You can work independently or with a group/partner., but if you work with someone else, make sure you share
---	---

	<p>your project with them and ME (msashlycot@gmail.com)</p> <ul style="list-style-type: none"> You will be researching your topic; MAKE SURE YOU LOOK AT "Example search terms" and the "Source links" provided to you in this section of the lesson. After you take notes, start creating your project using any tool you like (google slides, docs, etc.)
--	--

	Communicate
	<ul style="list-style-type: none"> Continue to the Communicate lesson: Communicate Digital Skills This is where we will share our projects with one another. Share a link to your project on Google Classroom. We will then review your projects as a class.

	Reflect
	<ul style="list-style-type: none"> Complete the Reflect session of the lesson: Reflect Digital Skills https://www.commonsense.org/education/digital-citizenship

	Exit Ticket with Flipgrid
	<ul style="list-style-type: none"> You will need a device with a camera and a microphone. If your computer does not have either of these, you can use a mobile device or a Chromebook. Either go to the link: https://flipgrid.com/1n0sy6 or go to flipgrid.com and enter code 1n0sy6 or if you have a QR Code scanner, scan the code below:



- Answer the questions and respond to at least two of your classmates.



Extend

- To learn more about digital citizenship:
[Common Sense Media](#)