



**Los Santos Police Service**

**Roads Policing Unit**

**How To: vehicle points and**  
**scrapping**

**WARNING!**

**THIS FILE MUST NOT BE REMOVED  
FROM THIS OFFICE NETWORK!**



**Page 1**

Written by PS A Watney

"She'll never want you, but RPU does"

# Vehicle Points and Offenses

The courts vehicle policy is set by the Judiciary where they outline all details about all the little details about the policy. This guide will cover the main points that you will come across on a day to day basis.

## Court's Vehicle Policy

Dangerous Drive section 2 with Failure to stop - **2 points**

Dangerous Drive section 1a (Serious Injury) - **4 points** - Only applies to citizens and not locals

Dangerous Drive Section 1 (Death) - **6 points** - Only applies to citizens and not locals

Interfering with a pursuit - **3 points**

Motor-racing - Section 12 - **3 points**

Driving without a licence Section 103 - **10 points**

Shooting/deploying weaponry with intent to cause harm or resulting in actual harm from a vehicle - **10 points**

Illegal modifications on vehicles - **1 point**

Possession with intent to Supply/Supply of Drugs - **2 points**

Used in commission of a *Defined Secondary Offence* - **1.5x**

The list of all offenses can also be found on the [Vehicle points submission form](#). The most common offenses you will come across will be for:

- Dangerous Driver with failure to stop.
- Interfering with a pursuit
- Shooting or deploying weaponry with intent to cause harm from a vehicle

The rest of the offenses fall under RPU and you are unlikely to come across them. The use in commission of a secondary serious offense (1.5x) is very complicated to use hence mass gang shootings or bank robberies always reach out to RPU seniors or RCT for assistance.



## Ensuring VP points are valid

To ensure the points are valid, you must ensure you have a report of good quality and in line with reporting standards.

### **CHARGES**

**(1x) Road Traffic Act 1988 - S2 - Dangerous Driving**

**(1x) Road Traffic Act 1988 - S163(3) - Failure to stop for the police**

If you have arrested someone and the charges include FTS and DD charges and it was done in a personal vehicle, this car is eligible for 2 points under the vehicle policy.

First thing to ensure is that there is body worn video of the driving offenses occurring, such as BWV of the chase. If no body worn is present, you CANNOT give any points (MG11 will NOT be sufficient).

#### **EVIDENCE:**

**<https://youtu.be/2rjutito4qU>**

#### **SEARCH RECORDS:**

**<https://i.gyazo.com/efb626042332b5c989d6061f2b718aa6.png>**

#### **VEHICLE(S):**

**BLACK SULTAN CLASSIC - VRM DI03 UCM**

Once the evidence link has been added to the report which shows the driving offenses in question, the next step is to ensure that the VEHICLE(S) section on the report is correctly showing the correct vehicle registration marker (VRM) / Number Plate.

**There is NO requirement for a suspect to be arrested or even identified for VP points to be added, hence if you chase a vehicle and it drives dangerously and gets away, you can STILL put points on the vehicle.**



If there is no suspect arrested or identified the officer must confirm with PNC that the vehicle is NOT marked as stolen. If it is stolen VL points can not be added.

## Creating a NO Suspect report

In the case that a vehicle successfully evades police or commits any crimes worthy of vehicle points, an RCT/vehicle Report must be created.

A vehicle report looks as follows:

<b>INCIDENT #52474</b> Mack, Mason   CI22 UAM   Vehicle Report	<b>Last, First   PLATE   VEHICLE REPORT</b>
<b>DETAILS</b>	
Registered Keepers Name: Mason Mack Registered Keepers Phone Number (if known): N/K Registered Keepers Property Number: 993, Ace Jones Drive, Vinewood	<b>Details of Owner</b>
<b>Report:</b> On THURSDAY the 3rd of OCTOBER 2024, at approx. 2316hrs POLICE were pursuing a BLUE ZENTORNO CI22 UAM. During this chase a BLUE AUDI RS6 SEDAN VRM AL03 UDL interfered with the pursuit by getting inside the pursuit and close to police vehicles. The ZENTORNO then was abandoned and the occupants were picked up by the RS6 and drive off. This vehicle then failed to stop for POLICE and drove in a manner considered to be dangerous. Eventually the RS6 lead the police to the ABADONED MOTEL where an ambush had been setup. The passengers decamped from the vehicle and opened fire on the police and the RS6 driver tried to leave before he too opened fire on police and left the vehicle to flee into the MOTEL.  2 points for failing to stop and dangerous drive = 2	<b>Report detailing the offences and what points you are giving it.</b>
<b>Total points requested for vehicle - 2 Points</b>	<b>Total number of points requested</b>
<b>Evidence:</b> ***** BWV INCI1: <a href="https://medal.tv/games/gta-v/clips/iO4SIDLw6c77YmRxT?invite=cr-MSxRZXMsLEZPUI9ZT1U">https://medal.tv/games/gta-v/clips/iO4SIDLw6c77YmRxT?invite=cr-MSxRZXMsLEZPUI9ZT1U</a> *****  Vehicle Make, Model and Registration: CI22 UAM- BLUE ZENTORNO  OIC: PS Adam Watney	<b>Evidence and the vehicle(s) suspected in the offence.</b>
<b>CHARGES</b> (1x) Road Traffic Act 1988 - S2 - Dangerous Driving (1x) Road Traffic Act 1988 - S163(3) - Failure to stop for the police	

# **NO Suspect report COPYPASTA**

\*\*\*\*\*

**Registered Keepers Name:**

**Registered Keepers Phone Number (if known):**

**Registered Keepers Property Number:**

**Report:**

-----

**Total points requested for vehicle -**

-----

**Evidence:**

\*\*\*\*\*

**BWV:**

\*\*\*\*\*

**Vehicle Make, Model and Registration:**

**OIC:**

\*\*\*\*\*

Use the above template to copy and paste into the PNC and add the relevant details as shown in the example above.



## Submitting the points for review

Once the report has been submitted, fill in the following google form:

### VEHICLE POINTS SUBMISSION FORM

Once the form has been filled it, it will automatically be sent for an Inspector + to review. Ensure you have added the correct report number to ensure the correct report is reviewed.

If the inspector is happy with the offenses displayed and the evidence he will then add the points on to the vehicle's registration page.

<b>PLATE</b>
CI22 UAM
<b>TYPE</b>
Vehicle
<b>NOTES</b>
24 VL   #52377   Insp Delaney   Req: PS A Watney   05/10/2024
<b>POINTS</b>
24
<b>STATUS</b>
<input type="button" value="Mark as Stolen"/>
<b>OWNER</b>
Mason Mack
<b>MODEL</b>
Zentorno

X VP | #REPORT | Insp NAME | Req: RANK NAME | DATE

Once the vehicle has reached 20 POINTS it has then met the criteria to be eligible to be scrapped.



## Seizing the vehicle

This part should be left to RCT. If you are at this stage where the vehicle you have gotten points added to, has reached 20 points, fill out the form linked below or notify a RPU SGT+ and they can carry on forwards from there.

### ROAD CRIME SUBMISSION FORM

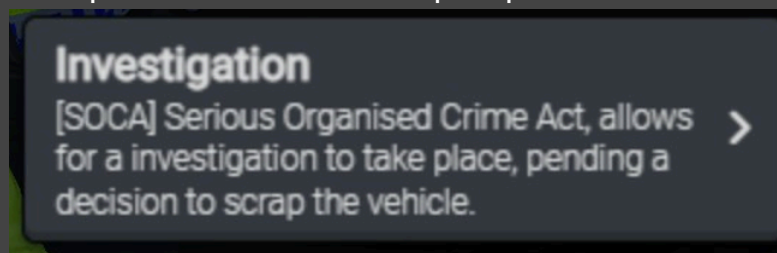
For the top officers who are looking to join Traffic/RCT or just curious souls. The rest of the procedure is what is followed by RCT and TRAFFIC.

**The rest of the guide is for TRAFFIC OFFICERS.**

Once the vehicle points have reached 20, the vehicle must then be seized by police. This can be done one of three ways.

1. Apply for a warrant with the Judiciary which will allow an Inspector to pull the car out of whichever parking it is stored at.
2. Find the car whilst it is out and about being driven around and seize it from the driver. Once the vehicle has reached 20 points, the police have the authority to seize the car at any place, any time in a public place.
3. Car is already in the impound.

When a car has been acquired it **MUST** be impounded for the impound reason of **Investigation - SOCA** . This is the guideline set by the courts as it ensures that the judiciary has ample time to review scrap requests.






## Scrap request for the vehicle

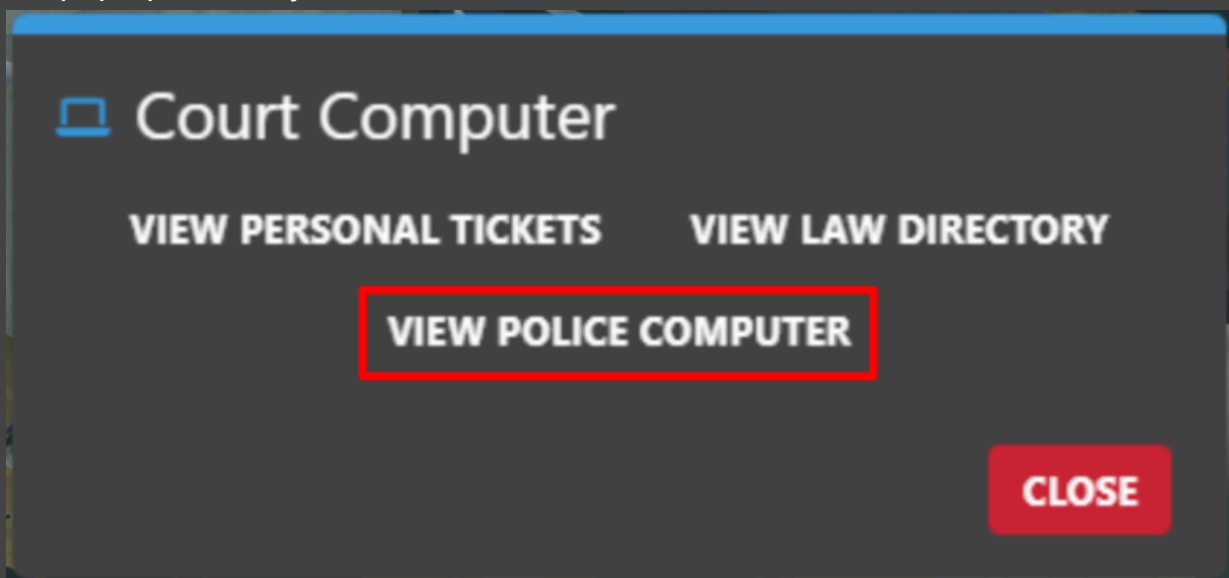
Once the vehicle has been seized, a request to the Judiciary must be made so that the judges can review the points and then scrap the vehicle.

### Submit the seizure request

**Step 1:** Head to any police computer.

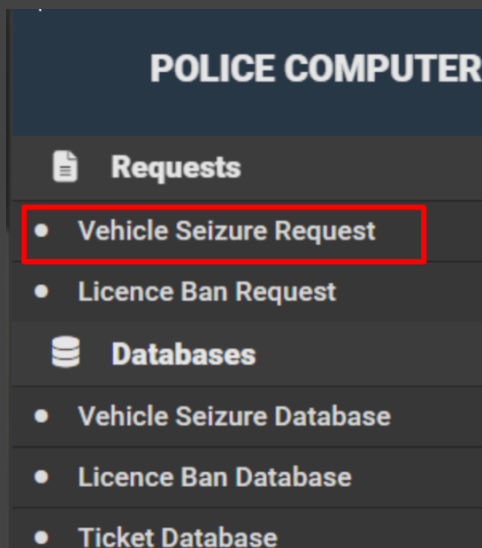


**Step 2:** Open the police computer using your third eye and the following menu will pop up, where you will click the VIEW POLICE COMPUTER:





**Step 3:** Once you're in the police computer you will be prompted by a few options such as Vehicle seizure request and the one we will be using; Vehicle Seizure Request.

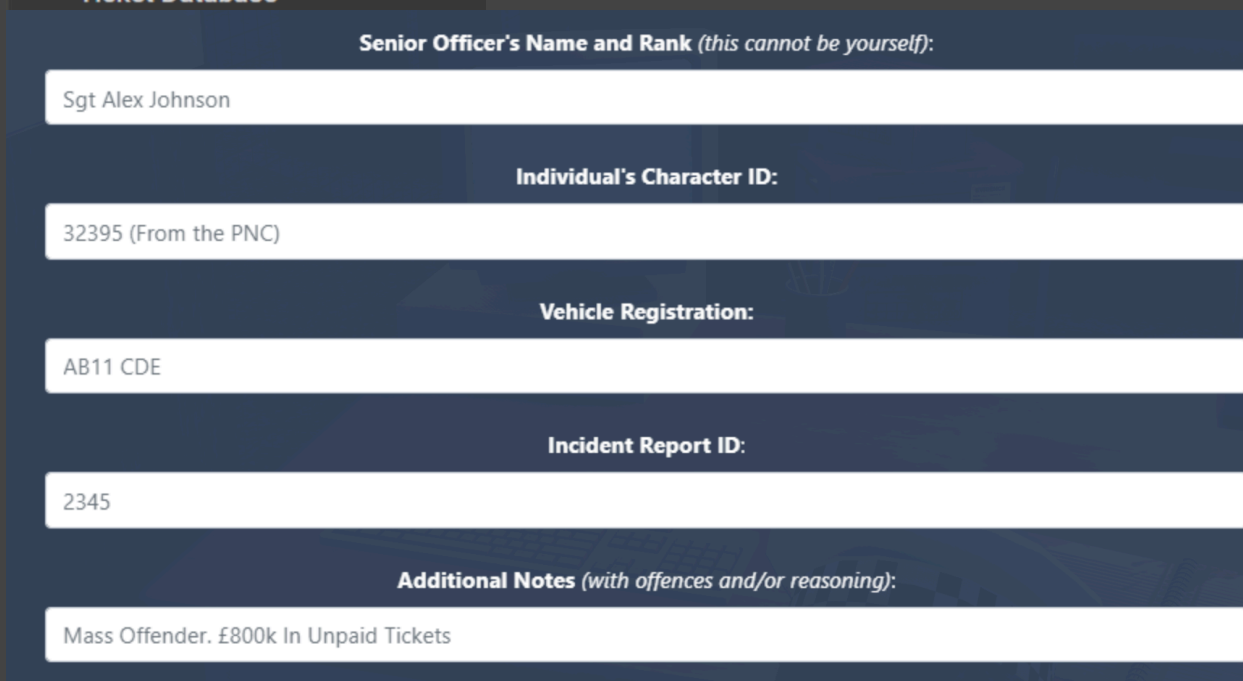


**POLICE COMPUTER**

- Requests**
  - **Vehicle Seizure Request**
  - Licence Ban Request
- Databases**
  - Vehicle Seizure Database
  - Licence Ban Database
  - Ticket Database

Open the vehicle seizure request form which will bring up the scrap form. Before you open the form ensure you have the following details to hand:

- Senior officers name (1 rank senior)
- Suspect Citizen ID
- Registration of the vehicle being scrapped.
- Incident report ID which is normally the latest report which puts the vehicle to 20 points.



**Senior Officer's Name and Rank** *(this cannot be yourself):*

Sgt Alex Johnson

**Individual's Character ID:**

32395 (From the PNC)

**Vehicle Registration:**

AB11 CDE

**Incident Report ID:**

2345

**Additional Notes** *(with offences and/or reasoning):*

Mass Offender. £800k In Unpaid Tickets

**Step 4:** Input the required information. In the additional comments, you will state that the vehicle has 20 points.



**Step 5:** Once you have filled the information in, you can confirm if the form has been submitted correctly by going back to the police computer and selecting the VEHICLE SEIZURE DATABASE.

Requested	Officer	Senior Officer	Vehicle Owner	Vehicle Plate	Status	Reviewed By	Actions
5/10/2024	Adam Watney	Insp Alex Taylor	Jay Richardson	AJ13 UAH	PENDING	N/A	<a href="#">Details</a>

Ensure the correct name appears for the vehicle owner and ensure you have selected the correct license plate to be scrapped.

If you have followed all the steps in the guide and all the evidence is in order, a judge will review and accept your scrap request. You will be notified via text if your scrap request was accepted or not. If it was not accepted, the Judge will leave remarks as to why it was denied.

**Your Vehicle Seizure Request for DD28 UAO has been set to ACCEPTED by Judge Dredd Cage**  
21/08/24 (01:03)

Requested	Officer	Senior Officer	Vehicle Owner	Vehicle Plate	Status	Reviewed By	Actions
20/8/2024	Adam Watney	Insp Zane Trusdale	Genna Brinks	DD28 UAO	ACCEPTED	Dredd Cage	<a href="#">Details</a>

**Your Vehicle Seizure Request for CL13 UBZ has been set to DENIED by Judge Chris McCain with the comment: 'Vehicle is not in the Police impound.'**  
05/10/24 (13:58)

**You have now completed the process for getting a suspect's vehicle scrapped!**

**If you have any questions AT ALL about anything covered in this guide please reach out PS Watney or any other RPU Senior Officer.**



Item	Details
Document Title:	Traffic's how to: vehicle points and scrapping
Owner:	RPUK Docs
Author/Reviewer(s):	PS Adam Watney/Insp Bobby Holden
Date of last review:	11/10/2024
Date of next review:	11/10/2025
This document has been approved by Roads Policing Command.	

