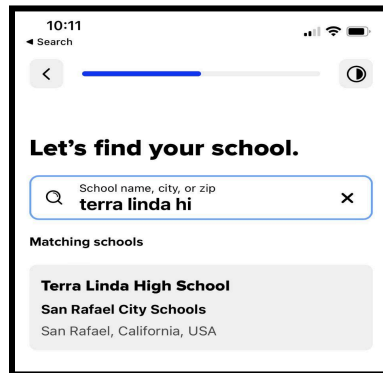


# Download the Sora app for ebooks & audiobooks

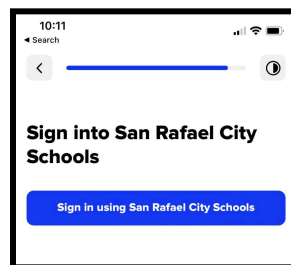
1. Go to the app store on your phone
2. Search "Sora". It will look like this:



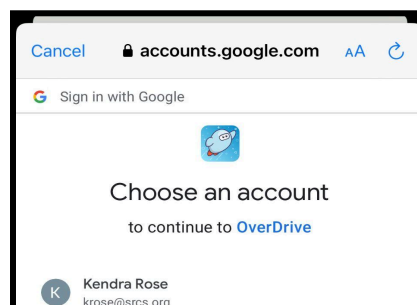
3. Click "get" or "install"
4. Open the app
5. Find your school → enter "Terra Linda High School"



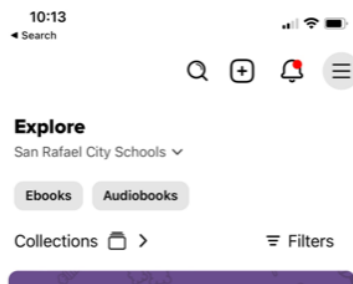
6. Click the button to sign in using "San Rafael City Schools"



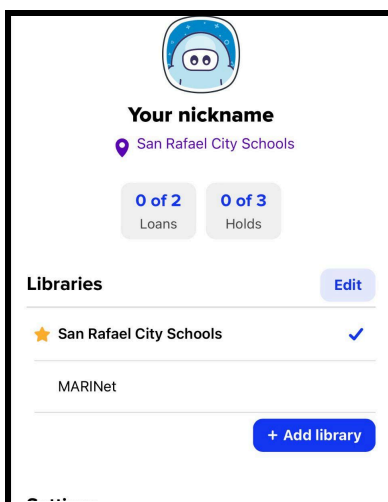
7. Log in with your @srcs username and password



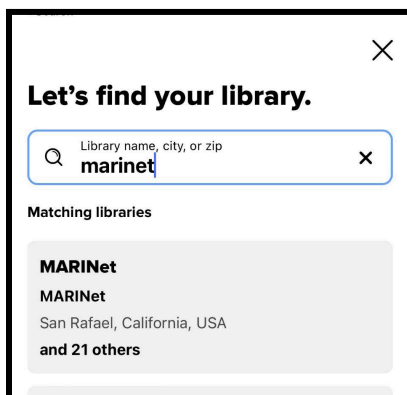
8. Click on the three lines on the top right of your screen



9. Select the button that says “add library”



10. Search for “MARINet”



11. Add the Marinet library

12. Click on the three lines on the top right of your screen

13. You should now be able to toggle between the SRCS and MARINet libraries

14. Use this app to search for and check out free ebooks and audiobooks!