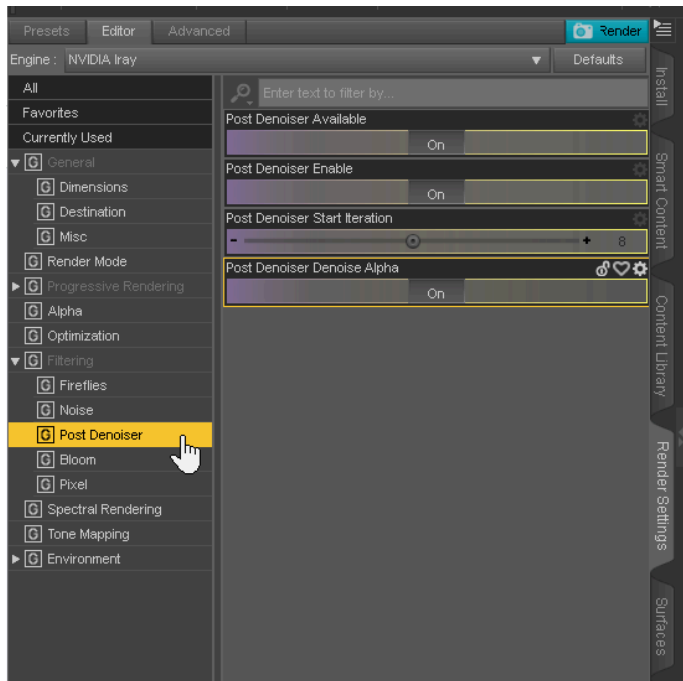
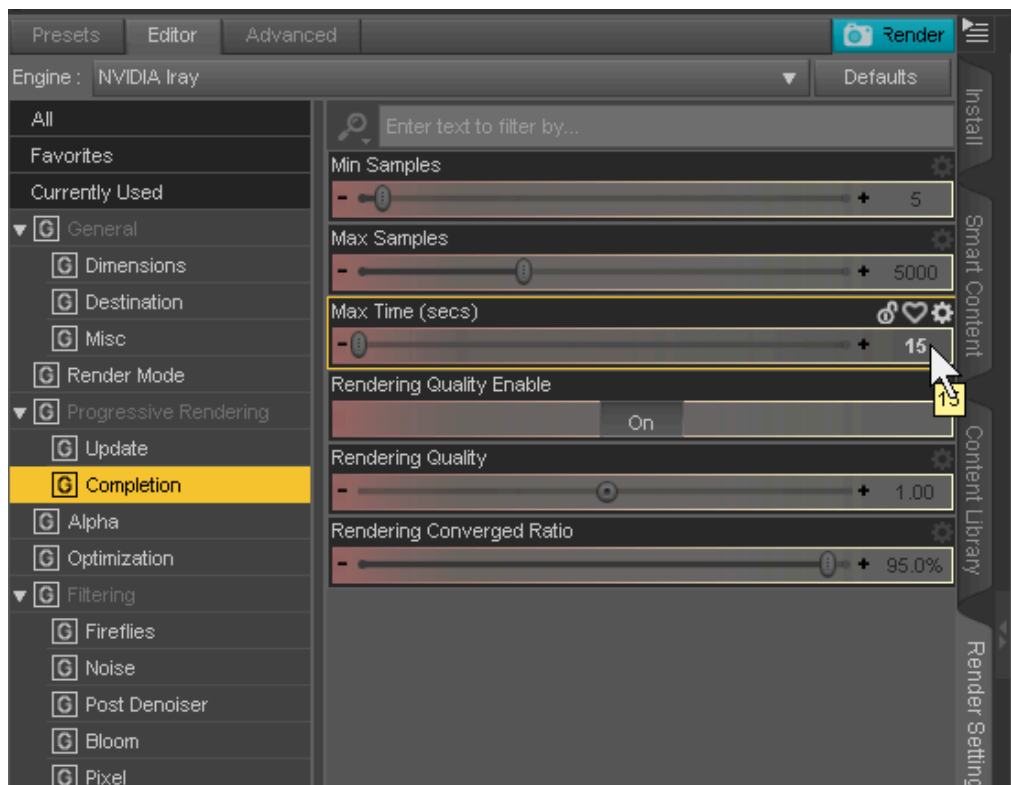


Here are some ways to Optimize or Speed up Daz Iray Renders. It helps if you have an RTX card but even without it the following should help

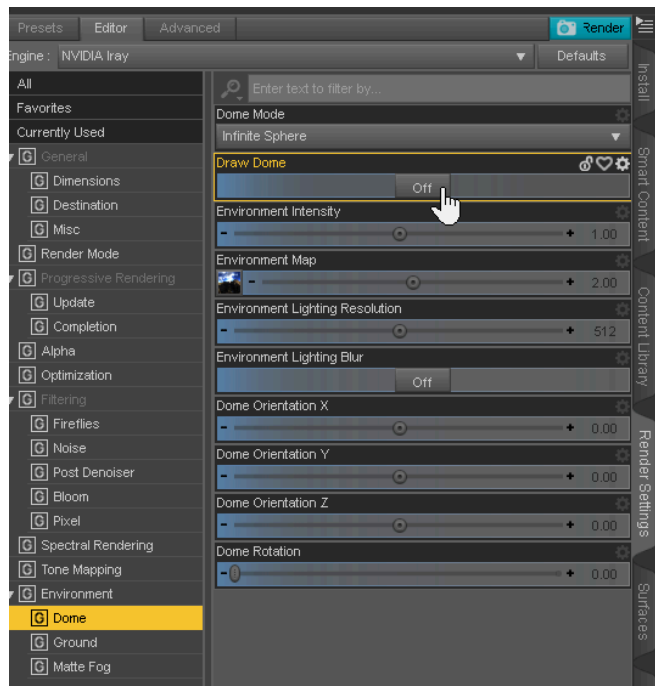
- Use Post Denoiser. This will speed the rendering a lot.



-Set Completion time to 10-30 secs depending on your hardware. On a 2080ti, with a single character 15 secs is passably good!



-Turn off Draw Dome and Render PNG sequence so that you can add background separately in editing software. You don't want to render background 3d elements unless you must.

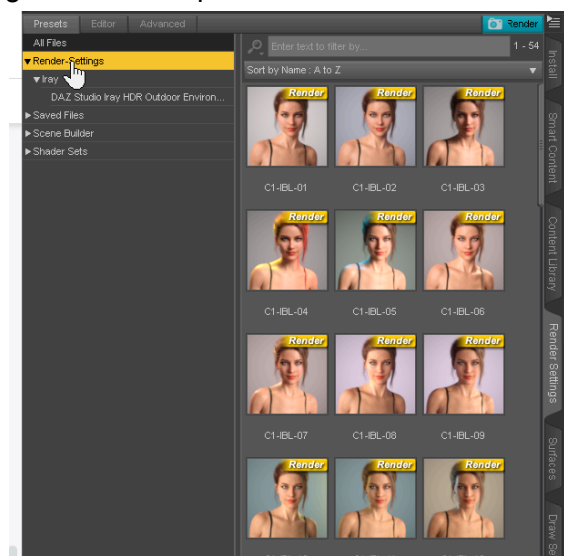


-Set Render type to Image Series and Series Base to ".png" Then composite a blurred background of your choice.

-Also try to render brighter lighted scene rather than dark scene to minimize noise. and Avoid using Fibermesh hairs or beard as they tend to take a long time to render. :)

-Use Tone Mapping to control exposure Vignetting and Saturation, etc.. it makes it look so much better.

-Get "Click and Render IBL Set" lighting preset. it's really awesome and makes it easy to do great renders quick.



More coming Soon!

For questions on our Facemotion and Mixamotion products visit and email to:

freenomon@gmail.com

dazney.com