

Name(s) _____ Period _____ Date _____

Activity Guide - Reacting as Your User (Profile 1)


















Product Evaluation

Your teacher will present a series of different products for you to react to. For each product shown, analyze and rate each of the items shown to you, from the point of view of the user described in the user profile.

Misconception Alert

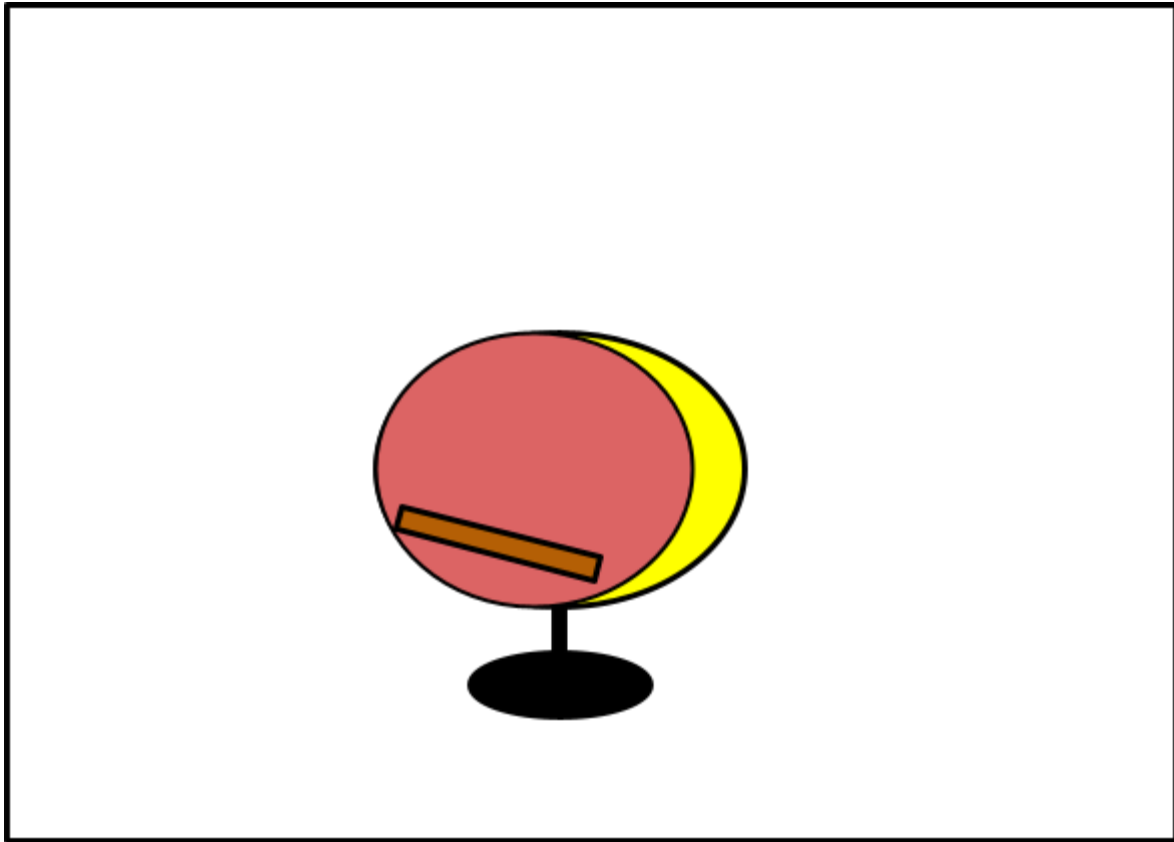
It's easy to think about this in terms of what you like or don't like, but you should be responding based on what your user would like or not like.

Product	Feature Analysis
<p>Product Name: <u>waterproof boots</u></p> <p>      </p> <p>Like Just OK Dislike</p>	<p>My user would like/dislike</p> <p>because she loves being outdoors and these boots can let her be outdoors even when it is raining or wet outside.</p>
<p>Product Name: <u>bicycle</u></p> <p>      </p> <p>Like Just OK Dislike</p>	<p>My user would like/dislike</p> <p>because I don't think she would dislike it since it is an outdoor activity, but I don't think she would like it that much since bikes are not as helpful in the winter.</p>
<p>Product Name: <u>chocolate cupcake</u></p> <p>      </p> <p>Like Just OK Dislike</p>	<p>My user would like/dislike</p> <p>because she loves chocolate cake, and a chocolate cupcake is just chocolate cake but in a smaller form.</p>

Product Redesign

Review the 8 chairs as your assigned user and answer the following questions:

1. Which chair would your user prefer? Egg chair
2. Name 2 features of your chair that your user likes. How do you know your user would like them?
My user loved the color red and that egg chair is red so that would make her like the red interior of this chair. It also looks cozy and spacious, giving her a good spot to read books and eat cake
3. Given what you've learned about your user, design a better chair in the box below.



Discuss

1. Name two features from your new chair design and describe why they appeal to your user.
My user loves to wear the colors red, black, and yellow so it makes sense that her chair would be those colors. The chair now also has a small table that you can use to hold things like plates or books to help hold things to make relaxing easier.
2. Name two features from other chairs you chose not to include and explain why.
I chose not to include a rocking feature because that seems to not work out with the table, so it had to be one or the other and the table seems more useful to the user. And I chose not to make it look like a high heel shoe since she does not like wearing them so it did not make sense for her to sit on one.
3. Compare the chairs within your group. What do they have in common? What's different?
we seem to all have changed the color of the chair to some variations of red, yellow, and black since she likes them so much. However, not many others chose a table/ tray for her like I did. Other people took into account her dog or also having a space to store her outdoor gear.