

Logging Into Handshake

Creation Date: October 27, 2023

[View most recent version on Tango.us](#)

Log onto Handshake

Handshake is also linked on MyWWC: Experiential Learning > Work Program > [Student Employment Opportunities!](#)

1. Click on Log in

All WWC students already have Handshake accounts tied to their Warren Wilson credentials, so there's no need to create an account or sign up.



2. Click on "Students & Alumni: Please select your school to sign in"

Sign in

Students & Alumni (USA)

Please select your school to sign in.


Please select your school to sign in

▼

New to Handshake? Select your school to get started.

Employers & Career Centers (USA)

Please sign in with your email.

 Created with Tango.us

3. Search for "Warren Wilson College"

Students & Alumni (USA)

Please select your school to sign in.

Please select your school to sign in

▼

Warren Wilson


🔍


Warren Wilson College

Employers & Career Centers (USA)

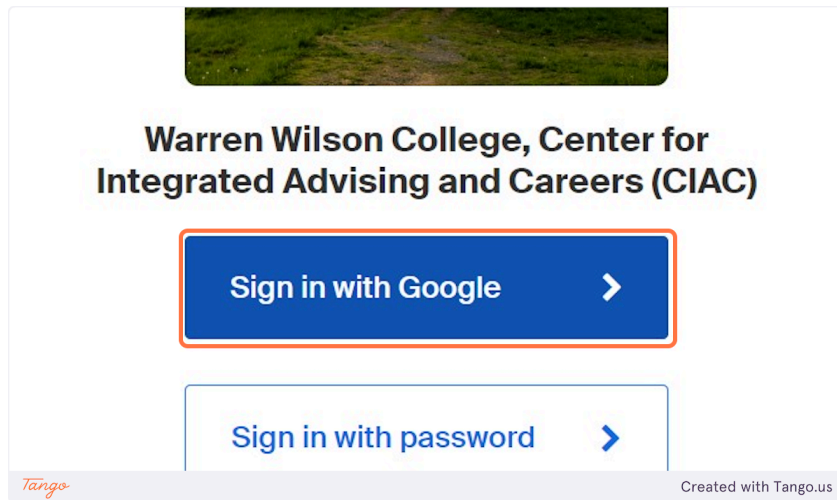
Please sign in with your email.

email@example.edu

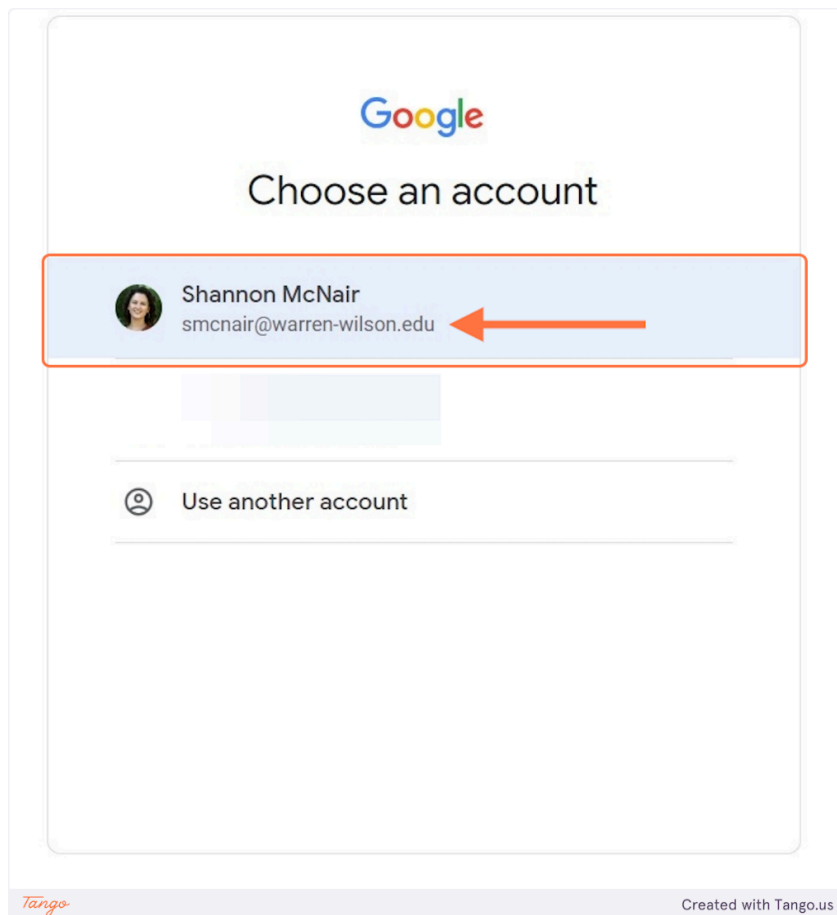


 Created with Tango.us

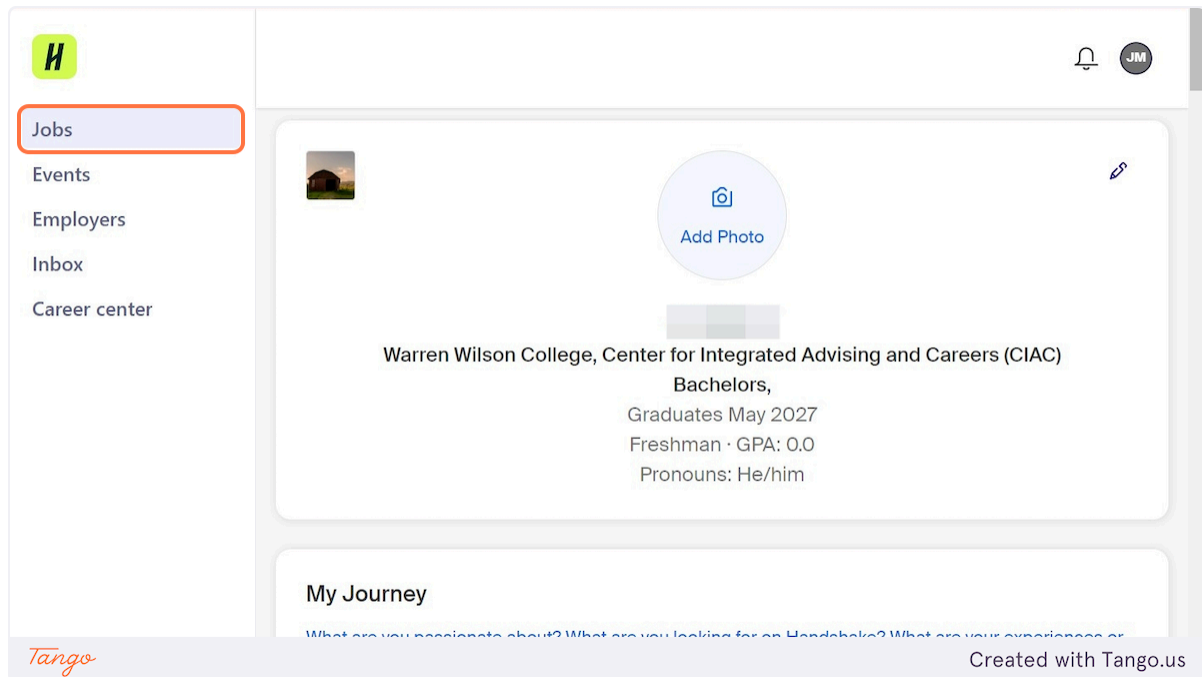
4. Click on Sign in with Google



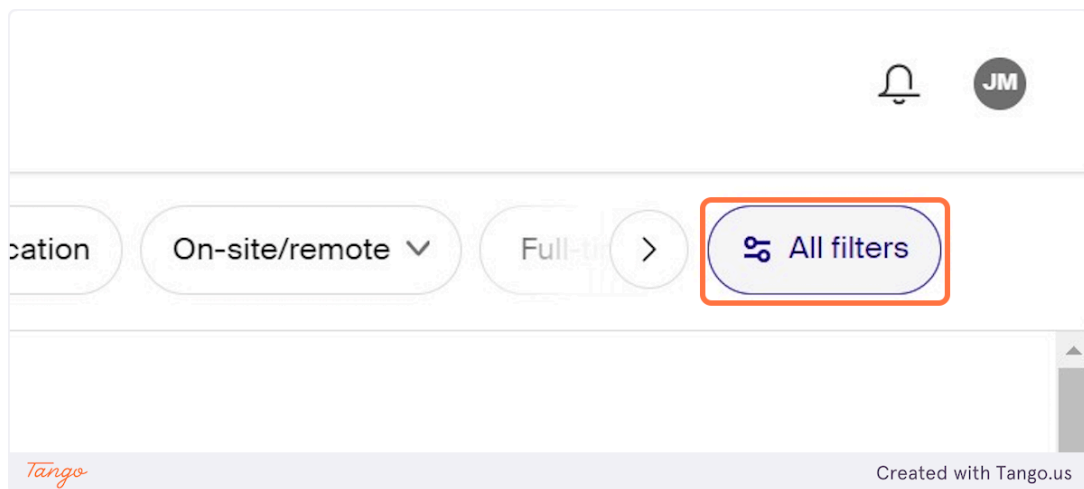
5. Select your Warren Wilson email address.



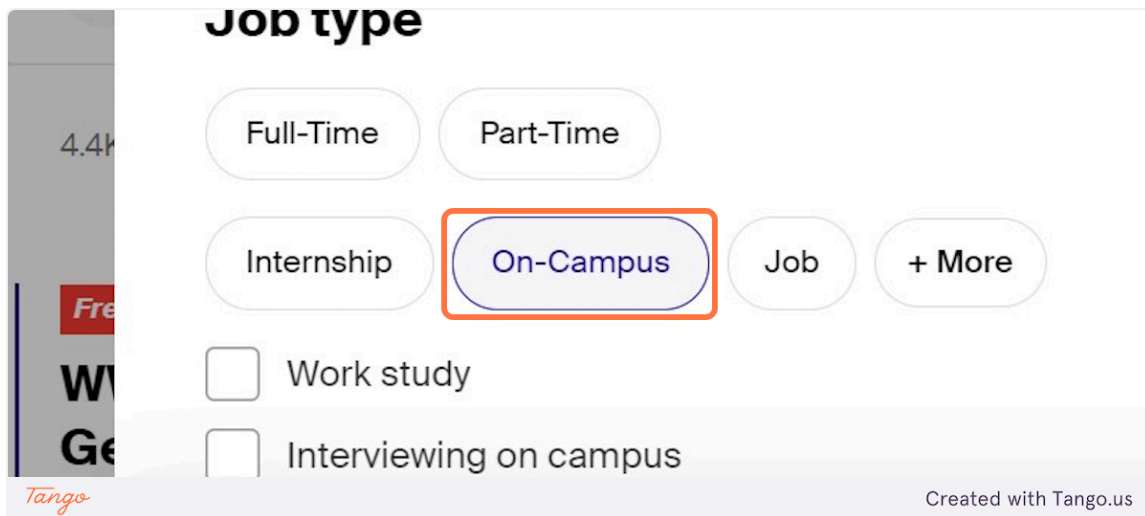
6. To search for crews with open positions click on "Jobs" in the left hand menu.



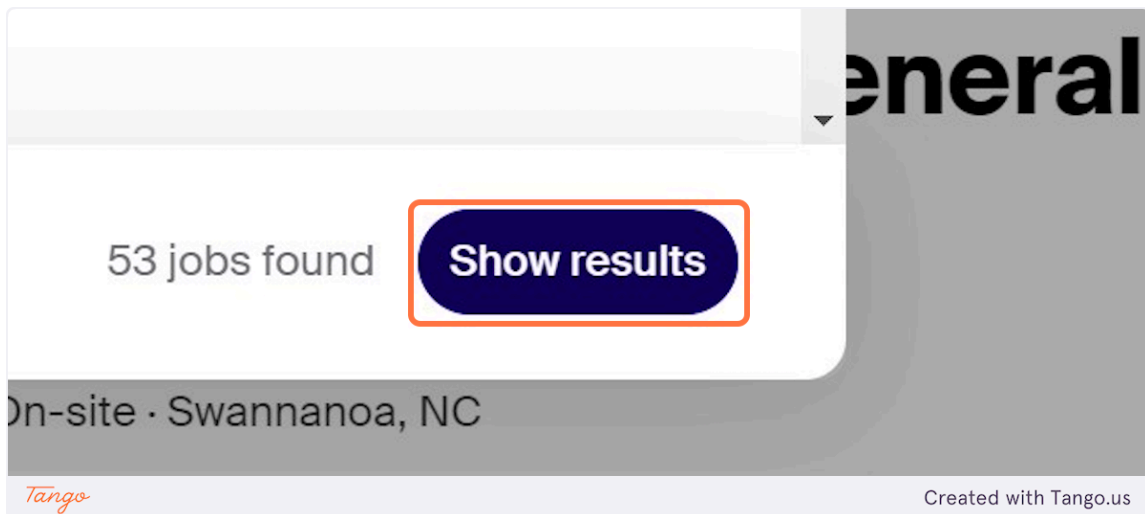
7. To narrow your search for just crew positions click on "All filters"



8. Click on "On-Campus"



9. Click on Show results



10. Scroll through the postings and select roles that sound interesting to you! Don't forget to complete the external application (a required step).

The screenshot shows a job posting interface. On the left, there is a sidebar with a search filter set to 'Relevance' and a list of job postings. The main content area is titled 'About the role' and contains the following information:

Application deadline	Posted date	Estimated pay
November 10, 2023 8:59 PM	October 20, 2023	\$9.05 per hour

Location type	Work study
On-site	Eligible students only

Below the table, there is a bookmark icon and a blue button labeled 'Apply Externally'.

The interface is created with Tango.us, as indicated by the logo in the bottom left and the text 'Created with Tango.us' in the bottom right.

11. Email the WPO with any questions! Happy applying!