



STA. ELENA INTEGRATED SCHOOL
STA. ELENA DISTRICT
SY 2016-2017



READING BUILDERS LEVEL 1

MAGIC SOUNDS

for YOU AND ME



FLORENTINA A. PANIZA

PREFACE

Reading is the heart of learning. The success and failure of pupils will depend much on their reading abilities.

READING BUILDERS INSTRUCTIONAL MATERIALS is born to help pupils. So, MAGIC SOUNDS FOR YOU AND ME is an intervention measure to diagnose the learning needs of our pupils.

The strategic techniques and approaches in reading is the most timely methods to produce independent learners.

The Author

ii



ACKNOWLEDGEMENT

First, I would like to acknowledge the help of all the people involved in this project and, more specifically to Sir ARIEL V. RAMORES (Principal II) for his



support and trusting me to develop these instructional materials. To my mentors Ma'am Elizabeth F. Fajardo (Master Teacher 1) and Ma'am Lovelyn I. Allermo (Master teacher 1) and to all Teachers of Sta. Elena Integrated school for standing beside me throughout in writing these Reading Builders Level 1 to 3 both in English and Filipino. To all pupils under reading program PROJECT STAR (Strategic Techniques and Approaches in Reading) have been my inspiration and motivation to make this project a reality. I also thanks to all parents and stakeholders who lend their helping hands to develop these instructional materials.

Second, I acknowledge the valuable contribution of the following books and the Authors who made it. These books contributed a lot to make this Reading Builders Level 1 to 3 possible.

1. Scott Foresman Reading Practice Book by Scott Foresman
2. Developing Reading Power 1 and 2 Enriched Edition by Capili Ferrer Condez Logue Bagabaldo
3. Reading with Phonics by Wingo
4. Toward Better Reading Skills by Eufrancia L. Aledo
5. Internet/Google/You Tube
6. Remedial Reading (A hand Book for teachers and Students) by Araceli Marasigan Villamin Chita Raollos Villamin

Without their support, these reading materials would not have become a reality.

READING BUILDERS LEVEL 1

MAGIC SOUNDS for YOU AND ME

FLORENTINA A. PANIZA

The following are the skills presented and developed in this instructional materials design for the pupils under reading program PROJECT

STAR (Strategic Techniques and Approaches in Reading) of Sta. Elena Integrated School, Sta. Elena Camarines Norte.

.

1. Different Sounds of animals and objects
2. Similarities and differences in pictures
3. The vowel sounds
4. The consonant sounds
5. Syllables
6. CVC words

The reading teacher and advisers have to exert their efforts to teach these skills to the point of mastery.

This instructional material can also be used as reinforcement and enrichment during remedial instruction of grade 1 to 3 classes.

TABLE OF CONTENTS

UNIT I Different Sounds, Similarities and	
Difference in Pictures	1
Lesson 1 Different Sounds of Animals	2
Lesson/ 2 Different sounds of Objects	3
Lesson 3 Spot Similarities in Pictures	6
Lesson 4 Spot differences in Pictures	7
Lesson 5 Spot differences in letters	12
Lesson 6 Spot the similarities in letters	14
UNIT 2 VOWEL SOUNDS	16
Lesson 1 Aa Sound (“ah”)	17
Lesson 2 Ee Sound (“eh”)	18
Lesson 3 Oo Sound (“oh”)	19
Lesson 4 Ii Sound (“ih”)	20
Lesson 5 Uu Sound (“ah”)	21
UNIT 3 CONSONANT SOUNDS	28
Lesson 1 Mm Sound (“mmm”)	29

Lesson 2	Ss Sounds	("sss")	30
Lesson 3	Bb sounds	("buh")	31
Lesson 4	Tt Sound	("tuh")	32
Lesson 5	Kk sound	("kuh")	33
Lesson 6	Ll sound	("lll")	36
Lesson 7	Yy Sound	("yuh")	37

vi

Lesson 8	Nn Sound	("nnn")	38
Lesson 9	Gg Sound	("guh")	39
Lesson 10	Pp sound	("puh")	40
Lesson 11	Rr Sound	("rrr")	44
Lesson 12	Dd Sound	("duh")	45
Lesson 13	Hh Sound	("hah")	46
Lesson 14	Ww sound	("wuh")	47
Lesson 15	Ff sound	("fff")	48
Lesson 16	Jj Sound	("juh")	52
Lesson 17	Cc Sound	("kuh")	53
Lesson 18	Qq Sound	("kwuh")	54
Lesson 19	Xx sound	("ksss")	55
Lesson 20	Zz Sound	("zzz")	56
Lesson 21	Vv Sound	("vvv")	57

UNIT 4 READING SYLLABLES	63
---------------------------------	-----------

Lesson 1 Syllables Begin with Mm	64
Lesson 2 Syllable Begin with Ss	65
Lesson 3 Syllables Begin with Bb	66
Lesson 4 Syllables Begin with Tt	70
Lesson 5 Syllables Begin with Ll	71
Lesson 6 Syllable Begin with Yy	72
Lesson 7 Syllables Begin with Nn	76
Lesson 8 Syllables Begin with Gg	77
Lesson 9 Syllables Begin with Rr	78

vii

Lesson 10 Syllable Begin with Pp	82
Lesson 11 Syllables Begin with Dd	83
Lesson 12 Syllables Begin with Hh	84
Lesson 13 Syllables Begin with Ww	88
Lesson 14 Syllable Begin with Kk	89
Lesson 15 Syllables Begin with Jj	94
Lesson 16 Syllables Begin with Ff	95
Lesson 17 Syllables Begin with Vv, Zz and Qq	100

UNIT 5 Reading CVC Words	105
---------------------------------	------------

Lesson 1 CVC Word Begin with Mm and Ss	106
Lesson 2 CVC Words Begin with Bb and Tt	110

Lesson 3 CVC Words that Begin with Ll,Kk,Yy and Vv	115
Lesson 4 CVC word that Begin with Nn and Gg	118
Lesson 5 CVC Words that Begin with Pp and Rr	120
Lesson 6 CVC Words that begin with Dd,Hh, and Ww	123
Lesson 7CVC Words that begin with Cc and Ff	127
Lesson 8 CVC Words that Begin with Qq,Jj, and Zz	130

viii

UNIT I

Different Sounds, Similarities and Differences in Pictures



1

LESSON I

Different Sounds of Animals

Objectives: Identify the sounds produce by the different animals in the song.(Mac Donald Song)



says : moo moo moo



says : arf arf arf



says: quack quack quack



says : oink oink oink



says : tweet tweet tweet

LESSON 2

Different Sounds of Objects

Objectives: Identify the sounds produced by different objects.



Says : bruum bruum bruum




Says: kring kring kring



Says: boom boom boom




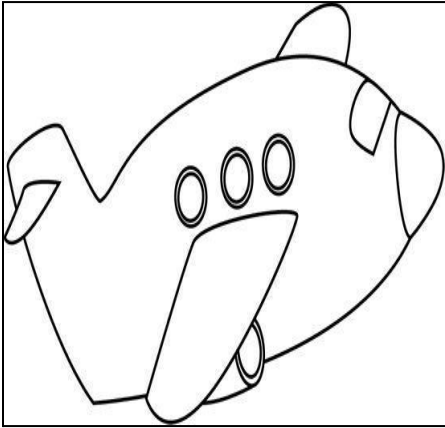
Says: tick - tock tick - tock



Says: beep beep beep


As you hear the sounds color the objects.

1.




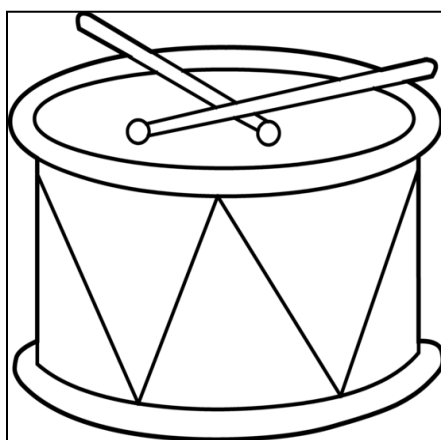
tsug! tsug! tsug! tsug!

2.



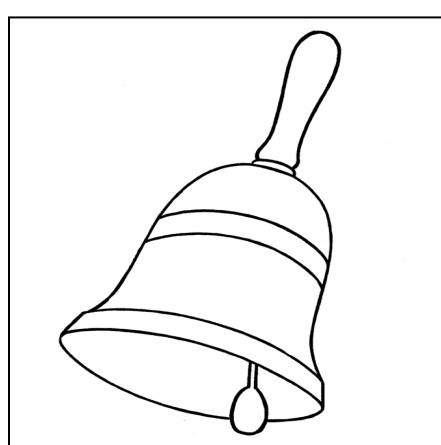
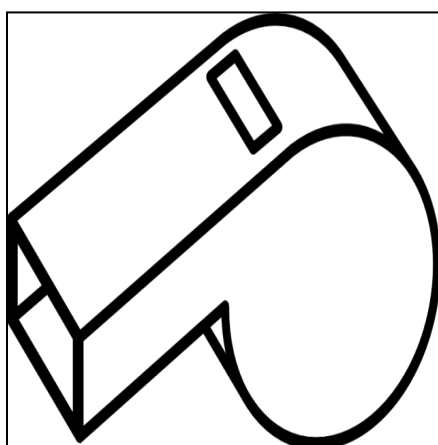
tik-tak! tik-tak! tik-tak!

3.





boom! boom! boom!

4.



Kling! Kling! Kling!

5.







Broom! Broom! Broom!

Lesson 3

Spot Similarities in Pictures




Objectives: Identify similarities in pictures.
(Start looking from left to right)



Lesson 4

Spot differences in Pictures

Objectives: Identify similarities in pictures.
(Start looking from left to right)




Activity 1

Encircle the object that is different.

1.



2.



3.




4.



5.





8

Activity 2

Connect the animals to the sounds you heard.


1. quack! quack! quack!



2. tweet! tweet! Tweet!



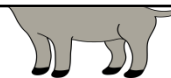
3. moo! moo! moo!



4. meow! meow! meow!



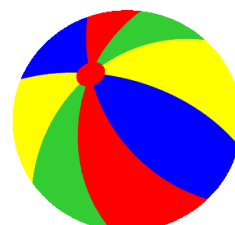



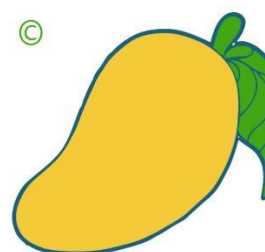
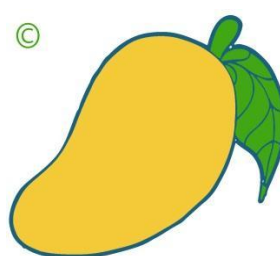



5. Arf! Arf! Arf!




9

Activity 3

Check the objects that are similar.

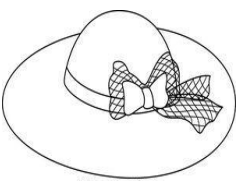


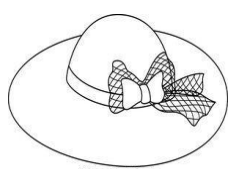


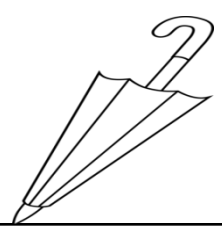


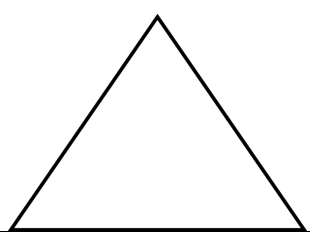
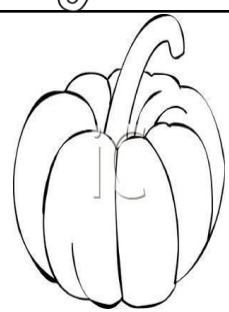
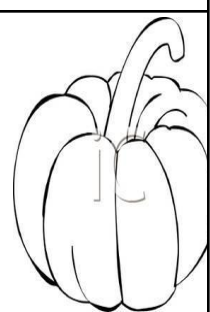





10

Activity 4

Color the objects that look like one on the left.



11

Lesson 5

Objective: Identify letters that are different in the group. What letter is different?
Encircle it.

m

n

m

s

s

l

b

b

g

t

f

t

o

u

o

12

Activity 1

Box  the letter that is different.

1. **W**

V

W

2. **p**

r

p

3. D D b

4. K H H

5. C c K

13

Lesson 6

Spot the similarities in letters

Objective: Identify letters that are similar in the group. Connect letters that are similar?

a

a

e

b

d

b

o

u

u

s

b

c

i

i

e


14

Activity 1



Connect the letter with the arrow
that is similar.

- | | | | |
|----|---|---|---|
| 1. | d | f | d |
| 2. | s | s | e |
| 3. | t | p | t |
| 4. | d | b | d |
| 5. | n | m | m |



Vowel Sounds



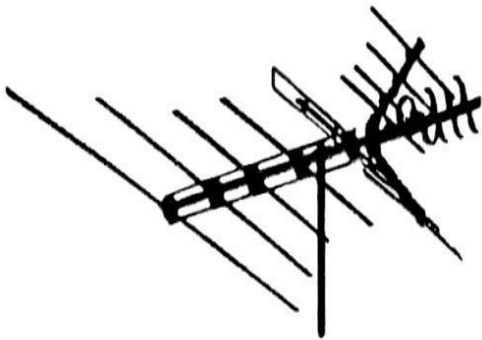
Name the pictures.



avocado




ant



antenna



axes



apple

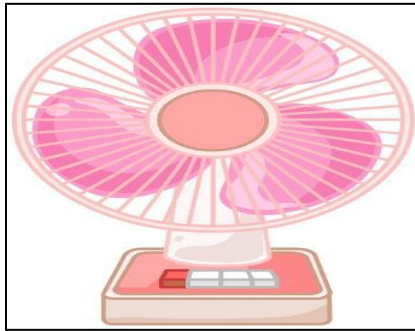
A A A A A

a a a a a

Lesson 2

Ee Sounds ("eh")

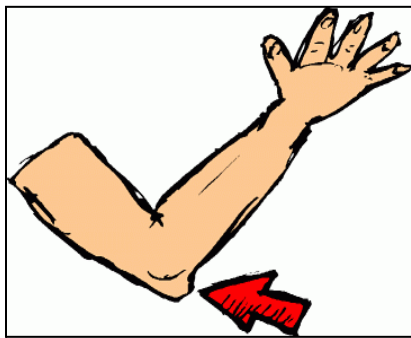
Name the pictures.



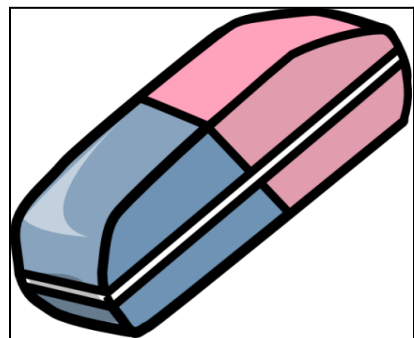
electric fan




egg



elbow



eraser



elephant

E

E

E

E

E

e

e


e

e

e

Lesson 3**Oo Sound ("oh")**

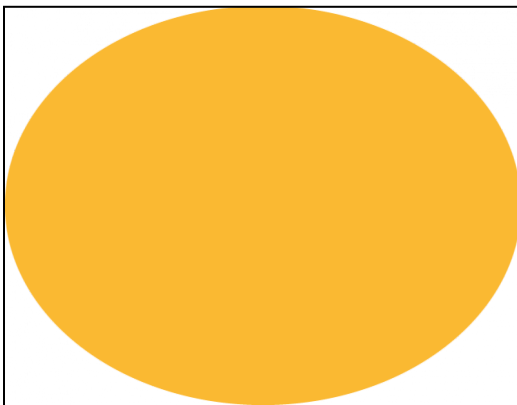
Name the pictures.



octopus



orange




oblong



onions



okra



19

Lesson 4

li Sound (“ih”)

Name the pictures.



ink




ice cream



insects



inside



igloo


l l l l l
i i i i i

20

Lesson 5

Uu Sound (“ah”)

Name the pictures.



undershirt



underwear



umbrella



underpass



up

U U U U U
u u u u u

21

Activity 1

Listen to the beginning sounds of each picture. Box them.

1.




e a o

2.



o e a

3.



e

a

o

4.



a

e

o

22

5.



e

a

u

6.

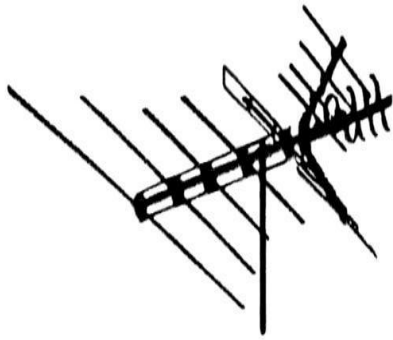


i

u

e

7.



u

a

o

8.



e

i

a

9.



o

u


e

23

Activity 2

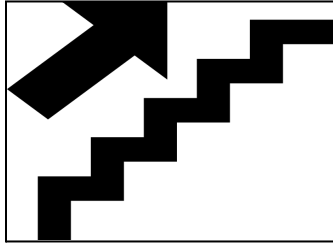
Match picture in column A with the sounds in column B .

1.



u

2.



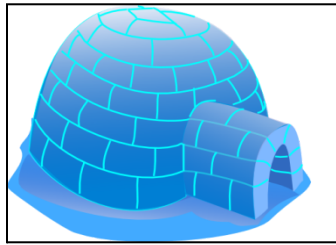
e

3.



a

4.



o

5.



i

Activity 3

Write the following letters properly on the
lines. (Aa, Ee, li, Oo, Uu)

Handwriting practice lines consisting of solid black top and bottom lines with a dashed red midline, repeated ten times.

Read the letters by sounds.


a	i	e	u	o
A	I	E	U	O

“ah” “ih”“eh”“oh” “ah”

“ah” “ih”“eh”“oh” “ah”

“ah” “ih”“eh”“oh” “ah”

“ah” “ih”“eh”“oh” “ah”



UNIT 3


Consonant Sounds



Lesson 1

Mm Sound


Say “mmm” and name the pictures.



mug




money



man



muscle



marble



monkey

M

M

M

M

M

m

m


m

m


m

Lesson 2**Ss Sounds**

Say “sss” and name the pictures.



sun




snake



skirt



slipper



soap

sunflower

S

S

S

S

S

s

s

s

s


s

30

Lesson 3

Bb Sounds

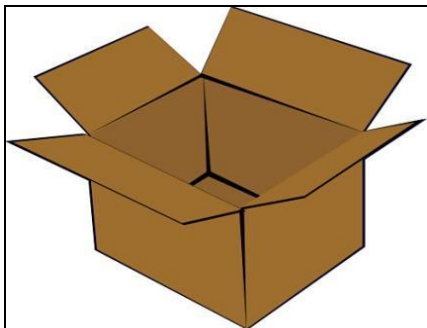
Say “buh” and name the pictures.




banana




bag




box



bat



bird



balloon

B

B

B

B

B

b

b

b

b

b

31

Lesson 4

Tt Sound


Say “tuh” and name the pictures.




Table



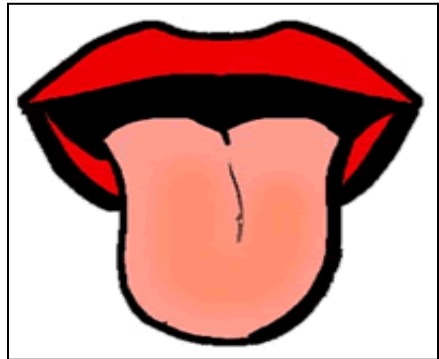
truck



towel



tower



tree

tongue

T

T

T

T

T

t

t

t

t

t

32

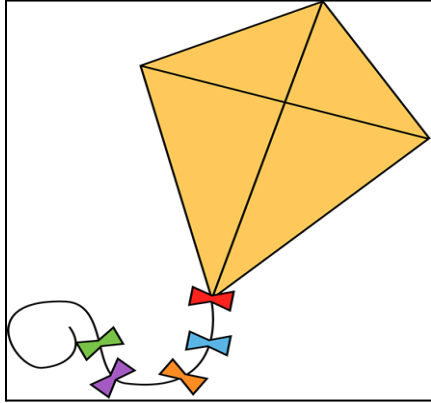
Lesson 4

Kk Sound


Say “kuh” and name the pictures.



kitten



kettle



Kite

key

K

K

K

K

K

k

k

k

k

k

33

Activity 1

Read the letters by sounds.

M

S

B

T

K

s

b

t

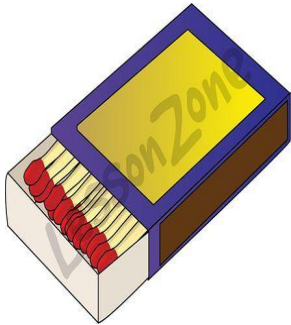
k

m

Activity 2

Listen to the beginning sound of each picture then underline the correct sound.

1.



b

t

m

2



s

b

k

34

3.




k

s


t

4.



m k b

5.



k b s

Activity 3

Copy letters m, s, b, t, k .

Handwriting practice lines consisting of solid top and bottom lines with a dashed middle line. There are five sets of these lines for copying practice.

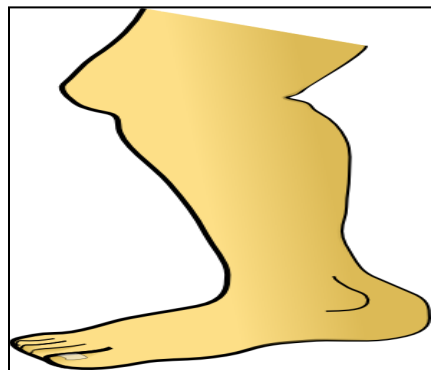
Lesson 5

LI Sounds


Say “lll” and name the pictures.




lamb



leg



ladder



lamp



lemon



lyre

L L L L L
l l l l l

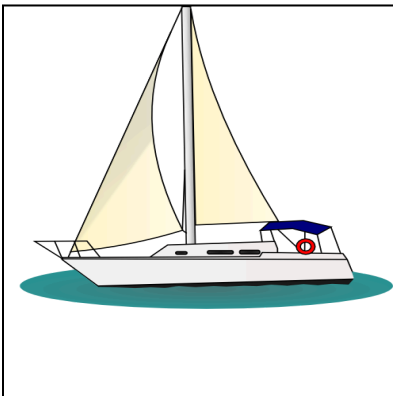
36



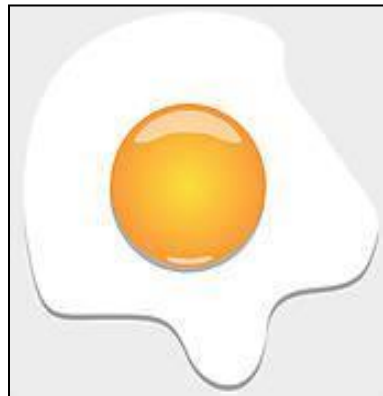
Lesson 6

Yy Sounds


Say “yuh” and name the pictures.



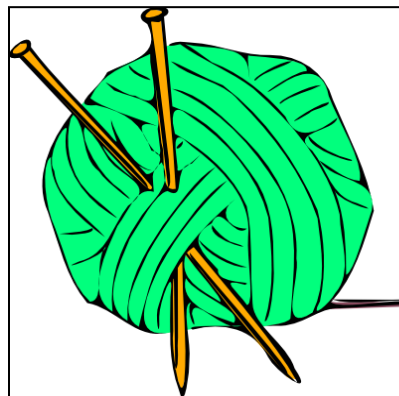
yacht




yolk



yard



yarn

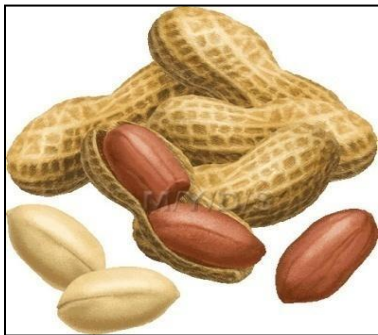


37

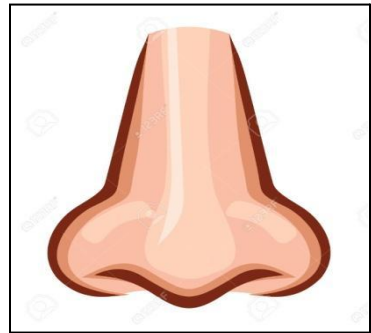
Lesson 7

Nn Sounds

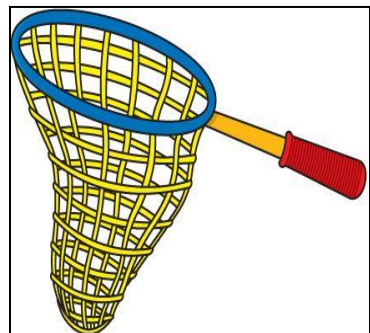
Say “nnn” and name the pictures.



nuts

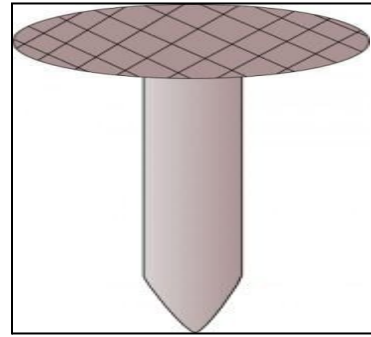


nose



nurse

net



nun

nail

N

N

N

N

N

n

n

n

n

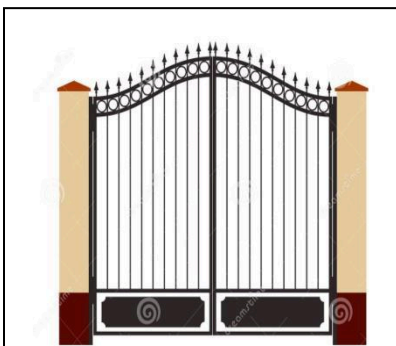
n

38

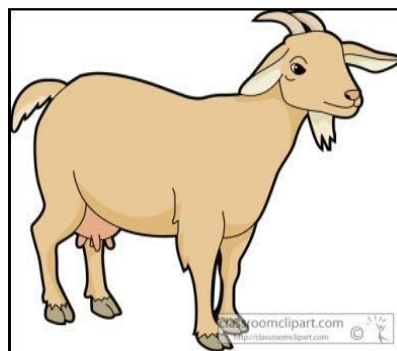
Lesson 8

Gg Sounds

Say “guh” and name the pictures.



gate



goat



gift



girl



garden



garlic

G

G

G

G

G

g

g

g

g


g

39


Lesson 9

Pp Sounds

Say “puh” and name the pictures.




panda



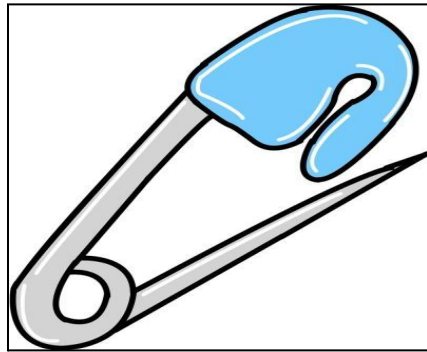
pan



pillow



pencil



pin

P P P P P
P P P P P

40

Activity 4

Read the letters by sounds.

M	S	B	T	K
P	G	N	Y	L
n	t	m	k	y
g	p	s	l	b

Activity 5

Listen to the beginning sound of each picture then pick a sound from the box that match. Write the letter on the box.

n	t	m	k	y
g	p	s	l	b


1.



2.



3.



4.




5.



6.



7.




© SIMBAS TECHNOLOG
ARTUOX.COM



8.



9.



10.



Activity 6

Read the following word.

glass	ball
mitt	night
seesaw	ladder
kiss	pot
yarn	tree

Activity 7

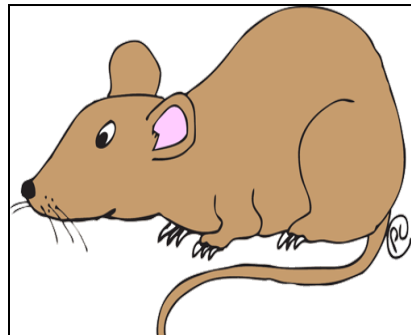
Write the following letters properly on the lines. (Ss, Nn, Yy, Ll, Gg)

Lesson 10**Rr Sounds**

Say “rrr” and name the pictures.




radio



rat




rain



run



ring



rocks

R R R R R
r r r r r

44

Lesson 11

Dd Sounds

Say “duh” and name the pictures.



drum



dance



dig



doll



duck



dog

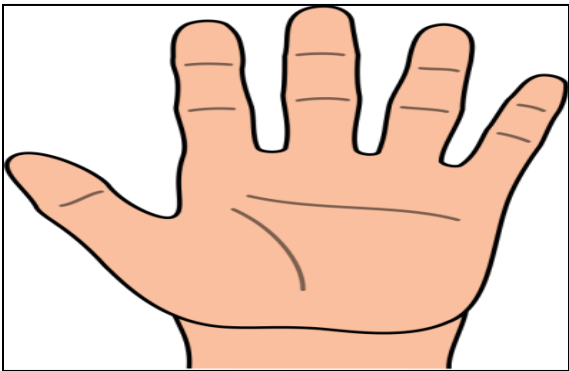
D D D D D
d d d d d

45

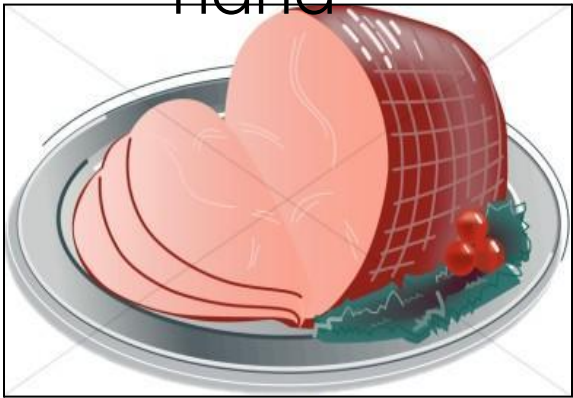
Lesson 12

Hh Sounds


Say “hah” and name the pictures.



hand



hen



ham



heart

house

hammer

H

H

H

H

H

h

h

h

h


h

46

Lesson 13

Ww Sounds


Say “wuh” and name the pictures.




wind



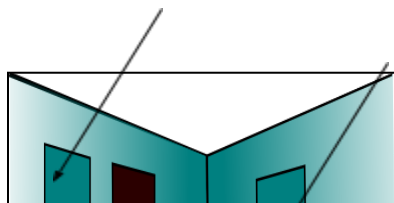
web



well



wings



whistle

window

W

W

W

W

W

w

w

w

w


w

47


Lesson 14

Ff Sounds


Say “fff” and name the pictures.



fan




frog



flower



fish



fruits

foods

F F F F F
f f f f f

48

Activity 8

Read the letters by sounds.

M S B T K
P G N Y L
F W R D H

Activity 9

Match each sound to the letter on the

right.

- | | |
|-----------|------|
| 1. "guh" | a. m |
| 2. "fff" | b. r |
| 3. "duh" | c. n |
| 4. "hah" | d. g |
| 5. "wuh" | e. b |
| 6. "rrr" | f. f |
| 7. "buh" | g. d |
| 8. "kuh" | h. h |
| 9. "mmm" | i. w |
| 10. "nuh" | j. k |

49

Activity 10

Listen to the name of pictures.
Write the beginning sound.




1.

__ooks

2.

__ango

3.



4.



__tar

__ire

5.



6.



__oor

__oad

50

7.



8.




__rass

__ond

9.



10.



__un

__rain

Activity 11

Write the following letters properly on the lines. (F W R D H)


Lesson 15

Jj Sounds

Say “juh” and name the pictures.



jar



jam



jacket



jag



jet




jelly

J J J J J

j j j j j

Lesson 16**Cc Sounds**


Say “kuh” and name the pictures.



cow




cup



cap



cat



can

C

C

C

C

C

c

c

c

c

c

53

Lesson 17

Qq Sounds

Say “kwuh” and name the pictures.



quarrel



queen



quail

Q Q Q Q Q

q q q q q

54


Lesson 18

Xx Sounds

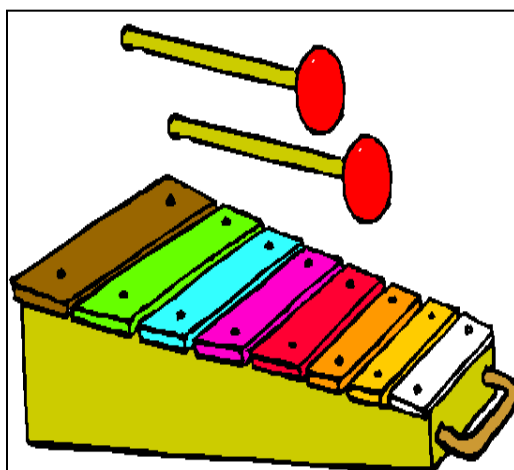
Say “ksss” and name the pictures.



xerox



x-ray



xylophone


X X X X X
x x x x x

55


Lesson 19

Zz Sounds

Say “zzz” and name the pictures.



zombie



zero

zigzag

zipper



zoo

zebra


z z z z z
z z z z z

56

Lesson 20

Vv Sounds

Say “vvv” and name the pictures.



venta



van



vegetable



vase



vaccine

vest

V V V V V
v v v v v

Activity 12

Read the letters by sounds.

V V V V V
W W W W W
X X X X X
Y Y Y Y Y
Z Z Z Z Z

Activity 13

Listen to the name of each picture check(/) the beginning sound.




v y w



v z y

58



v z y



w x v



v w z

y z w

Listen to the name of each picture.
Check the ending sound.



w v x



w v x



y x v

Read the following words.

fox	zebra	vain
vest	zoo	yarn
watch	wallet	zigzag
zipper	wand	well
wax	zombie	box

Activity 15

Write the following letters properly on the lines. (Jj, Cc, Ff, Zz, Xx, Vv)

[illegible]

Activity 16

Read the sounds and name the picture.

1. “mmm”
(Mm)



2. “sss”
(Ss)



3. “buh”
(Bb)



4. “tut”
(Tt)




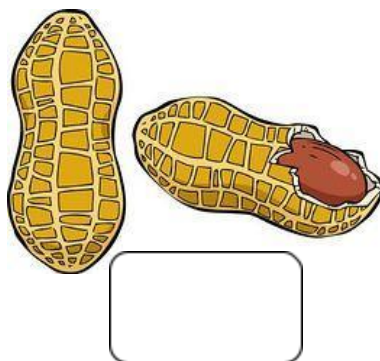

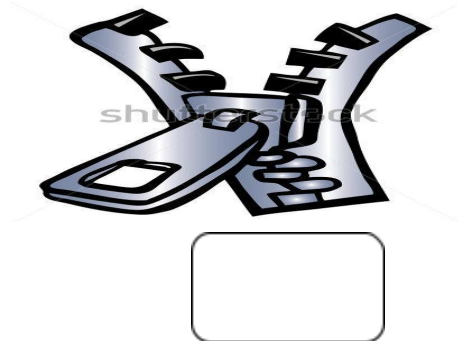


5. “kuh”
(Kk)



Activity 17

Write the sounds for each picture.
Write your answer in the box.





Reading Syllables



mo pe ru

63

Lesson 1

Read the following syllables begin with Mm.

mu ma mi mo me

me mu mo mi ma

mi mo ma mu me

mo me ma ma mi

ma mi me mo mu

me mu mo mi ma

64

Lesson 2

Read the following syllables begin with Ss.

su sa si se so

se su so si sa

si so sa su se

so se su sa si

sa su se si so

si so sa su se

65

Lesson 3

Read the following syllables begin with Bb.

bo ba be bi bu

be bo bu bi ba

bi bo ba bu be

bo be bu ba bi

bo ba be bi bu

be bo bu bi ba

bi bo ba bu be


66

Activity 1

Listen to the name of each picture.
Underline the correct syllables.



mo mu



bi be



se si



sa so



ma mu



ba bu



ma me

sa so

be ba

Activity 2

mo	me	mu	ma	mi
----	----	----	----	----

Copy the syllables that begin with Mm, Ss and Bb, then read.

se	sa	so	si	su

bo	bi	ba	bu	be

Activity 3

Read the following words that begin with **m**, **s**, and **b**.

1. mad
2. beggar
3. sing
4. sand
5. map
6. ballerina
7. belt
8. salt
9. band
10. melt

69



Lesson 4

Read the following syllables begin with It.

ta te ti to tu

tu ta ti te to

te tu to ti ta

ti to ta te tu

to te tu ta ti

tu ta ti te to

Read the following syllables begin with Ll.

lu la li le lo

le lo lu li la

li lo la lu le

lo le lu la li

la lu lo li le

Lesson 6

Read the following syllables begin with Yy.

yu ya ye yi yo

ye yo yu yi ya

yo yi ya yu ye


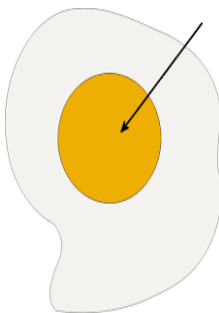
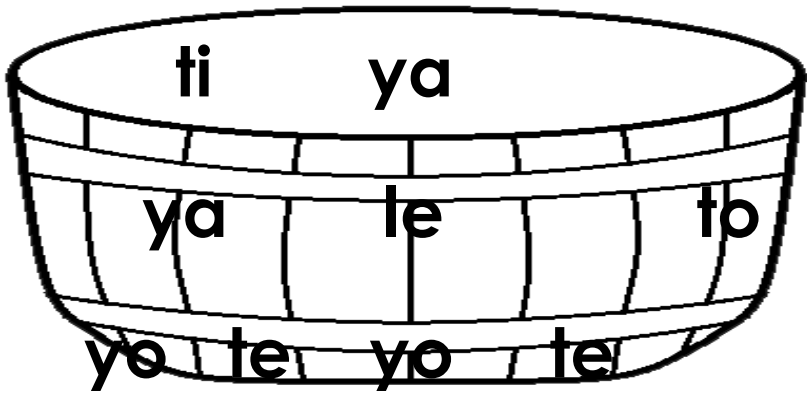
yi yu yo ya ye

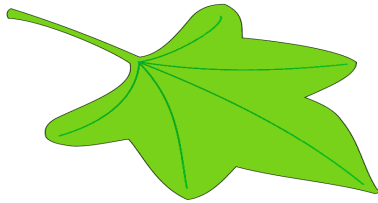

ya yo ye yu yi

yi ye yo yu ya

Activity 1

Listen to the name of each picture. Choose the correct syllables in the basket. Write your answer on the box.





73

Activity 2

Copy the syllables that begin with **Yy**, **Ll** and **Tt**, then read.

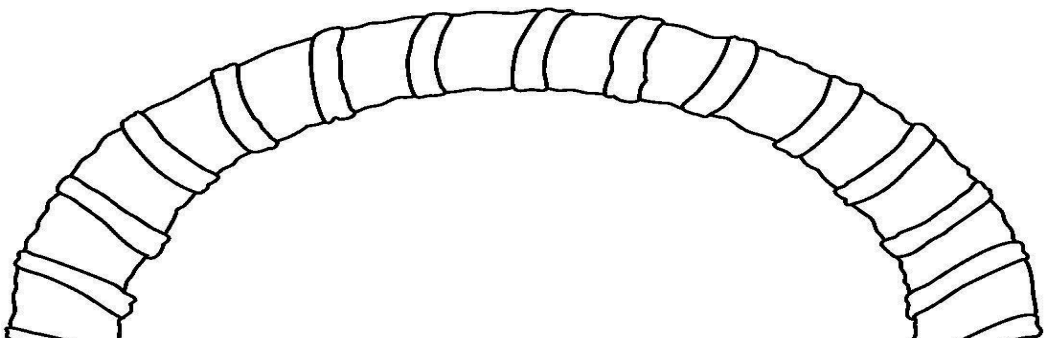
ye	yo	ya	yi	yu

to	ta	te	tu	ti

yo	yu	ye	yi	ya

Activity 3

Read the following words that begin with **Yy**, **Ll**, and **Tt** in the basket.



tears

leaf

yacht

yarn toe yarn

tip yogurt yolk

tent

75

Lesson 7

Read the following syllables begin with Nn.

ne nu no ni na

ni no na nu ne

no ne nu na ni

nu ni na no ne

na no ne nu ni

76

Lesson 8

Read the following syllables begin with

Gg.

ge gu go gi ga

gi go ga ge gu
go ge gu ga gi
ge gu ga gi go
ga gi ge gu go

77

Lesson 9

Read the following syllables begin with **Rr**.

ra re ri ro ru

ru ra ri re ro

re ru ro ri ra

ri ro ra ru re

ro re ru ra ri

ra ri ro ru re

78

Activity 1

Listen to the name of each picture.
Underline the correct syllables.



ri ra



ro ra



ni na



gu go



ra ro




na no



go gi



no na



gu go

Copy the syllables that begin with **Nn**, **Gg** and **Rr**, then read.

ne	na	no	ni	nu

go	gi	ga	ge	gu

ro	re	ri	ra	ru
----	----	----	----	----

Activity 3

Read the following words that begin with **Nn**, **Gg**, and **Rr** in the board.

ring	nips	gift
nap	roof	nose

gun

rat

goat

81

Lesson10

Read the following syllables begin with **Pp**.

pa pe pi po pu

pu pa pi pe po

pe pu po pi pa

pi po pa pu pe

po pe pu pa pi

82

Lesson 11

Read the following syllables begin with **Dd**.

di du da de do

du di de do da

do da du di de

de do di da du

du di de da do

da de di do du

83

Lesson 12

Read the following syllables begin with **Hh**.

hu ha hi hu ho

he hu ho hi ha

hi ho ha hu he

ho he hu ha hi

hu ha hi ho he


ha he hi ho hu

84


Activity 1

Listen to the name of each picture.

Underline the correct syllables.



ho ha




pu po



di de



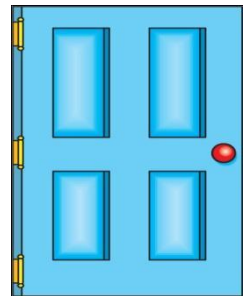
ho he



hu ha



po pi



hi ha

do da

do de

Copy the syllables that begin with **Pp**, **Dd** and **Hh**, then read.

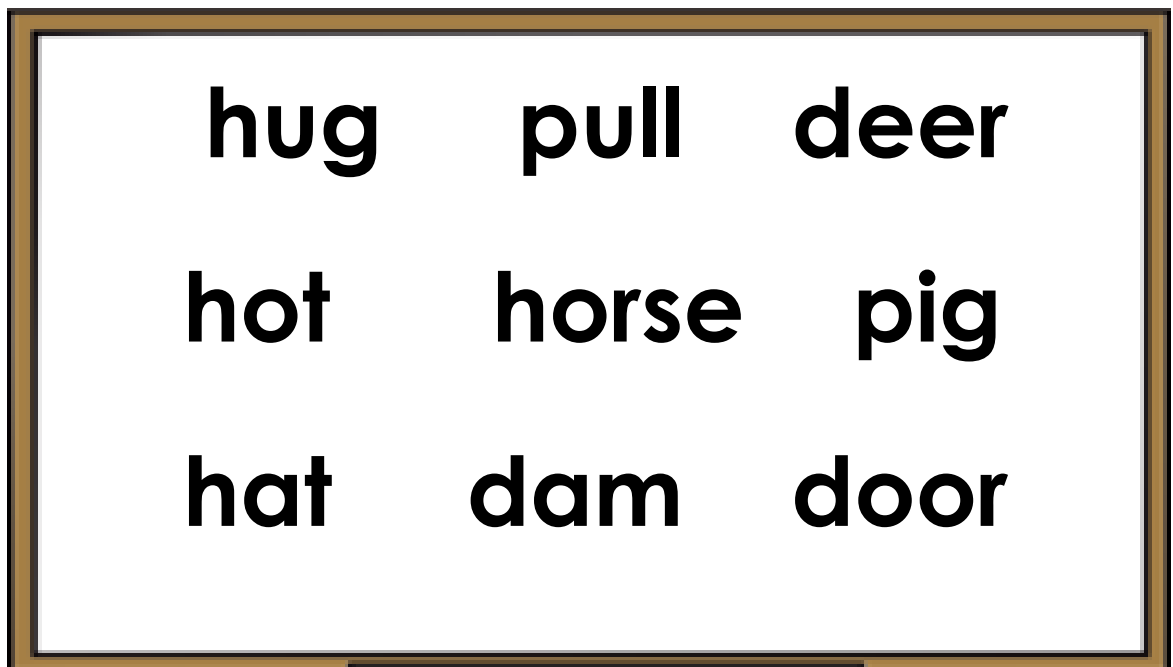
ha	he	hi	ho	hu

pa	pe	pi	po	pu

da	de	di	do	du

Activity 3

Read the following words that begin with **Pp**, **Hh**, and **Dd** in the box.



Read the following syllables begin with **Ww**.

wa we wi wo wu

wu wa wi we wo

we wo wu wi wa

wi wo wa wu we

wo we wu wa wi

wo wu wi wa we

Lesson14

Read the following syllables begin with **Cc** and **Kk**.

ca ke ki co cu

ki co cu ca ke

co cu ca ke ki

ke ki co cu ca

ki co cu ca ke

co cu ca ke ki

Activity 1

Listen to the name of each picture.

Box ☐ the correct syllables.

1.



ki ke ca

2.



ca ki co

3.



wo wa we

4.



ca ki ke


90

5.



wo wa wi

6.



co ca ke

7.



we wa wo

8.



we

wa

wo

91

Activity 2

ca	ke	ki	co	cu


--	--	--	--	--

Copy the syllables that begin with **Ww**, **Kk** and **Cc**, then read.

wa	we	wi	wo	wu

Activity 3

Read the following words that begin with **Cc**, **Kk**, and **Ww** on the web.



Lesson 15

Read the following syllables begin with **Jj**.

ja je ji jo ju

je ji jo ju ja

ji jo ju ja je

jo ju ja ji ja

ju ja je jo je

ja je ji jo ju

Lesson 16

Read the following syllables begin with **Ff**.

fa fe fi fo fu

fe fi fo fu fa

fa fo fe fu fi

fi fe fu fa fo

fo fu fa fe fi

fa fo fu fa fe

95

Activity 1

Listen to the name of each picture. Write them on the line. Choose the correct syllables on the box.

1.



__od

fa fo

2.




__g

ju jo



3.

je	jo
----	----



4.

_sh

fo fi




5.

__cket

ja	jo
----	----

96

6.

 nce

fe	fi
----	----


7.



__ather

fi	fe
-----------	-----------

8.



__ urnal ju jo

9.



__n

fa

fe

10.



__m

ju

ja

ja	jo	ju	je	ji

--	--	--	--	--

Copy the syllables that begin with **Jj**, and
Ff, then read.

fa	fe	fi	fo	fu

Activity 3

Read the following words that begin with **Ff**, and **Jj** in the aquarium.



jam

Lesson 17

Read the following syllables begin with **Vv**,
Zz and **Qq**.

va ve vi

vi va ve

za ze zi

ze zi za

qua que qui

que qua qui

100

Activity 1

Listen to the first two sounds of picture's name.
Write them in the boxes.



een



ail





st

getables



o



n

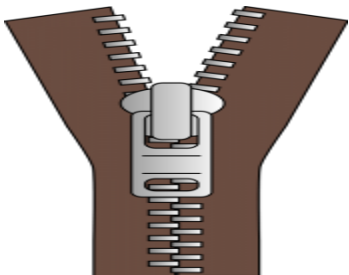
101



gzag



ite



pper

se



lcano



bra

Activity 2

va	vo	vu	ve	vi
----	----	----	----	----

Copy the syllables that begin with **Vv,Zz** and **Qq**, then read.

qua	que	qui	zap	zip

--	--	--	--	--

103

Activity 3

Read the following words that begin with
Vv, Zz

and **Qq** in the magic box.

vegetables queen

quail volcano

vase

zipper vest

zoo van

zebra

zigzag

quite

104



Reading CVC Words



gun men hen kid Dan

pet

run

105

Lesson 1


CVC words that begin with Mm and Ss.

Objectives: Read syllables and CVC words that begins with Mm and Ss.

ma- -p	map	su- -n	sun
mi- -x	mix	se- -t	set
mu- -g	mug	so- -n	son
mo- -p	mop	sa- -d	sad
ma- -d	mad	si- -x	six
ma- -n	man	se- -ll	sell
mu- -d	mud	sa- -ck	sack
me- -t	met	so- -b	sob
mo- -b	mob	sa- -t	sat
me- -n	men	si- -p	sip


Activity 1

Read the words in the box. Copy the correct name for each picture.



sad sit

sip sell



mug mad

mug man

107



six sit

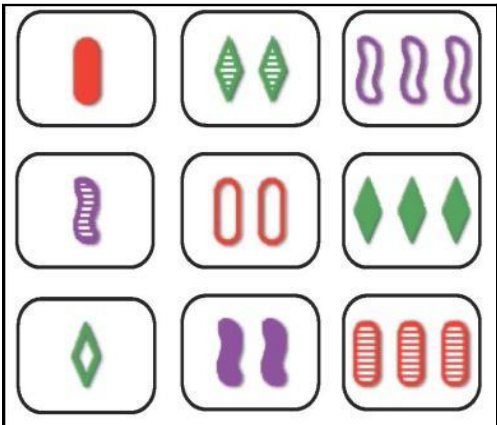
sat sack



sun son



mad mug



sip set



mat map

Activity 2

Write the name for each picture.



— — —



— — —

— — —



— — —



— — —

Lesson 2

CVC words that begin with Bb and Tt.

Objectives: Read syllables and CVC words that begins with Bb and Tt.

ba- -t	bat	to- -p	top
be- -t	bet	ta- -g	tag
bu- -n	bun	ti- -p	tip
bu- -d	bud	ta- -p	tap
bu- -g	bug	te- -n	ten
bi- -b	bib	ta- -x	tax
be- -t	bet	tu- -b	tub
bu- -s	bus	tu- -g	tug
ba- -r	bar	to- -n	ton
ba-d	bad	ta-ck	tack

Activity 1

Listen to the name of pictures. Encircle the

correct word for each.

1.



bat

rat


2.



tag

bug

3.



bus

bat

4.



bud

tub

5.



pen

ten

6.



bib

bet

7.



bad

lad

8.



bag

tag

Activity 2

Write the correct name for each picture. Choose from the box.

bun

tip

bag tack

bud

bed

toy









Acclaim Images.com





Lesson 3

CVC words that begin with Ll,Kk,Yy and Vv.

Objectives: Read syllables and CVC words.

le- -g	leg	ki- -n	kin
lic- -k	lick	ki- -t	kit
li- -p	lip	ka- -n	kan
lo- -g	log	va- -t	vat
la- -d	lad	vi- -m	vim
la- -p	lap	Vi- -c	Vic
la- -k	lak	zi- -p	zip
lu- -ck	luck	za- -p	zap
ye- -n	yen	ya- -k	yak
ya- -k	yak	ye- -ll	yell

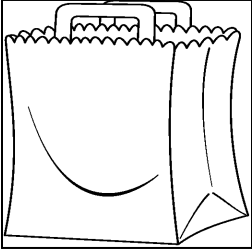
Activity 1

Color the correct picture for each word.

leg



kit




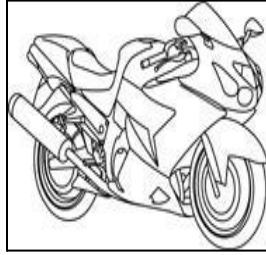
yell



lap



van




116

Activity 2

Write the correct name for each picture.
Choose from the box.

lad zap kit lap log lock





Lesson 4

CVC words that begin with Nn and Gg.

Objectives: Read syllables and CVC words that begin with Nn and Gg.

118

nu--n	nun	Go--d	God
nu--t	nut	gi--ll	gill
ne--ck	neck	gu--m	gum
Ni--ck	Nick	gu--n	gun
ne--t	net	ge--t	get

Activity 1

Listen to the name of each picture.
Underline the correct name for each.

1.



God

good

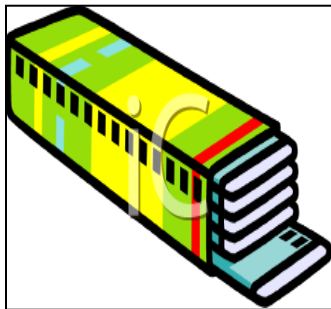
2.



Nick

neck

3.



gum

gun

4.



gill

get

5.



gun

get

Lesson 5

CVC words that begin with Pp and Rr.



Objectives: Read syllables and CVC words that begin with Pp and Rr.

ra- -t	rat	po- -t	pot
ru- -b	rub	pe- -t	pet
ra- -g	rag	pu- -t	put
ro- -d	rod	pa- -n	pan
ri- -d	rid	pe- -n	pen
ri- -b	rib	pi- -t	pit
re- -d	red	pa- -d	pad
ra- -n	ran	pe- -g	peg
ro- -ck	rock	pi- -g	pig
ru- -m	rum	Pa- -t	Pat


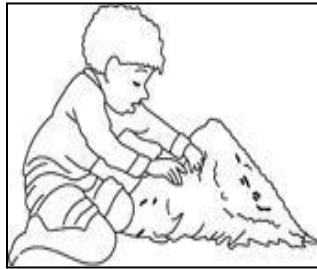
Activity 1

Color the correct picture for each word.


1. Pig




2. rock





3. Pat



4. rum



5. pad

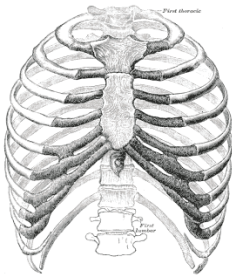


Activity 2


Write the correct name for each picture.
Choose from the box.

rag	rat	pet
pit	rod	rib









Lesson 6

CVC words that begin with Dd,Hh and Ww.

Objectives: Read syllables and CVC words that begin with Dd,Hh and Ww.

da- -m	dam	ha- -m	ham
di- -m	dim	he- -n	hen
di- -g	dig	ho- -t	hot
do- -g	dog	hi- -t	hit
do- -ll	doll	ha- -t	hat
du- -ck	duck	hu- -t	hut
de- -ck	deck	we- -b	web

Da- -n	Dan	we- -ll	well
do- -t	dot	wa- -g	wag
do- -n	don	wa- -x	wax

123

Activity 1

Listen to the name of each picture.
Underline the correct name for each.

1.



dim

duck


2.



ham

hen


3.



hog

hot

4.



dam

doll

5.



web

well

124

6.



wig


wet

Activity 2


Color the correct picture for each word.

1.

wag



2. duck




3. hat



4. doll



125



125

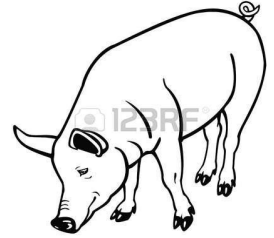
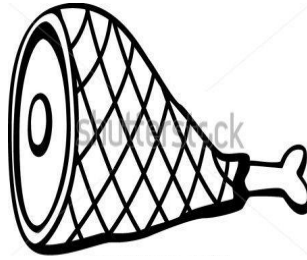
5. web



6. hut



7. hog



8. dig

.



126

Lesson 7

CVC words that begin with Cc and Ff.


Objectives: Read syllables and CVC words that begin with Cc, and Ff.

ca -t	cat	fo-g	fog
co -b	cob	fu-n	fun
ca-n	can	fa-n	fan
ca-b	cab	fi-n	fin
co-t	cot	fi-x	fix
co-g	cog	fo-x	fox
ca-p	cap	fi-g	fig
cu-p	cup	fa-t	fat
co-d	cod	fi-t	fit
ca-r	car	fa-ll	fall

Activity 1

Listen to the name of each picture.
Underline the correct name for each.


1.



cog

cob

2.



cog

cat

3.



fog

fat

4.



fan

fun

5.



fig

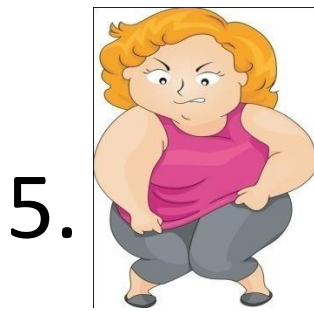
fog

128

Activity 2

Write the correct name for each picture.
Choose from the box.

Fall cup fix cat fat fit



Lesson 8

CVC words that begin with Qq, Jj, and Zz .

Objectives: Read syllables and CVC words that begin with Qq,Jj, and Zz.

que-ll	quell	Je-t	jet
qui-ll	quill	Ja-m	jam
qua-ck	quack	Ja-r	jar
qui-t	quit	Jo-t	jot
qui-p	quip	Je-t	jet
qui-d	quid	Ja-g	jag
qui-z	quiz	Jo-g	jog
qui-te	quite	Ji-m	Jim
za-p	zap	Zi-p	zip

Listen to the name of each picture.
Underline the correct name for each.

1.
2.




quit quite

2.



jot jog

3.




quit quiet

4.



jar jog

5.



quack

quick

6.



Jam

Jim

7.



quick

quite

8.



jam

jar

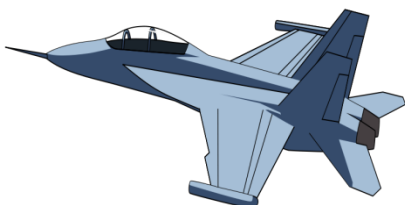
9.



zip

zap

10.



jet

jot

