




Defining Skills With a Y-Chart

Add words and phrases to the first Y-Chart to describe what this skill sounds like, looks like, and feels like when it is used effectively. Then, complete the second Y-Chart by adding words and phrases that describe what this skill would NOT sound like, look like, or feel like. Use these descriptions to help you understand how to implement this skill.

Skill to define:

 Sounds like	 Looks like
 Feels like	

Skill to define:

👂 Does not sound like

👁 Does not look like

💖 Does not feel like