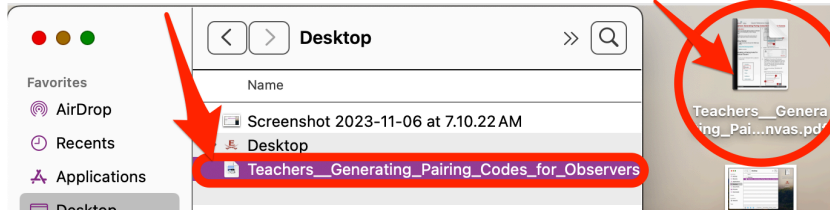


# Set Preview as Default to Open PDF files


Complete the steps below to get all pdf files to open with Preview instead of Adobe Acrobat Reader.

Locate a pdf file and right click on the file

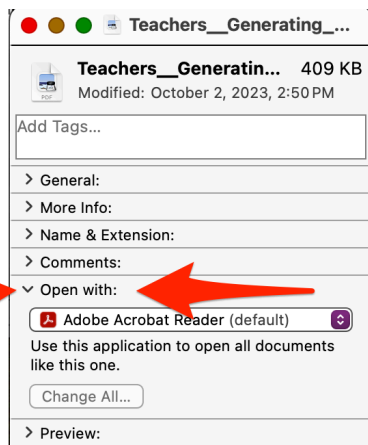
\*\*\*In the Finder window OR \*\*Can be on the desktop




Select "Get Info"



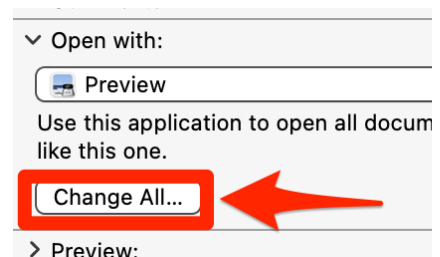
Select "Open With" and expand the Menu



Select "Preview"



Select "Change All"



Select "Continue"

