

Setting Up a Gloo Account to Access the Understanding Young Families Assessment

Please email support@gloo.us if you have any questions or issues with creating a Gloo account to access the Barna CoLab assessment(s).

1. Please visit app.gloo.us/login. If you have a Google account, you can sign in with Google single-sign-on. Otherwise, click “Register here.”


2. If you chose “Register here,” fill in the four required fields to create an account. Click “Next.”
****Only ONE login is needed per organization to access and deploy the assessment(s) as a part of CoLab. Create your Gloo account with the email of the person / account who will be managing the assessment(s).**

Set up your profile


3. Tell Gloo what kind of an organization you are representing. Select “church” if you are a church. Select “network” if you are an org that specifically serves a network of churches. Select “individual” if church or network does not apply to you and/or your organization; for the “Account Name” for individuals, you are welcome to enter the name of the org you are representing. Click Sign Up.

How are you planning to use Gloo?


We'll streamline your setup experience accordingly.

Church


We mostly serve individuals in the local community.

Individual


I am not affiliated with an organization.

Network


We serve leaders and people across many organizations.

Church Name*

Zip Code*


Average Weekly Attendance

By creating an account, you agree to the platform [Terms of Service](#) and acknowledge that you have read our [Privacy Statement](#)

By signing up, I direct Gloo to provide information about me and my organization to partners that referred me to this service, generous donors that provide scholarships (if one was received) and other organizations that engage churches.

[Back](#)
[Sign Up](#)

- You are now on your Gloo home screen. To navigate into the Assessments App within the Gloo ecosystem, navigate to **admin.assessments.gloo.us**. Log in.


Assessments

Welcome Back!


Email *

Password *

Login

[Forgot your password?](#)

Or

 Sign in with Google

Dont have an account? Sign up [for an account](#)

By signing in, you agree to the [Terms of Service](#) and acknowledge that you have read our [Privacy Statement](#)

****Bookmark admin.assessments.gloo.us in your browser so you can quickly navigate into the Assessments App!**

- Check out the STEP TWO document for a step-by-step guide of how to access, configure, preview and deploy your assessment(s).**