

PSYCHOTHERAPIST – ROBOTS

This location quests will trigger the Robot quests which leads to obtaining the key to unlock the Laboratory

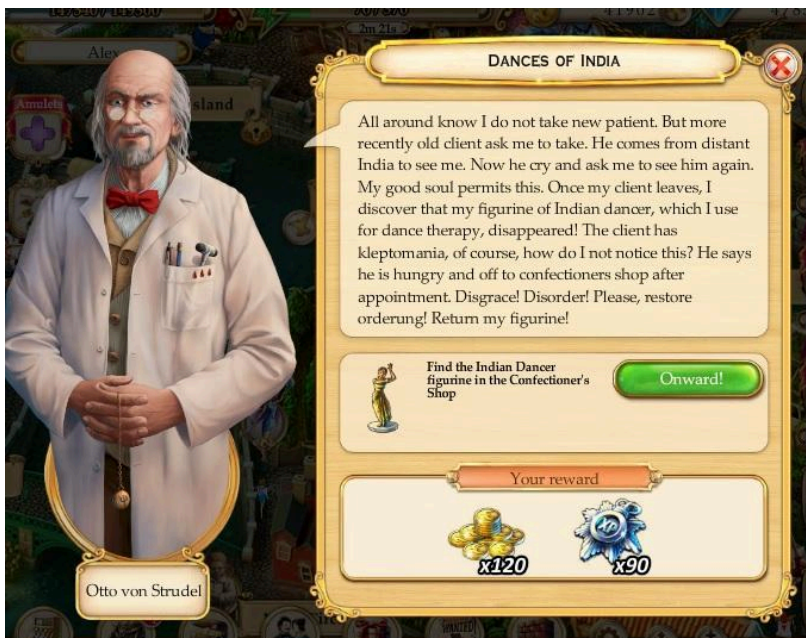
Location Searches:

- Confectioner's Shop
- Secret Department
- Detective's House
- Greenhouse
- Warehouse
- Boudoir
- Backstreets
- Psychotherapist




Kings of the Dance Floor (Do Last)

Dances of India (Do 1st) (Collection #43)



Dances of India

Find the Indian Dancer in the Confectioner's Shop.




Love and Passion

Get the Spanish Dancer from the Gremlin Snatcher.



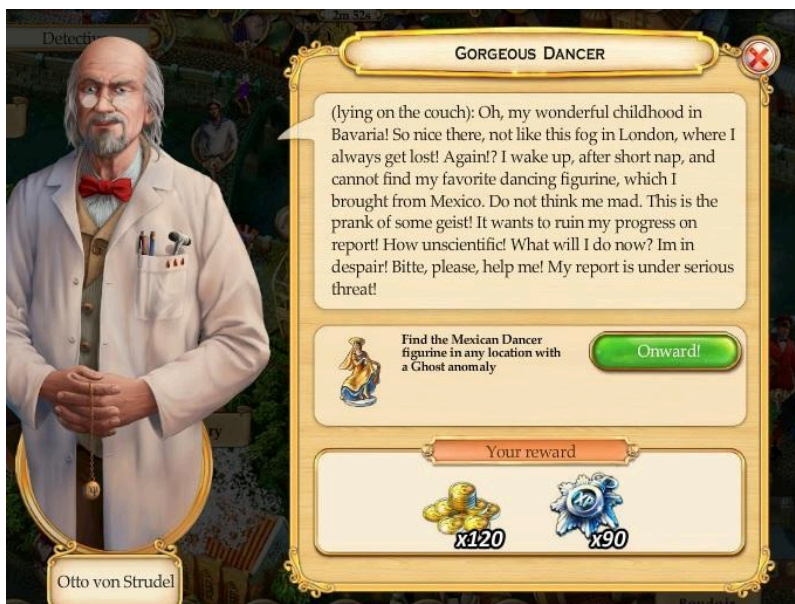
Japanese Dances

Find the Japanese Dancer in the Greenhouse.



Gorgeous Dancer

Find the Mexican Dancer in any location with the Ghost Anomaly.





Cabaret Queen

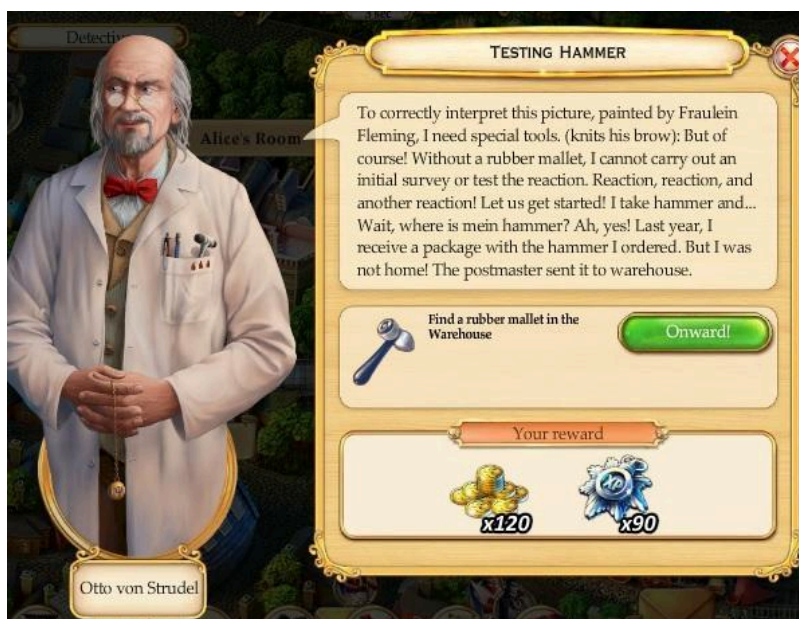
Get the Cabaret Dancer from the Caterpillar.

You now have all the Dancers and can finish the final quest for this collection.




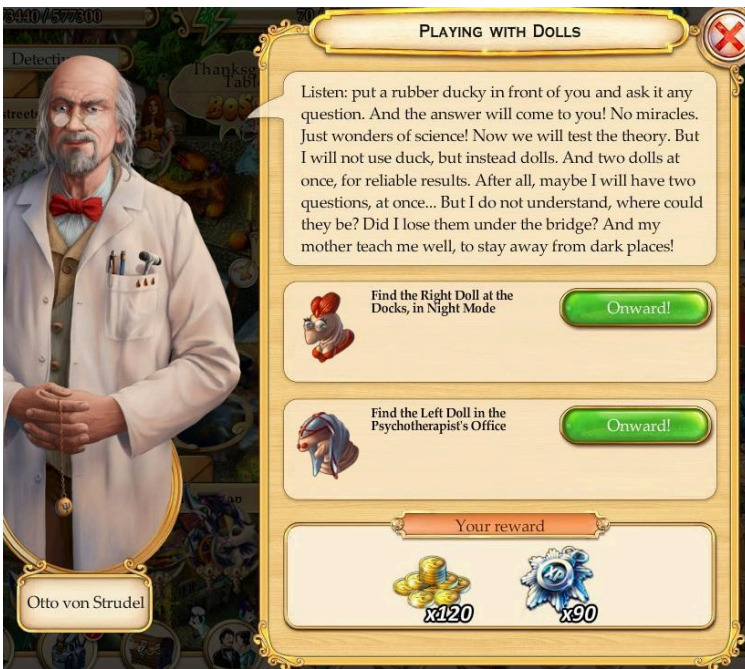
Kings of the Dance Floor

Turn in the Dancer Figurines Collection.



Testing Hammer

Find the Rubber Mallet in the Warehouse.



Playing with Dolls

Find the Right Doll in the Docks in Night Mode.


Find the Left Doll in the Psychotherapist's Office.



Cake As Currency (Do last)


Anonymous Syndrome (Do 1st or 2nd – Robot series)

Fresh Strawberries (Do 1st)



Fresh Strawberries

Find the Sugar Coated Strawberry in the Boudoir.



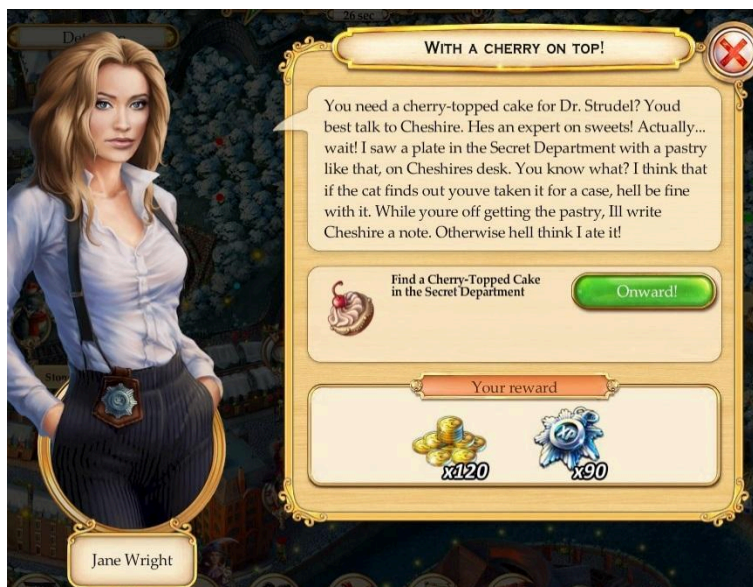
Lollipop

Find a Lollipop in the Detective's House.



Sweet Tooth

Find the Ice Cream Cone in the Confectioner's Shop.



With A Cherry On Top

Find the Cherry Topped Cake in the Secret Department.



Ole – Ole – Ole (Warehouse Quest)

Chocolate Coating (Do 1st)

Eye On The Ball (Warehouse Quest)



Chocolate Coating

Find the Chocolate Coated Orange in the Detective's House.



Cake As Currency

Turn in the Inspiration Cake collection.



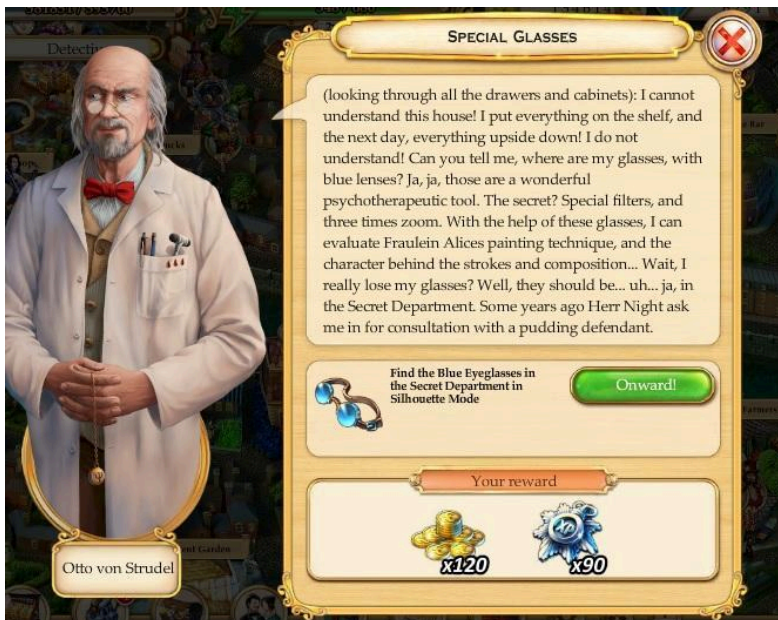
This is the end of the quest series.



Anonymous Syndrome


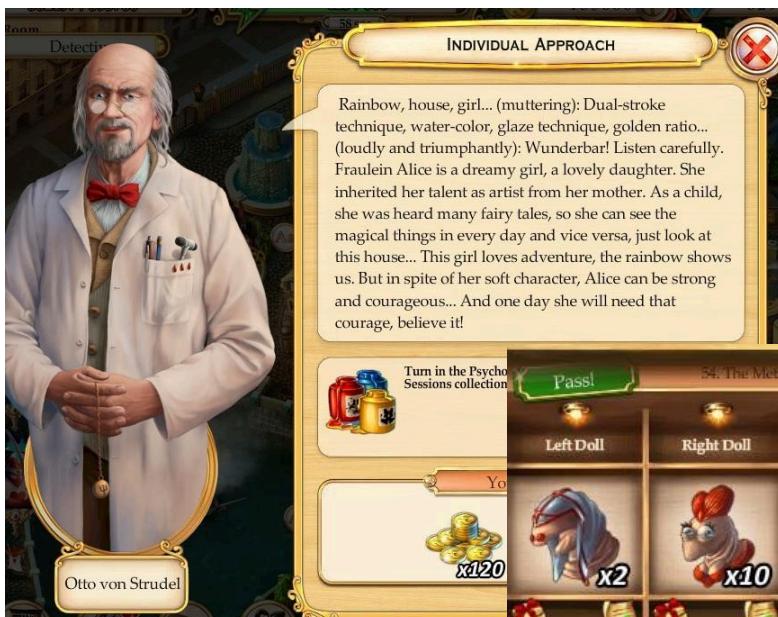
Find the Anonymous Paper Bag in the Backstreets.

(Tip: This is nearly impossible to get – it will take 50-100 searches.... Easier to get it from a friend)



Special Glasses

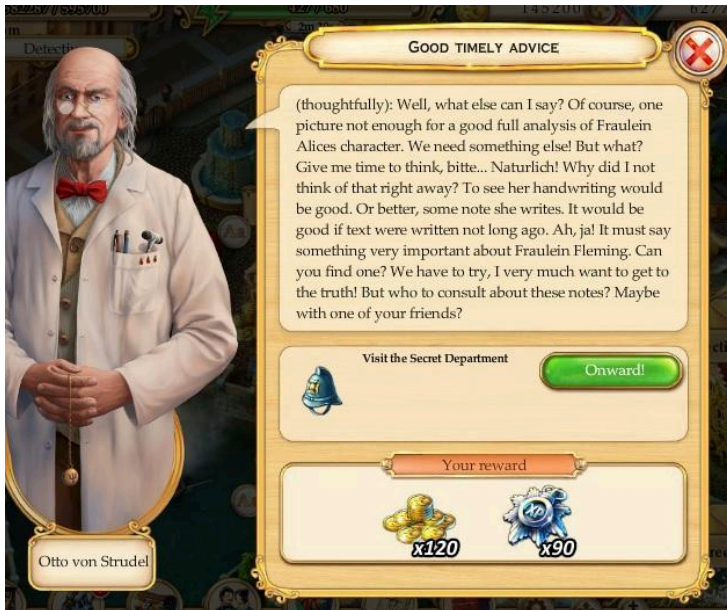
Find the Blue Eyeglasses in the Secret Department in Silhouette mode.



Individual Approach

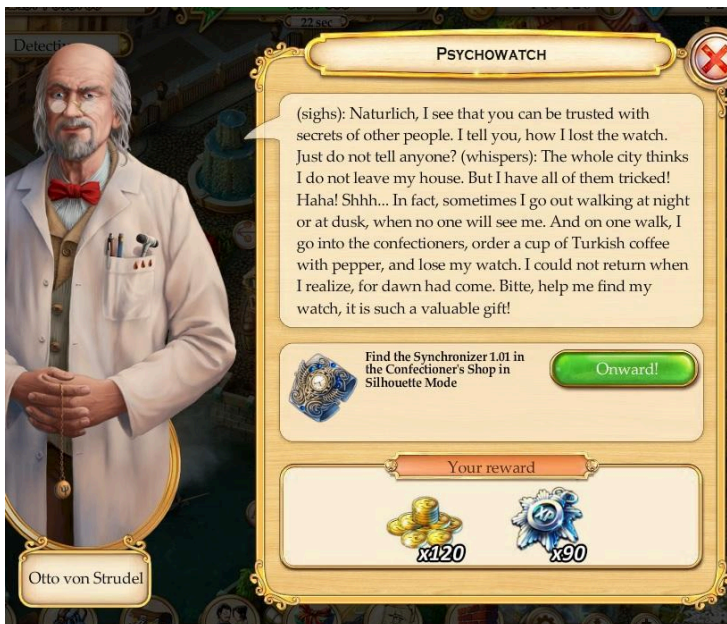
Turn in the Psychotherapist Session Collection.






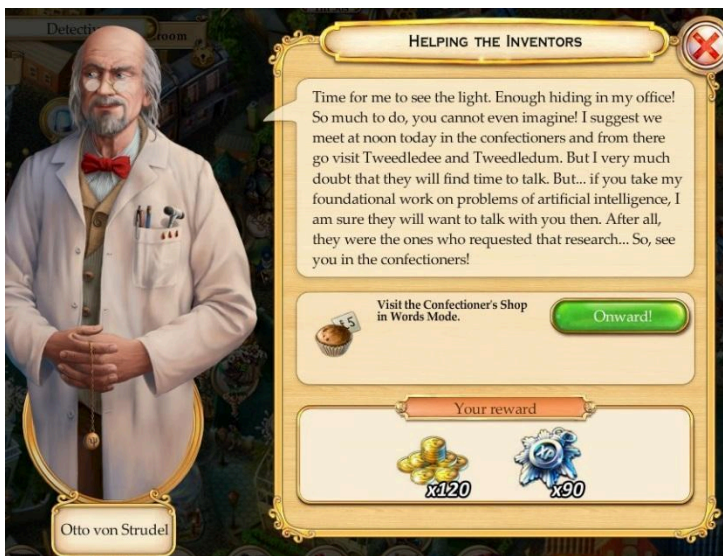
Good Timely Advice

Visit the Secret Department



Psychowatch

Find the Synchronizer 1.01 in the Confectioner's Shop in Silhouette mode.



Helping the Inventors


Visit the Confectioner's Shop in Words Mode.

(This is the quest that triggers the Robots quests)

To trade with the Robots you will need the Dischargers found in Secret Department and Warehouse,

Total Robot Trades:

- Yellow Eye – 60 times
- Green Eye – 35 times




A Stock for a Gun

Trade with 10 Steam Robots (Yellow eye).




Rescue Tubes

Disable 10 Strong Steam Robots (Green Eye).



A Strong Frame

Disable 10 Steam Robots. (Yellow Eye)



A Generator For The Gun

Disable 10 Strong Steam Robots (Green Eye)

Overpowered Dischargers are found in the Secret Department.



A Precise Scope

Disable 10 Steam Robots. (Yellow Eye).




Charge Focus

Collect 30 Energy Batteries by trading with the Steam Robot (Yellow Eye). (To buy 3 crystals each)

Collect 15 Power Crystals by trading with the Strong Steam Robot (Green Eye). (To by 5 crystals each)

Tip: If you do the trades instead you will get the items to open the Observation Tower.

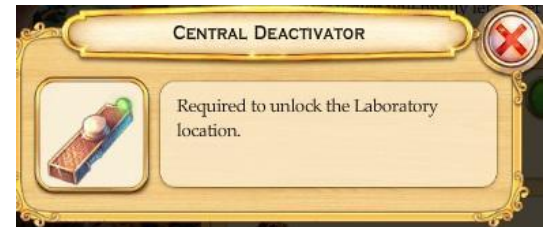


Sitting on the Roof

Turn in the Triumph of Science Collection.



You will get the Central Deactivator that unlocks the Laboratory.



This will trigger the 1st two quests for the Laboratory. These will be found in the Laboratory File.



The Engine of Progress



Travel By Tricycle

This is the end of the quests for the Psychotherapist location.

<https://www.facebook.com/groups/MirrorsofAlbionHelpForum/>

<http://albionmirrors.blogspot.com/>