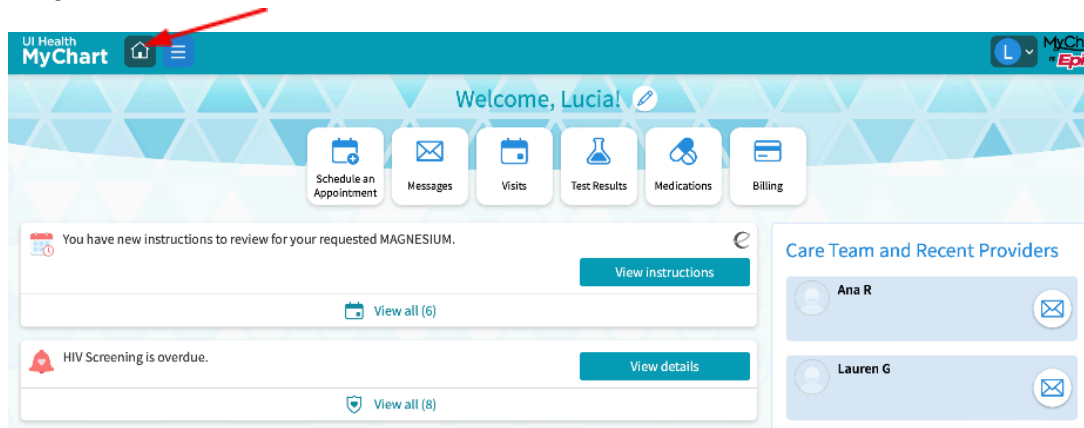
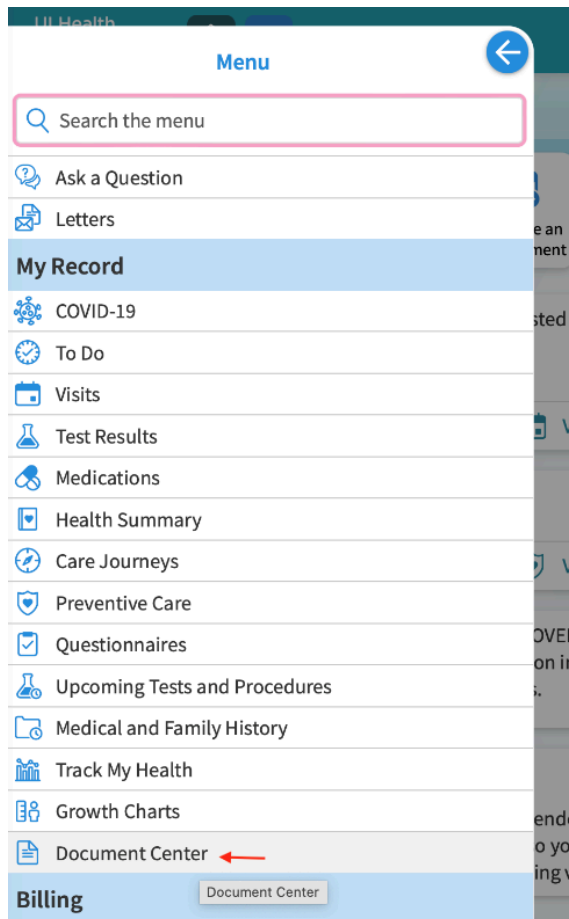


Patient Instructions for RECOVER Full Neuro Cognitive Summary in Epic

Step 1: Find the Menu





Step 2: Click Document Center



Step 3: Click My Documents

UI Health
MyChart



Document Center

Please select the option that most closely matches the information you would like.

View, Download, or Send Visit Records

These include details such as:

- Health Issues
- Medications
- Allergies
- Immunizations
- Plan of Care

Requested Records

Download records you specifically requested, such as:

- Legal Information
- Coordination of Care
- Government Reporting
- Worker's Comp Information
- Accounting Disclosure
- Visit and Health Summaries

My Documents

Sign, view, download, and print documents you have on file.


Who's Accessed My Record?

View actions of people who have accessed your record.

Step 4: Look under Document type for “External Results.”







My Documents

Documents to sign



No documents to sign

Other documents

Document type	Date
 Assessment	Added on 12/8/2025
 Assessment	Added on 12/4/2025
 Assessment	Added on 12/4/2025
 External Results	Added on 11/26/2025
 External Results	Added on 11/25/2025
 External Results	Added on 11/25/2025