

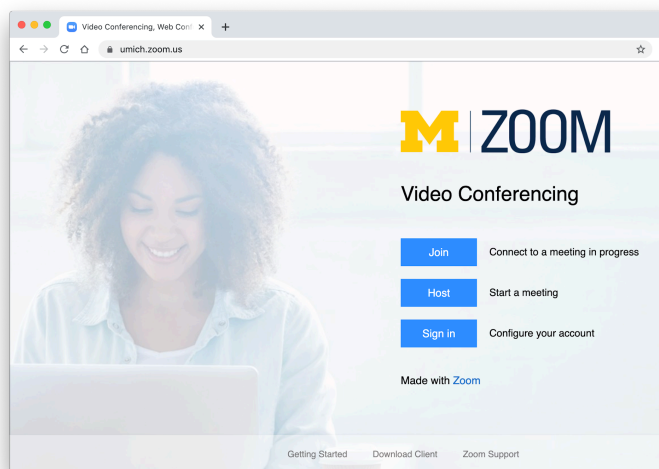


How do I turn off of the “doorbell” sound when someone enters or leaves a Zoom Meeting?

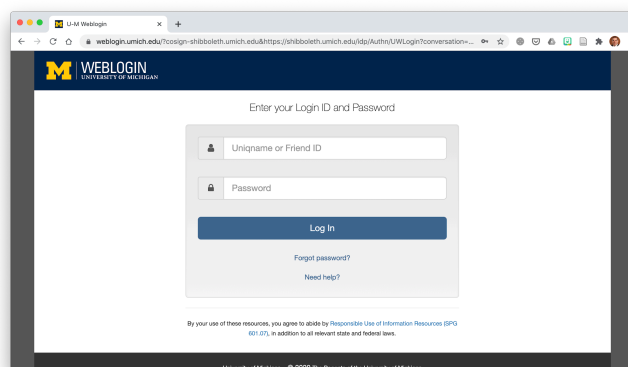
In large zoom meetings the “doorbell” can become very distracting as people enter and leave throughout the course of the meeting. This can be turned [off for all meetings \(globally\)](#) via settings (from umich.zoom.com) or turned off [while in a specific meeting](#).

How To change the Setting for all Future Meetings you will Host

1. From a web browser, go to <https://umich.zoom.com> and click “sign in.”

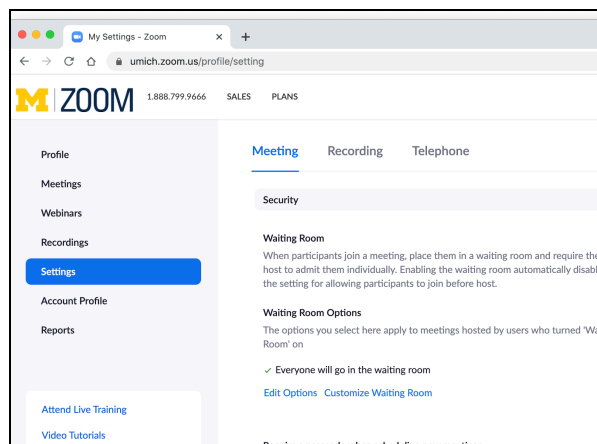


2. Login using your “username” and level 1 password.

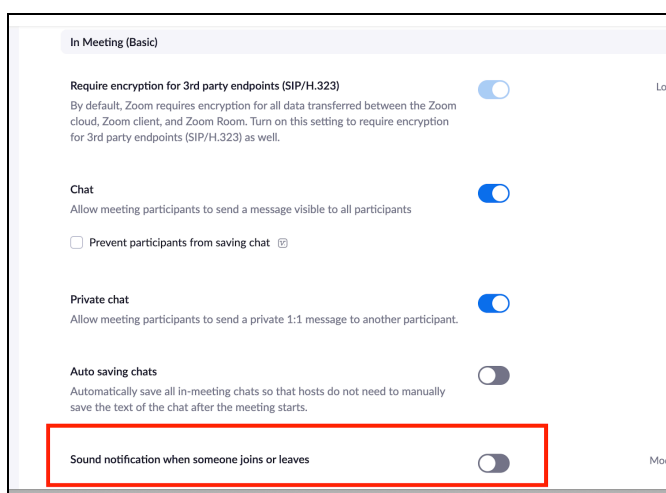




3. Click **“Settings”** on the left side of the screen, after you login.



4. Scroll down to the **“In Meeting Basic”** settings, and turn off **“Sound notification when someone joins or leaves”** by clicking the toggle button off (so it's gray and not blue).



How to Turn off the Doorbell from your Zoom Meeting

NOTE: Turning it on/off from your Zoom meeting does not propagate to all zoom meetings

1. The host or co-host can click on **participants**, then click on more
2. Uncheck **“Play Sound When Someone Joins/Leaves”**
(see animated gif on the following page)

